

UNITED STATES  
SECURITIES AND EXCHANGE COMMISSION  
WASHINGTON, DC 20549  
FORM 20-F

☐ REGISTRATION STATEMENT PURSUANT TO SECTION 12(b) OR 12(g) OF THE SECURITIES EXCHANGE ACT OF 1934

OR

☒ ANNUAL REPORT PURSUANT TO SECTION 13 OR 15(d) OF  
THE SECURITIES EXCHANGE ACT OF 1934

For the fiscal year ended December 31, 2019

OR

☐ TRANSITION REPORT PURSUANT TO SECTION 13 OR 15(d) OF  
THE SECURITIES EXCHANGE ACT OF 1934

For the transition period from \_\_\_\_ to \_\_\_\_

OR

☐ SHELL COMPANY REPORT PURSUANT TO SECTION 13 OR 15(d) OF  
THE SECURITIES EXCHANGE ACT OF 1934

Date of event requiring this shell company report:

Commission file number: 001-36185

**DYNAGAS LNG PARTNERS LP**

(Exact name of Registrant as specified in its charter)

**Republic of the Marshall Islands**

(Jurisdiction of incorporation or organization)

**Poseidonos Avenue and Foivis 2 Street**

**166 74 Glyfada, Athens, Greece**

(Address of principal executive offices)

**Michael Gregos**

**Poseidonos Avenue and Foivis 2 Street**

**166 74 Glyfada, Athens, Greece**

**Tel. +30 210 891 7960**

(Name, Telephone, E-mail and/or Facsimile number and Address of Company Contact Person)

Securities registered or to be registered pursuant to Section 12(b) of the Act:

Title of Each Class	Trading Symbol(s)	Name of Each Exchange on Which Registered
Common units representing limited partnership interests	DLNG	New York Stock Exchange
9.00% Series A Cumulative Redeemable Preferred Units	DLNG PR A	New York Stock Exchange
8.75% Series B Fixed to Floating Rate Cumulative Redeemable Perpetual Preferred Units	DLNG PR B	New York Stock Exchange

Securities registered or to be registered pursuant to Section 12(g) of the Act: **None**

Securities for which there is a reporting obligation pursuant to Section 15(d) of the Act: **None**

Indicate the number of outstanding shares of each of the issuer's classes of capital or common stock as of the close of the period covered by the annual report:

**35,490,000 Common Units**

**35,526 General Partner Units**

**3,000,000 9.00% Series A Cumulative Redeemable Preferred Units**

**2,200,000 8.75% Series B Fixed to Floating Rate Cumulative Redeemable Perpetual Preferred Units**

Indicate by check mark if the Registrant is a well-known seasoned issuer, as defined in Rule 405 of the Securities Act.

☐ Yes

☒ No

If this report is an annual report or transition report, indicate by check mark if the Registrant is not required to file reports pursuant to Section 13 or 15(d) of the Securities Exchange Act of 1934.

☐ Yes

☒ No

Note – Checking the box above will not relieve any registrant required to file reports pursuant to Section 13 or 15(d) of the Securities Exchange Act of 1934 from their obligations under those Sections.

Indicate by check mark whether the Registrant (1) has filed all reports required to be filed by Section 13 or 15(d) of the Securities Exchange Act of 1934 during the preceding 12 months

(or for such shorter period that the registrant was required to file such reports) and (2) has been subject to such filing requirements for the past 90 days.

☒ Yes

☐ No

Indicate by check mark whether the registrant has submitted electronically every Interactive Data File required to be submitted pursuant to Rule 405 of Regulation S-T (§232.405 of this chapter) during the preceding 12 months (or for such shorter period that the registrant was required to submit such files).

☒ Yes

☐ No

Indicate by check mark whether the Registrant is a large accelerated filer, an accelerated filer, a non-accelerated filer, or an emerging growth company. See the definitions of "large accelerated filer," "accelerated filer," and "emerging growth company" in Rule 12b-2 of the Exchange Act.

Large accelerated filer ☐

Non-accelerated filer ☒

Accelerated filer ☐

Emerging growth company ☐

If an emerging growth company that prepares its financial statements in accordance with U.S. GAAP, indicate by check mark if the registrant has elected not to use the extended transition period for complying with any new or revised financial accounting standards† provided pursuant to Section 13(a) of the Exchange Act.☐

† The term "new or revised financial accounting standard" refers to any update issued by the Financial Accounting Standards Board to its Accounting Standards Codification after April 5, 2012.

Indicate by check mark which basis of accounting the Registrant has used to prepare the financial statements included in this filing:

☒ U.S. GAAP

☐ International Financial Reporting Standards as issued by the International Accounting Standards Board

☐ Other

If "Other" has been checked in response to the previous question, indicate by check mark which financial statement item the Registrant has elected to follow.

☐ Item 17

☐ Item 18

If this is an annual report, indicate by check mark whether the Registrant is a shell company (as defined in Rule 12b-2 of the Exchange Act).

☐ Yes

☒ No

(APPLICABLE ONLY TO ISSUERS INVOLVED IN BANKRUPTCY PROCEEDINGS DURING THE PAST FIVE YEARS)

Indicate by check mark whether the registrant has filed all documents and reports required to be filed by Sections 12, 13 or 15(d) of the Securities Exchange Act of 1934 subsequent to the distribution of securities under a plan confirmed by a court.

☐ Yes

☐ No

---

## PRESENTATION OF INFORMATION IN THIS ANNUAL REPORT

This Annual Report on Form 20-F for the year ended December 31, 2019, or the Annual Report, should be read in conjunction with the consolidated financial statements and accompanying notes included in this Annual Report. Unless the context otherwise requires, references in this Annual Report to "Dynagas LNG Partners," the "Partnership," "we," "our" and "us" or similar terms refer to Dynagas LNG Partners LP and its wholly-owned subsidiaries, including Dynagas Operating LP. Dynagas Operating LP owns, directly or indirectly, a 100% interest in the entities that own the LNG carriers in our fleet that we refer to as our "Fleet". References in this Annual Report to "our General Partner" refer to Dynagas GP LLC, the general partner of Dynagas LNG Partners LP. References in this Annual Report to our "Sponsor" are to Dynagas Holding Ltd. and its subsidiaries other than us or our subsidiaries and references to our "Manager" refer to Dynagas Ltd., which is wholly owned by the chairman of our Board of Directors, Mr. Georgios Prokopiou. References in this Annual Report to the "Prokopiou Family" are to our Chairman, Mr. Georgios Prokopiou, and certain members of his family.

All references in this Annual Report to us for periods prior to our initial public offering, or IPO, on November 18, 2013 refer to our predecessor companies and their subsidiaries, which are former subsidiaries of our Sponsor that had interests in the *Clean Energy*, the *Ob River* and the *Amur River*, collectively our "Initial Fleet".

All references in this prospectus to "Gazprom", "Equinor", and "Yamal" refer to Gazprom Marketing and Trading Singapore Pte Ltd, Equinor ASA (formerly, Statoil ASA), and Yamal Trade Pte. Ltd., respectively.

Unless otherwise indicated, all references to "U.S. dollars," "dollars" and "\$" in this prospectus are to the lawful currency of the United States. We use the term "LNG" to refer to liquefied natural gas, and we use the term "cbm" to refer to cubic meters in describing the carrying capacity of our vessels.

References herein to the "Omnibus Agreement" refer to the Omnibus Agreement, as amended and as currently in effect, with our Sponsor. The Omnibus Agreement provides us with the right to acquire ownership interests from our Sponsor in certain identified vessels as set forth elsewhere in this Annual Report. Our Sponsor owned or owns, directly or indirectly, 100% of the equity interests of the entities that own or owned these seven identified LNG carriers, the *Yenisei River*, the *Arctic Aurora*, the *Lena River*, the *Clean Ocean*, the *Clean Planet*, the *Clean Horizon* and the *Clean Vision*, which we refer to throughout this Annual Report as the "Initial Optional Vessels." In 2014 and 2015, we exercised our purchase options under the Omnibus Agreement and acquired from our Sponsor the *Arctic Aurora*, the *Yenisei River* and the *Lena River*. The purchase options for the *Clean Horizon*, the *Clean Vision*, the *Clean Ocean* and the *Clean Planet* have expired unexercised. Our Sponsor also owns a 49% minority ownership interest in five joint venture entities that currently own five 172,000 cubic meter ARC7 LNG carriers, namely, the *Boris Vilkitsky*, *Fedor Litke*, *Georgiy Brusilov*, *Boris Davydov* and *Nikolay Zubov*, including the related charters or other agreements relating to the operation or ownership of these LNG carriers. Our options to purchase the Sponsor's interests in the *Boris Vilkitsky*, the *Fedor Litke* and the related agreements have expired unexercised. We refer to our Sponsor's interests in these vessels and the related agreements, other than with respect to the *Boris Vilkitsky* and the *Fedor Litke*, throughout this Annual Report as the "Optional Vessels." Pursuant to the Omnibus Agreement, we have the right but not the obligation, subject to certain terms and conditions, to acquire the Optional Vessels from our Sponsor.

The "Yamal LNG Project" refers to the LNG production terminal on the Yamal Peninsula in Northern Russia. The terminal consists of three LNG trains with a total capacity of 16.5 million metric tons of LNG per year, that will require ice-class designated vessels to transport LNG from this facility, and for which, two of the vessels in our Fleet, and each of the vessels that comprise Optional Vessels have been contracted. The Yamal LNG Project is a joint venture between NOVATEK (50.1%), TOTAL E&P Yamal (20%), China National Oil & Gas Exploration and Development Corporation (CNODC) (20%) and Yaym Limited (9.9%). Please see "Item 4. Information on the Partnership—B. Business Overview."

---

## FORWARD-LOOKING STATEMENTS

This Annual Report contains certain forward-looking statements (as such term is defined in Section 21E of the Securities Exchange Act of 1934, as amended, or the Exchange Act) concerning future events and our operations, performance and financial condition, including, in particular, the likelihood of our success in developing and expanding our business. The Private Securities Litigation Reform Act of 1995 provides safe harbor protections for forward-looking statements in order to encourage companies to provide prospective information about their business.

We desire to take advantage of the safe harbor provisions of the Private Securities Litigation Reform Act of 1995 and are including this cautionary statement in connection with this safe harbor legislation. This report and any other written or oral statements made by us or on our behalf may include forward-looking statements, which reflect our current views with respect to future events and financial performance. Statements that are predictive in nature, that depend upon or refer to future events or conditions, or that include words such as "expects," "anticipates," "intends," "plans," "believes," "estimates," "projects," "likely," "would," "could," "seek," "continue," "possible," "might," "forecasts," "will," "may," "potential," "should," and similar expressions are forward-looking statements. These forward-looking statements reflect management's current views only as of the date of this Annual Report and are not intended to give any assurance as to future results. As a result, unitholders are cautioned not to rely on any forward-looking statements.

Forward-looking statements appear in a number of places in this Annual Report and include statements with respect to, among other things:

- LNG market trends, including charter rates, factors affecting supply and demand, and opportunities for the profitable operations of LNG carriers;
  - our anticipated growth strategies;
  - the effect of a worldwide economic slowdown;
  - potential turmoil in the global financial markets;
  - stability of Europe and the Euro;
  - fluctuations in currencies and interest rates;
  - the impact of the discontinuance of LIBOR after 2021 on interest rates of our debt that reference LIBOR;
  - general market conditions, including fluctuations in charter hire rates and vessel values;
  - changes in our operating expenses, including dry-docking, crewing and insurance costs, bunker prices and fuel prices;
  - the adequacy of our insurance to cover our losses;
  - our ability to make cash distributions on the units or any increase or decrease in or elimination of our cash distributions;
  - our future financial condition or results of operations and our future revenues and expenses;
  - our ability to repay or refinance our existing debt and settling of interest rate swaps (if any);
  - our ability to incur additional indebtedness on acceptable terms or at all, to access the public and private debt and equity markets and to meet our restrictive covenants and other obligations under our credit facilities, including our \$675 Million Credit Facility (as defined below);
  - our Sponsor's ability to fund our \$30 Million Revolving Credit Facility (as defined below);
  - planned capital expenditures and availability of capital resources to fund capital expenditures;
  - our ability to comply with additional costs and risks related to our environmental, social and governance policies;
  - our ability to maintain long-term relationships with major LNG traders;
-

- our ability to leverage our Sponsor's relationships and reputation in the shipping industry;
  - our ability to realize the expected benefits from our vessel acquisitions;
  - our ability to purchase vessels from our Sponsor and other parties in the future, including the Optional Vessels;
  - our continued ability to enter into profitable long-term time charters;
  - our ability to maximize the use of our vessels, including the re-deployment or disposition of vessels no longer under long-term time charters;
  - future purchase prices of newbuildings and secondhand vessels and timely deliveries of such vessels;
  - our ability to compete successfully for future chartering opportunities and newbuilding opportunities (if any);
  - acceptance of a vessel by its charterer;
  - termination dates and extensions of charters;
  - changes in governmental rules and regulations or actions taken by regulatory authorities, including the implementation of new environmental regulations;
  - the expected cost of, and our ability to comply with, governmental regulations, including regulations relating to ballast water and fuel sulphur, maritime self-regulatory organization standards, as well as standard regulations imposed by our charterers applicable to our business;
  - availability of skilled labor, vessel crews and management;
  - our anticipated incremental general and administrative expenses as a publicly traded limited partnership and our fees and expenses payable under the fleet management agreements and the administrative services agreement with our Manager;
  - our anticipated taxation and distributions to our unitholders;
  - estimated future maintenance and replacement capital expenditures;
  - our ability to retain key employees;
  - charterers' increasing emphasis on environmental and safety concerns;
  - potential liability from any pending or future litigation;
  - potential disruption of shipping routes due to accidents, political events, public health threats, pandemics, international hostilities and instability, piracy or acts by terrorists;
  - the impact of public health threats and outbreaks of other highly communicable diseases;
  - the length and severity of the recent coronavirus ("COVID-19") outbreak, including its impacts across our business on demand, operations in China and the Far East and knock-on impacts to our global operations;
  - the impact of adverse weather and natural disasters;
-

- future sales of our common units in the public market;
- any malfunction or disruption of information technology systems and networks that our operations rely on or any impact of a possible cybersecurity event;
- our business strategy and other plans and objectives for future operations; and
- other factors detailed in this Annual Report and from time to time in our periodic reports.

Forward-looking statements in this Annual Report are estimates reflecting the judgment of senior management and involve known and unknown risks and uncertainties. These forward-looking statements are based upon a number of assumptions and estimates that are inherently subject to significant uncertainties and contingencies, many of which are beyond our control. Actual results may not occur or differ materially from those expressed or implied by such forward-looking statements. Accordingly, these forward-looking statements should be considered in light of various important factors, including those set forth in this Annual Report under the heading "Item 3. Key Information—D. Risk Factors."

We undertake no obligation, and specifically decline any obligation, to update any forward-looking statement to reflect events or circumstances after the date on which such statement is made or to reflect the occurrence of unanticipated events. New factors emerge from time to time, and it is not possible for us to predict all of these factors which may adversely affect our results. Further, we cannot assess the effect of each such factor on our business or the extent to which any factor, or combination of factors, may cause actual results to be materially different from those contained in any forward-looking statement. Given these uncertainties, prospective investors are cautioned not to place undue reliance on such forward-looking statements.

We make no prediction or statement about the performance of our units or our debt securities. The various disclosures included in this Annual Report and in our other filings made with the Securities and Exchange Commission, or the SEC, that attempt to advise interested parties of the risks and factors that may affect our business, prospects and results of operations should be carefully reviewed and considered.

---

## TABLE OF CONTENTS

PART I		1
ITEM 1.	IDENTITY OF DIRECTORS, SENIOR MANAGEMENT AND ADVISERS	1
ITEM 2.	OFFER STATISTICS AND EXPECTED TIMETABLE	1
ITEM 3.	KEY INFORMATION	1
ITEM 4.	INFORMATION ON THE PARTNERSHIP	42
ITEM 4A.	UNRESOLVED STAFF COMMENTS	71
ITEM 5.	OPERATING AND FINANCIAL REVIEW AND PROSPECTS	71
ITEM 6.	DIRECTORS, SENIOR MANAGEMENT AND EMPLOYEES	86
ITEM 7.	MAJOR UNITHOLDERS AND RELATED PARTY TRANSACTIONS	89
ITEM 8.	FINANCIAL INFORMATION	97
ITEM 9.	THE OFFER AND LISTING.	100
ITEM 10.	ADDITIONAL INFORMATION	100
ITEM 11.	QUANTITATIVE AND QUALITATIVE DISCLOSURES ABOUT MARKET RISK	108
ITEM 12.	DESCRIPTION OF SECURITIES OTHER THAN EQUITY SECURITIES	109
PART II		109
ITEM 13.	DEFAULTS, DIVIDEND ARREARAGES AND DELINQUENCIES	109
ITEM 14.	MATERIAL MODIFICATIONS TO THE RIGHTS OF SECURITY HOLDERS AND USE OF PROCEEDS	109
ITEM 15.	CONTROLS AND PROCEDURES	109
ITEM 16.	[RESERVED]	110
ITEM 16A.	AUDIT COMMITTEE FINANCIAL EXPERT	110
ITEM 16B.	CODE OF ETHICS	110
ITEM 16C.	PRINCIPAL ACCOUNTANT FEES AND SERVICES	111
ITEM 16D.	EXEMPTIONS FROM THE LISTING STANDARDS FOR AUDIT COMMITTEES	111
ITEM 16E.	PURCHASES OF EQUITY SECURITIES BY THE ISSUER AND AFFILIATED PURCHASERS	111
ITEM 16F.	CHANGE IN REGISTRANTS' CERTIFYING ACCOUNTANT	111
ITEM 16G.	CORPORATE GOVERNANCE	111
ITEM 16H.	MINE SAFETY DISCLOSURE	112
PART III		112
ITEM 17	FINANCIAL STATEMENTS	112
ITEM 18	FINANCIAL STATEMENTS	112
ITEM 19	EXHIBITS	113

---

**PART I.**

**ITEM 1. IDENTITY OF DIRECTORS, SENIOR MANAGEMENT AND ADVISERS**

Not applicable.

**ITEM 2. OFFER STATISTICS AND EXPECTED TIMETABLE**

Not applicable.

**ITEM 3. KEY INFORMATION**

**A. SELECTED FINANCIAL DATA**

The following table presents our selected historical consolidated financial and operational data as of and for each of the years in the five-year period ended December 31, 2019. The following financial data should be read in conjunction with "Item 5. Operating and Financial Review and Prospects." Our selected historical consolidated financial data have been derived from our audited consolidated financial statements, which have been prepared in accordance with U.S. generally accepted accounting principles ("U.S. GAAP"). Our selected historical consolidated financial information as of December 31, 2019 and 2018, and for the years ended December 31, 2019, 2018 and 2017 is derived from our audited consolidated financial statements included in "Item 18. Financial Statements" herein. Our selected historical consolidated financial information as of December 31, 2017, 2016 and 2015 and for the years ended December 31, 2016 and 2015 have been derived from our audited consolidated financial statements that are not included in this Annual Report.

	<b>Year Ended December 31,</b>					
	<b>2019</b>	<b>2018</b>	<b>2017</b>	<b>2016</b>	<b>2015</b>	
<b>STATEMENT OF INCOME</b>	<i>(In thousands of Dollars, except for units, per unit data and TCE rates )</i>					
Voyage revenues	\$ 130,901	\$ 127,135	\$ 138,990	\$ 169,851	\$ 145,202	
Voyage expenses- including related party <sup>(1)</sup>	(2,709)	(2,802)	(3,619)	(2,961)	(2,804)	
Vessel operating expenses	(28,351)	(25,042)	(27,067)	(26,451)	(23,244)	
General and administrative expenses- including related party	(2,708)	(2,209)	(1,686)	(1,885)	(1,805)	
Management fees	(6,537)	(6,347)	(6,162)	(5,999)	(4,870)	
Depreciation	(30,680)	(30,330)	(30,319)	(30,395)	(24,387)	
Dry-docking and special survey costs	-	(7,422)	(6,193)	(81)	-	
<b>Operating income</b>	<b>\$ 59,916</b>	<b>\$ 52,983</b>	<b>\$ 63,944</b>	<b>\$ 102,079</b>	<b>\$ 88,092</b>	
Interest income	2,331	1,051	203	-	35	
Interest and finance costs	(58,591)	(50,490)	(46,281)	(34,991)	(27,974)	
Other, net	(43)	69	(527)	(234)	(103)	
<b>Net Income</b>	<b>\$ 3,613</b>	<b>\$ 3,613</b>	<b>\$ 17,339</b>	<b>\$ 66,854</b>	<b>\$ 60,050</b>	
<b>EARNINGS/(LOSS) PER UNIT (basic and diluted):</b>						
Common Unit (basic and diluted)	\$ (0.22)	\$ (0.11)	\$ 0.27	\$ 1.69	\$ 1.60	
<b>Weighted average number of units outstanding (basic and diluted):</b>						
Common units	35,490,000	35,490,000	34,545,740	20,505,000	20,505,000	
Cash distributions declared and paid per common unit	\$ 0.13	\$ 1.17	\$ 1.69	\$ 1.69	\$ 1.69	
<b>BALANCE SHEET DATA:</b>						
Total current assets	\$ 18,172	\$ 112,963	\$ 70,404	\$ 60,195	\$ 25,814	
Vessels, net	916,697	947,377	977,298	1,007,617	1,036,157	
Total assets	989,187	1,063,436	1,054,319	1,106,676	1,108,103	
Total current liabilities	64,635	272,742	22,898	53,056	51,353	
Total long-term debt, including current portion, gross of deferred financing fees	663,000	722,800	727,600	722,500	688,333	
Total partners' equity	313,707	326,485	318,318	367,836	367,838	
<b>CASH FLOW DATA:</b>						
Net cash provided by operating activities	\$ 43,177	\$ 42,994	\$ 59,339	\$ 103,618	\$ 96,944	
Net cash used in investing activities	-	(409)	-	(37,472)	(205,045)	
Net cash (used in)/provided by financing activities*	(86,888)	(132)	(74,470)	(32,844)	121,445	
<b>FLEET PERFORMANCE DATA:</b>						
Number of vessels at the end of the year	6	6	6	6	6	
Average number of vessels in operation <sup>(2)</sup>	6.0	6.0	6.0	6.0	5.0	
Average age of vessels in operation at end of year (years)	9.4	8.4	7.4	6.4	5.4	
Available Days <sup>(3)</sup>	2,190.0	2,144.7	2,140.3	2,196.0	1,836.0	
Fleet utilization <sup>(4)</sup>	98.5%	100%	98%	100%	99%	
<b>OTHER FINANCIAL DATA:</b>						
Time Charter Equivalent (in US dollars) <sup>(5)</sup>	\$ 58,535	\$ 57,972	\$ 63,249	\$ 75,997	\$ 77,559	
Adjusted EBITDA <sup>(5)</sup>	\$ 90,357	\$ 96,094	\$ 107,545	\$ 139,531	\$ 113,202	



\* Comparative amounts have been reclassified due to the current presentation of restricted cash following the adoption of ASU No. 2016-18-Statement of Cash Flows-Restricted Cash.

- (1) Voyage expenses include mainly commissions of 1.25% paid to our Manager.
- (2) Represents the number of vessels that constituted our Fleet for the relevant year, as measured by the sum of the number of days each vessel was a part of our Fleet during the period divided by the number of calendar days in the period.
- (3) Available Days are the total number of calendar days that our vessels were in our possession during a period, less the total number of scheduled off-hire days during the period associated with major repairs, or dry-dockings.
- (4) We calculate fleet utilization by dividing the number of our revenue earning days, which are the total number of Available Days of our vessels net of unscheduled off-hire days, during a period, by the number of our Available Days during that period. The shipping industry uses fleet utilization to measure a company's efficiency in finding employment for its vessels and minimizing the amount of days that its vessels are off hire for reasons other than scheduled off-hires for vessel upgrades, dry-dockings or special or intermediate surveys.
- (5) **Non-GAAP Financial Information**

**TCE.** Time charter equivalent rates, or TCE rates, are measures of the average daily revenue performance of a vessel. For time charters, this is calculated by dividing total voyage revenues, less any voyage expenses, by the number of Available Days during that period. Under a time charter, the charterer pays substantially all the vessel voyage related expenses. However, we may or will likely incur voyage related expenses when positioning or repositioning vessels before or after the period of a time charter, during periods of commercial waiting time or while off-hire during dry-docking or due to other unforeseen circumstances. The TCE rate is not a measure of financial performance under U.S. GAAP (non-GAAP measure), and should not be considered as an alternative to voyage revenues, the most directly comparable GAAP measure, or any other measure of financial performance presented in accordance with U.S. GAAP. However, TCE rates are a standard shipping industry performance measure used primarily to compare period-to-period changes in a company's performance and to assist our management in making decisions regarding the deployment and use of our vessels and in evaluating their financial performance. Our calculations of TCE rates may not be comparable to those reported by other companies. The following table reflects the calculation of our TCE revenues for the periods presented, which are expressed in thousands of U.S. dollars) and TCE rates, which are expressed in U.S. dollars and Available Days):

	Year Ended December 31,				
	2019	2018	2017	2016	2015
<i>(In thousands of Dollars, except for TCE rate data)</i>					
Voyage revenues	\$ 130,901	\$ 127,135	\$ 138,990	\$ 169,851	\$ 145,202
Voyage expenses	\$ (2,709)	\$ (2,802)	\$ (3,619)	\$ (2,961)	\$ (2,804)
<b>Time charter equivalent revenues</b>	<b>\$ 128,192</b>	<b>\$ 124,333</b>	<b>\$ 135,371</b>	<b>\$ 166,890</b>	<b>\$ 142,398</b>
Total Available Days	2,190.0	2,144.7	2,140.3	2,196.0	1,836.0
<b>Time charter equivalent (TCE) rate</b>	<b>\$ 58,535</b>	<b>\$ 57,972</b>	<b>\$ 63,249</b>	<b>\$ 75,997</b>	<b>\$ 77,559</b>

**ADJUSTED EBITDA.** We define Adjusted EBITDA as earnings before interest and finance costs, net of interest income, gains/losses on derivative financial instruments (if any), taxes (when incurred), depreciation and amortization, class survey costs and significant non-recurring items. Adjusted EBITDA is used as a supplemental financial measure by management and external users of financial statements, such as investors, to assess our operating performance. We believe that Adjusted EBITDA assists our management and investors by providing useful information that increases the comparability of our operating performance from period to period and against the operating performance of other companies in our industry that provide Adjusted EBITDA information. This increased comparability is achieved by excluding the potentially disparate effects between periods or companies of interest, other financial items, depreciation and amortization and taxes, which items are affected by various and possibly changing financing methods, capital structure and historical cost basis and which items may significantly affect net income between periods. We believe that including Adjusted EBITDA as a measure of operating performance benefits investors in (a) selecting between investing in us and other investment alternatives, (b) monitoring our ongoing financial and operational strength, and (c) in assessing whether to continue to hold common units.

Adjusted EBITDA is not a measure of financial performance under U.S. GAAP, does not represent and should not be considered as an alternative to net income, operating income, cash flow from operating activities or any other measure of financial performance presented in accordance with U.S. GAAP. Adjusted EBITDA excludes some, but not all, items that affect net income and these measures may vary among other companies. Therefore, Adjusted EBITDA as presented below may not be comparable to similarly titled measures of other companies. The following table reconciles Adjusted EBITDA to net income, the most directly comparable U.S. GAAP financial measure, for the periods presented:

## Reconciliation of Net Income to Adjusted EBITDA

(In thousands of U.S. dollars)

### Reconciliation to Net Income

Net Income	\$	3,613	\$	3,613	\$	17,339	\$	66,854	\$	60,050
Net interest and finance costs <sup>(1)</sup>		56,260		49,439		46,078		34,991		27,939
Depreciation		30,680		30,330		30,319		30,395		24,387
Class survey costs		-		7,422		6,193		81		-
Amortization of fair value of acquired time charter		-		5,267		7,247		7,268		218
Amortization of deferred revenue		(377)		(45)		369		(58)		608
Amortization of deferred charges		181		68		-		-		-
Adjusted EBITDA	\$	90,357	\$	96,094	\$	107,545	\$	139,531	\$	113,202

(1) Includes interest and finance costs, net of interest income, and (gain)/ loss on derivative instruments, if any.

## B. CAPITALIZATION AND INDEBTEDNESS

Not applicable.

## C. REASONS FOR THE OFFER AND USE OF PROCEEDS

Not applicable.

## D. RISK FACTORS

The following risks relate principally to the industry in which we operate and to our business in general. Other risks relate principally to the securities market and ownership of our securities, including our common units, our 9.00% Series A Cumulative Redeemable Preferred Units or our Series A Preferred Units and our 8.75% Series B Fixed to Floating Rate Cumulative Redeemable Perpetual Preferred Units or our Series B Preferred Units. For a description of the changes to our general strategy, including the restriction on distributions to our common unitholders under the terms and subject to the conditions of the \$675 Million Credit Facility, please see "Item 4. Information on the Partnership—B. Business Overview" and "Item 5. Operating and Financial Review and Prospects—B. Liquidity and Capital Resources—\$675 Million Credit Facility." The occurrence of any of the events described in this section could materially and adversely affect our business, financial condition, operating results or cash available for distribution on our units and the trading price of our securities.

### Risks Relating to our Partnership

**Our Fleet consists of only six LNG carriers. Any limitation in the availability or operation of these vessels could have a material adverse effect on our business, results of operations and financial condition and could significantly reduce or eliminate our ability to pay distributions on our outstanding units, including our preferred units.**

Our Fleet consists of only six LNG carriers. If any of our vessels is unable to generate revenues as a result of off-hire time, early termination of the time charter in effect or failure to secure new charters at charter hire rates as favorable as our average historical rates or at all, our future liquidity, cash flows, results of operations, and ability to make quarterly and other distributions to the holders of our outstanding units, including the preferred units, could be materially adversely affected.

**Our ability to grow may be adversely affected by our cash distribution policy.**

Our cash distribution policy is consistent with the terms of our Partnership Agreement, which requires that we distribute all of our available cash quarterly. There is no guarantee that unitholders will receive quarterly distributions from us as our cash distribution policy is subject to certain restrictions and may be changed or eliminated at any time. In particular, under the terms of the \$675 Million Credit Facility (as defined below), the Partnership is restricted from paying distributions to its common unitholders while borrowings are outstanding under the \$675 Million Credit Facility.

Our business strategy currently is to focus our capital allocation on debt repayment, prioritizing balance sheet strength, in order to reposition ourselves for potential future growth if our cost of capital allows us to access debt and equity capital on acceptable terms. As such, our growth may not be as fast as businesses that reinvest their available cash to expand ongoing operations. Accordingly, our cash distribution policy may significantly impair our ability to meet our financial needs or to grow.

**We currently derive all our revenue and cash flow from a limited number of charterers and the loss of any of these charterers could cause us to suffer losses or otherwise adversely affect our business.**

We have derived, and believe we will continue to derive, all of our revenues from a limited number of charterers, such as Gazprom, Equinor and Yamal. For the year ended December 31, 2019, during which we derived our operating revenues from four charterers, Gazprom accounted for 47%, Yamal accounted for 31%, Equinor accounted for 16% and a major energy company accounted for 6%, of our total revenues. All of the charters for our Fleet have fixed terms but may be terminated early due to certain events, including but not limited to the charterer's failure to make charter payments to us because of financial inability, disagreements with us or otherwise. The ability of each of our counterparties to perform its respective obligations under a charter with us will depend on a number of factors that are beyond our control and may include, among other things, general economic conditions, the condition of the LNG shipping industry, prevailing prices for natural gas, COVID-19 and similar epidemics and pandemic and the overall financial condition of the counterparty. Should a counterparty fail to honor its obligations under an agreement with us, we may be unable to realize revenue under that charter and may sustain losses, which may have a material adverse effect on our business, financial condition, cash flows, results of operations and ability to pay any distributions, including reduced distributions, to our unitholders.

In addition, a charterer may exercise its right to terminate its charter if, among other things:

- the vessel suffers a total loss or is damaged beyond repair;
- we default on our obligations under the charter, including prolonged periods of vessel off-hire;
- war or hostilities significantly disrupt the free trade of the vessel;
- the vessel is requisitioned by any governmental authority; or
- a prolonged force majeure event occurs, such as war, political unrest or a pandemic which prevents the chartering of the vessel, in each such event in accordance with the terms and conditions of the respective charter.

In addition, the charter payments we receive may be reduced if the vessel does not perform according to certain contractual specifications. For example, charter hire may be reduced if the average vessel speed falls below the speed we have guaranteed or if the amount of fuel consumed to power the vessel exceeds the guaranteed amount.

Furthermore, in depressed market conditions, our charterers may no longer need a vessel that is then under charter or may be able to obtain a comparable vessel at lower rates. As a result, charterers may seek to renegotiate the terms of their existing charter agreements or avoid their obligations under those contracts. If our charterers fail to meet their obligations to us or attempt to renegotiate our charter agreements, it may be difficult to secure substitute employment for such vessel, and any new charter arrangements we secure may be at lower rates.

If any of our charters are terminated, we may be unable to re-deploy the related vessel on terms as favorable to us as our current charters, or at all. If we are unable to re-deploy a vessel for which the charter has been terminated, we will not receive any revenues from that vessel, and we may be required to pay ongoing expenses necessary to maintain the vessel in proper operating condition. Any of these factors may decrease our revenue and cash flows. Further, the loss of any of our charterers, charters or vessels, or a decline in charter hire under any of our charters, could have a material adverse effect on our business, results of operations, financial condition and ability to make distributions to our unitholders.

Dry-dockings of our vessels require significant expenditures and result in loss of revenue as our vessels are off-hire during the dry-docking period. Any significant increase in either the number of off-hire days or in the costs of any repairs or investments carried out during the dry-docking period could have a material adverse effect on our profitability and our cash flows. Given the potential for unforeseen issues arising during dry-docking, we may not be able to predict accurately the time required to dry-dock any of our vessels. If one or more of our vessels is dry-docked longer than expected or if the cost of repairs is greater than we had budgeted, there may be a material adverse effect on our results of operations and our cash flows, including any cash available for distribution to unitholders. We expect that the next scheduled dry-dockings for all our vessels will be longer and more costly than normal as a result of the need to install ballast water treatment systems ("BWTS") on each vessel in order to comply with regulatory requirements.

Due to the small size of our Fleet, any delay in the completion time of the dry-dockings or overrun of costs caused by additional days of work could have a material adverse effect on our business, results of operations and financial condition and could significantly reduce or eliminate our ability to pay any distributions on either or both of our common or preferred units.

None of our vessels are scheduled to be dry-docked in 2020.

**Our ability to raise capital to repay or refinance our debt obligations or to fund our maintenance or growth capital expenditures will depend on certain financial, business and other factors, many of which are beyond our control. The value of our common units may make it difficult or impossible for us to access the equity or equity-linked capital markets. To the extent that we are unable to finance these obligations and expenditures with cash from operations or incremental bank loans or by issuing debt or equity securities, our ability to make cash distributions may be diminished, or our financial leverage may increase, or our unitholders may be diluted. Our business may be adversely affected if we need to access sources of funding which are more expensive and/or more restrictive.**

To fund our existing and future debt obligations and capital expenditures and any future growth, we may be required to use cash from operations, incur borrowings, and/or seek to access other financing sources including the capital markets. Our access to potential funding sources and our future financial and operating performance will be affected by prevailing economic conditions and financial, business, regulatory and other factors, many of which are beyond our control. If we are unable to access the capital markets or raise additional bank financing or generate sufficient cash flow to meet our debt, capital expenditure and other business requirements, we may be forced to take actions such as:

- restructuring our debt;
- seeking additional debt or equity capital;
- selling assets;
- reducing distributions relating to our preferred units;
- reducing, delaying or cancelling our business activities, acquisitions, investments or capital expenditures; or
- seeking bankruptcy protection.

Such measures might not be successful, available on acceptable terms or enable us to meet our debt, capital expenditure and other obligations. Some of these measures may adversely affect our business and reputation. In addition, our financing agreements may restrict our ability to implement some of these measures. Use of cash from operations and possible future sale of certain assets will reduce cash available for distribution to unitholders. Our ability to obtain bank financing or to access the capital markets may be limited by our financial condition at the time of any such financing or offering as well as by adverse market conditions. The value of our common units may not enable us able to access the equity or equity-linked capital markets. Even if we are successful in obtaining the necessary funds, the terms of such future financings could limit our ability to pay cash distributions to our unitholders or operate our business as currently conducted. In addition, incurring additional debt may significantly increase our interest expense and financial leverage, and issuing additional equity securities may result in significant unitholder dilution and would increase the aggregate amount of cash required to maintain our quarterly distributions, which we currently only make to our preferred unitholders.

**The novel coronavirus (COVID-19) pandemic is dynamic and expanding. The continuation of this outbreak likely will have, and the emergence of other epidemic or pandemic crises could have, material adverse effects on our business, results of operations, or financial condition.**

The novel coronavirus pandemic is dynamic and expanding, and its ultimate scope, duration and effects are uncertain. We expect that this pandemic, and any future epidemic or pandemic crises, could result in direct and indirect adverse effects on our industry and customers, which in turn may impact our business, results of operations and financial condition. Effects of the current pandemic include, or may include, among others:

- deterioration of worldwide, regional or national economic conditions and activity, which could further reduce or prolong the recent significant declines in energy prices, or adversely affect global demand for LNG, demand for our services, and charter and spot rates;

- disruptions to our operations as a result of the potential health impact on our employees and crew, and on the workforces of our customers and business partners;
- disruptions to our business from, or additional costs related to, new regulations, directives or practices implemented in response to the pandemic, such as travel restrictions (including for any of our onshore personnel or any of our crew members to timely embark or disembark from our vessels), increased inspection regimes, hygiene measures (such as quarantining and physical distancing) or increased implementation of remote working arrangements;
- potential shortages or a lack of access to required spare parts for our vessels, or potential delays in any repairs to, or scheduled or unscheduled maintenance or modifications or dry docking of, our vessels, as a result of a lack of berths available by shipyards from a shortage in labor or due to other business disruptions;
- potential delays in vessel inspections and related certifications by class societies, customers or government agencies;
- potential reduced cash flows and financial condition, including potential liquidity constraints;
- reduced access to capital, including the ability to refinance any existing obligations, as a result of any credit tightening generally or due to continued declines in global financial markets, including to the prices of publicly-traded securities of us, our peers and of listed companies generally;
- a reduced ability to opportunistically sell any of our LNG vessels on the second-hand market, either as a result of a lack of buyers or a general decline in the value of second-hand vessels;
- a decline in the market value of our vessels, which may cause us to (a) incur impairment charges or (b) breach certain covenants under our financing agreements;
- disruptions, delays or cancellations in the construction of new LNG projects (including production, liquefaction, regasification, storage and distribution facilities), which could limit or adversely affect our ability to pursue future growth opportunities; and
- potential deterioration in the financial condition and prospects of our customers or joint venture partners, or attempts by customers or third parties to invoke force majeure contractual clauses as a result of delays or other disruptions.

Although disruption and effects from the novel coronavirus pandemic may be temporary, given the dynamic nature of these circumstances and the worldwide nature of our business and operations, the duration of any business disruption and the related financial impact to us cannot be reasonably estimated at this time, but could materially affect our business, results of operations and financial condition.

**The waiver of or failure to consummate or integrate acquisitions that we undertake in a timely and cost-effective manner, or at all, could have an adverse effect on our business, our plans for growth and our financial condition and results of operations.**

Acquisitions that expand our Fleet have been an important component of our business strategy. Pursuant to the Omnibus Agreement, we have the option, but not the obligation, to purchase from our Sponsor the Optional Vessels, which consist of the 49% equity interests of entities that own the vessels *Georgiy Brusilov*, which was delivered in the fourth quarter of 2018 to its multi-year charter, the *Boris Davydov* and the *Nikolay Zubov*, which were delivered in the first quarter of 2019 to their multi-year charters, and have entered into debt and other agreements. We continue to have the right but not the obligation to purchase the Optional Vessels for 24 months following the delivery of such vessels to their respective charterers. We may also mutually agree with our Sponsor, with the approval of our Conflicts Committee to extend, or further extend, as applicable each purchase option exercise period. However, there is no assurance that our Sponsor will grant an extension requested by us.

Our growth strategy going forward dependent on, among other things, on a continuing relationship with our Sponsor and other factors related to that relationship, some of which are beyond our control including our ability to (i) maintain a drop-down pipeline of existing or newbuild vessels from our Sponsor, (ii) obtain the required consents from lenders and charterers for the acquisition of vessels from our Sponsor, and (iii) finance our business through equity and debt capital markets transactions at terms that are favorable to us, which is highly dependent on favorable market conditions.

Furthermore, we are not obligated to purchase any of the Optional Vessels at the applicable determined price, and, accordingly, we may not complete the purchase of any of such vessels. Moreover, if we are able to agree on a price with our Sponsor, there are no assurances that we will be able to obtain adequate financing on terms that are acceptable to us or that the financing assumed will on favorable terms to us. In light of recent master limited partnership ("MLP") market volatility and the fall in the value of our common units and preferred units, it may be more difficult for us to complete an accretive acquisition.

We believe that other acquisition opportunities with our Sponsor, parties that are related to our Sponsor and third-parties may arise from time to time, and any such acquisition could be significant. Any acquisition of a vessel or business may not be profitable at or after the time of such acquisition and may be cash flow negative or may not generate sufficient cash flow to justify the investment. In addition, our acquisition growth strategy exposes us to risks that may harm or have a material adverse effect on our business, financial condition, results of operations and ability to make cash distributions (reduced or at all) to our unitholders, including risks that we may:

- fail to realize anticipated benefits, such as new customer relationships, cost-savings or cash flow enhancements;
- be unable to attract, hire, train or retain qualified shore and seafaring personnel to manage and operate our growing business and Fleet;
- decrease our liquidity by using a significant portion of available cash or borrowing capacity to finance acquisitions;
- significantly increase our interest expense or financial leverage if we incur additional debt to finance acquisitions;
- incur or assume unanticipated liabilities, losses or costs associated with the business or vessels acquired; or
- incur other significant charges, such as impairment of goodwill or other intangible assets, asset devaluation or restructuring charges.

Such acquisition and investment opportunities may not result in the consummation of a transaction. In addition, we may not be able to obtain acceptable terms for the required financing for any such acquisition or investment that arises. We cannot predict the effect, if any, that any announcement or consummation of an acquisition would have on the trading price of our common units or preferred units.

Our future acquisitions could present a number of anticipated as well as unanticipated risks, including the risk of incorrect assumptions regarding the future results of acquired vessels or businesses or expected cost reductions or other synergies expected to be realized as a result of acquiring vessels or businesses, the risk of failing to successfully and timely integrate the operations or management of any acquired vessels or businesses and the risk of diverting management's attention from existing operations or other priorities. We may also be subject to additional costs and expenses related to compliance with various international or domestic laws in connection with such acquisition. If we fail to consummate and integrate our acquisitions, including the acquisitions of the Optional Vessels from our Sponsor, in a timely and cost-effective manner, or at all, our business, plans for future growth, financial condition, results of operations and cash available for distribution could be materially and adversely affected.

**We may be subject to certain risks if we acquire the Optional Vessels from our Sponsor.**

If we acquire any or all of the Optional Vessels from our Sponsor pursuant to the terms and subject to the conditions of the Omnibus Agreement, it is expected that we will own such vessels jointly with Sinotrans Shipping LNG Limited, or Sinotrans, and China LNG Shipping (Holdings) Limited, or China LNG Shipping, and we will become party to the shareholders' agreement which governs this joint venture relationship. Since our Sponsor owns only a 49% interest in the entities that own the vessels that comprise the Optional Vessels, we will not own a majority of the ownership interests in such entities and, as such, we may not be able to exercise control over such entities or the Optional Vessels. In addition, while we expect that the vessel owning entities will distribute all of their available cash to us and their other holders, we cannot guarantee whether such entities will do so, if at all.

Furthermore, all of the vessels that comprise the Optional Vessels are employed by Yamal in the Yamal LNG Project. Accordingly, such vessels have highly specialized technical specifications to meet the requirements for the Yamal LNG Project and will have limited redeployment prospects to operate as conventional trading LNG carriers if the Yamal charters are terminated for any reason outside our control. To the extent these vessels are no longer employed under the Yamal LNG Project, we may lose our option to purchase our Sponsor's ownership interest in these vessels under the Omnibus Agreement, and further, if such contracts are terminated after we have acquired such ownership interest, we may be unable to re-charter or sell these vessels without making significant capital expenditures to reformat these vessels for trading in other markets, if possible. The occurrence of any of these events could have a material adverse effect on our business, financial condition, results of operations and cash flows, and ability distribute cash to our unitholders.

**Our Sponsor and the joint venture entities that own the Optional Vessels (the "Joint Venture Entities") may be unable to service their debt requirements and comply with the provisions contained in the credit agreements secured by the vessels that comprise the Optional Vessels. If our Sponsor and Joint Venture Entities fail to perform their obligations under these debt agreements or any other agreement relating to the Optional Vessels, our business and plans for growth through the acquisition of Optional Vessels may be materially affected.**

Our Sponsor and the Joint Venture Entities may be unable to fulfill their obligations under the debt and other agreements that are secured by or relate to the vessels that comprise the Optional Vessels. Failure of our Sponsor and the Joint Venture Entities to perform their obligations under the debt, including paying scheduled installments and complying with certain covenants, may constitute an event of default under these secured loan agreements. If an event of default occurs under these loan agreements, our Sponsor's lenders could accelerate the outstanding loans and declare all amounts borrowed due and payable. In this case, if our Sponsor is unable to obtain a waiver or amendment or does not otherwise have enough cash on hand to repay the outstanding borrowings, its lenders may, among other things, foreclose their liens on the vessels that comprise the Optional Vessels. In the event we agree to acquire an Optional Vessel, if our Sponsor or the Joint Venture Entities fail to perform their obligations under other agreements governing the Optional Vessels, we might not be able to acquire such Optional Vessel. In these cases, we may not be able to exercise our rights under the Omnibus Agreement, which may have a material adverse effect on our business and our plans for growth through the acquisition of Optional Vessels.

In addition, since our Sponsor is a private company and there is little or no publicly available information about it, we or an investor could have little advance warning of potential financial or other problems that might affect our Sponsor that could have a material adverse effect on us.

**We are subject to certain risks with respect to our contractual counterparties, and failure of such counterparties to perform their obligations under such contracts could cause us to sustain significant losses, which could have a material adverse effect on our business, financial condition, results of operations and cash flows.**

We have entered, and may enter in the future, into contracts, charters, newbuilding and conversion contracts with shipyards, debt agreements with financial institutions, our Sponsor and other counterparties, interest rate swaps, foreign currency swaps, equity swaps and other agreements. Such agreements subject us to counterparty risks. The ability of each of our counterparties to perform its obligations under a contract with us will depend on a number of factors that are beyond our control and may include, among other things, general economic conditions, the overall financial condition of the counterparty and work stoppages or other labor disturbances, including as a result of the recent outbreak of COVID-19. Should a counterparty fail to honor its obligations under agreements with us, we could sustain significant losses, which could have a material adverse effect on our business, financial condition, results of operations and cash flows. We currently derive all our revenue and cash flow from a limited number of charterers and the loss of any of these charterers could cause us to suffer losses or otherwise adversely affect our business."

**We may not have sufficient cash from operations following the establishment of cash reserves and payment of fees and expenses to enable us to pay distributions on our outstanding units.**

Our Board of Directors makes determinations regarding the payment of distributions in its sole discretion and in accordance with our Partnership Agreement and applicable law, and there is no guarantee that we will make or continue to make distributions to our unitholders in the same amount that we have in prior quarters or at all in the future. In addition, the markets in which we operate our vessels are volatile and we cannot predict with certainty the amount of cash, if any, that will be available for distribution in any period and thus, we may pay distributions in a lower amount or not at all. The level of future cash distributions to our unitholders, which have been suspended with respect to our common units by the Board of Directors of the Partnership will be subject to, among other factors, including, without limitation, the terms and conditions contained in our existing or future debt agreements, market conditions and the cash we generate from operations. Pursuant to the terms of the \$675 Million Credit Facility, the Partnership is prohibited from paying distributions on its common units. In the event of a default under the \$675 Million Credit Facility, the Partnership is prohibited from paying distributions to its preferred unitholders.

As noted above, the amount of cash we can distribute on our common and preferred units depends in part on the amount of cash we generate from our operations, which may fluctuate from quarter to quarter based on the risks described in this section, including, among other things:

- the rates we obtain from our charters;
- the level of our operating costs, such as the cost of crews and insurance;

- the continued availability of natural gas production;
- demand for LNG;
- supply of LNG carriers;
- prevailing global and regional economic and political conditions, including the recent worldwide economic downturn caused by the spread of the novel COVID-19 virus;
- currency exchange rate fluctuations; and
- the effect of governmental regulations and maritime self-regulatory organization standards on the conduct of our business.

In addition, the actual amount of cash available for distribution to our unitholders will depend on other factors, including:

- the level of capital expenditures we make, including for maintaining or replacing vessels, building new vessels, acquiring secondhand vessels and complying with regulations;
- the number of unscheduled off-hire days for our Fleet and the timing of, and number of days required for, scheduled dry-docking of our vessels;
- our debt service requirements and restrictions on distributions contained in our debt instruments;
- the level of debt we will incur to fund future acquisitions, including any debt we may incur as a result of acquiring the Optional Vessels that we have the right (but not the obligation) to acquire from our Sponsor, pursuant to the terms and subject to the conditions of the Omnibus Agreement (defined below). See "Item 7. Major Unitholders and Related Party Transactions—B. Related Party Transactions";
- fluctuations in interest rates;
- fluctuations in our working capital needs;
- variable tax rates;
- the expected cost of and our ability to comply with environmental and regulatory requirements, including with respect to emissions of air pollutants and greenhouse gases, as well as future changes in such requirements or other actions taken by regulatory authorities, governmental organizations, classification societies and standards imposed by our charterers applicable to our business;
- our ability to make, and the level of, working capital borrowings;
- the performance of our subsidiaries and their ability to distribute cash to us; and
- the amount of any cash reserves established by our Board of Directors.

The amount of cash we generate from our operations may differ materially from our profit or loss for the period, which will be affected by non-cash items. We may also incur expenses or liabilities or be subject to other circumstances in the future that reduce or eliminate the amount of cash that we have available for distributions. As a result of this and the other factors mentioned above, we may make cash distributions during periods when we record losses and may not make cash distributions during periods when we record earnings.

**Our future operational success depends on our ability to expand relationships with our existing charterers, establish relationships with new charterers and obtain new time charter contracts, for which we will face substantial competition from established companies with significant resources and potential new entrants.**

We have secured an estimated contract backlog of \$1.23 billion for the vessels in our Fleet as of the date of this Annual Report, \$0.17 billion of which is a variable hire element contained in certain time charter contracts with Yamal. The hire rate on these time charter contracts with Yamal is calculated based on two components—a capital cost component and an operating cost component. The capital cost component is a fixed daily amount. The daily amount of the operating cost component, which is intended to pass the operating costs of the vessel to the charterer in their entirety including dry-docking costs, is set annually and adjusted at the end of each year to compensate us for the actual costs we incur in operating the vessel. Dry-docking expenses are budgeted in advance within the year of the dry-dock and are reimbursed by Yamal immediately following a dry-docking. The actual amount of revenues earned in respect of such variable hire rate may therefore differ from the amounts included in the revenue backlog estimate due to the yearly variations in the respective vessels' operating costs. Notwithstanding our current estimated contracted backlog, one of our principal objectives is to enter into additional multi-year time charters upon the expiration or early termination of our existing charter arrangements, and we may also seek to enter into additional multi-year time charter contracts in connection with an expansion of our Fleet. The process of obtaining multi-year charters for LNG carriers is highly competitive and generally involves an intensive screening procedure and competitive bids, which often extends for several months. We believe LNG carrier time charters are awarded based upon a variety of factors relating to the ship and the ship operator, including:



- size, age, technical specifications and condition of the ship;
- efficiency of ship operation and reputation for operation of highly specialized vessels;
- LNG shipping experience and quality of ship operations;
- shipping industry relationships and reputation for customer service;
- technical ability and reputation for operation of highly specialized ships;
- quality and experience of officers and crew;
- safety record;
- the ability to finance ships at competitive rates and financial stability generally;
- relationships with shipyards and the ability to get suitable berths;
- its willingness to assume operational risks;
- construction management experience, including the ability to obtain on-time delivery of new ships according to customer specifications; and
- competitiveness of the bid in terms of overall price.

We expect substantial competition for providing marine transportation services for potential LNG projects from a number of experienced companies, including other independent ship owners as well as state-sponsored entities and major energy companies that own and operate LNG carriers and may compete with independent owners by using their fleets to carry LNG for third-parties. Some of these competitors have significantly greater financial resources and larger fleets than we have. A number of marine transportation companies, including companies with strong reputations and extensive resources and experience, have entered the LNG transportation market in recent years, and there are other ship owners and managers who may also attempt to participate in the LNG market in the future. This increased competition may cause greater price competition for time charters. As a result of these factors, we may be unable to expand our relationships with existing charterers or to obtain new time charter contracts on a profitable basis, if at all, which could have a material adverse effect on our business, financial condition, results of operations and cash flows, including cash available for distributions to our unitholders.

**Any charter termination would likely have a material adverse effect on our business, financial condition, results of operations and cash flows.**

Our vessels are employed with only three different charterers. Our existing and future charterers have and will likely have the right to terminate our current or future charters in certain circumstances, such as loss of the ship or damage to it beyond repair, defaults by us in our obligations under the charter, or off-hire beyond allowances contained in the charter agreement.

A termination right under one vessel's time charter would not automatically give the charterer the right to terminate its other charter contracts with us. However, a charter termination could materially affect our relationship with the customer and our reputation in the LNG shipping industry, and in some circumstances the event giving rise to the termination right could potentially impact multiple charters that we have entered with the same charterer. Accordingly, the existence of any right of termination could have a material adverse effect on our business, financial condition, results of operations and cash flows, including cash available for distribution to our common and preferred unitholders.

**Our future capital needs are uncertain and we may need to raise additional funds in the future.**

Our future funding requirements will depend on many factors, including the cost and timing of vessel acquisitions, the cost of retrofitting or modifying existing ships as a result of technological advances, changes in applicable environmental or other regulations or standards, customer requirements or otherwise. Our ability to obtain bank financing or to access the capital markets for future offerings may be limited by our financial condition at the time of any such financing or offering, as well as by adverse market conditions that are beyond our control.

Obtaining additional funds on acceptable terms may not be possible. If we raise additional funds by issuing equity or equity-linked securities, our unitholders may experience dilution or reduced or no distributions per unit. Debt financing, if available, may involve covenants restricting our operations or our ability to incur additional debt, or to pay distributions consistent with our past practices or otherwise. In addition, we are subject to a number of restrictions in our existing debt agreement, which include, among others, a restriction from paying distributions to our common unitholders while borrowings under the facility are outstanding, and our preferred unitholders, if there is an event of default while the facility remains outstanding. Pursuant to the terms of the \$675 million Credit Facility, it is considered a change of control, which could allow the lenders to declare the facility payable within ten days, if, among other things, (i) Dynagas Holdings Ltd. ceases to own 30% of our total common units outstanding, (ii) any person or persons acting in consent (other than certain permitted holders as defined therein) own a higher percentage of our total common units than in Dynagas LNG Partners LP ("Parent") than our Sponsor and/or have the ability to control, either directly or indirectly, the affairs or composition of the majority of the board of directors or the board of managers of the Parent, (iii) Mr. Georgios Prokopiou ceases to be our Chairman and/or member of our board, or (iv) Dynagas GP LLC ceases to be our general partner. The terms and conditions of our existing debt agreement therefore, if applicable, limit or prevent us from issuing new equity that may reduce our Sponsor's ownership percentage below the required 30%.

We may lack sufficient cash to pay distributions to our unitholders at a reduced level or at all due to our current and future funding requirements, refinancing needs, decreases in net revenues or increases in operating expenses, principal and interest payments on outstanding debt, tax expenses, working capital requirements, maintenance and replacement capital expenditures or anticipated or unanticipated cash needs. Any debt or additional equity financing raised may contain unfavorable terms to us or our unitholders. If we are unable to raise adequate funds, we may have to liquidate some or all of our assets, or delay, reduce the scope of, or eliminate some or all of our fleet expansion plans. Any of these factors could have a material adverse effect on our business, financial condition, results of operations and cash flows, including cash available for distributions to our common and preferred unitholders.

**We are exposed to volatility in the London Interbank Offered Rate, or LIBOR, and if volatility in LIBOR occurs, it could affect our profitability, earnings and cash flow.**

LIBOR is the subject of recent national, international and other regulatory guidance and proposals for reform. These reforms and other pressures may cause LIBOR to be eliminated or to perform differently than in the past. The consequences of these developments cannot be entirely predicted, but could include an increase in the cost of our variable rate indebtedness and obligations. The amounts outstanding under our \$675 Million Credit Facility have been, and amounts under additional credit facilities that we may enter in the future will generally be, advanced at a floating rate based on LIBOR, which has been volatile in prior years, which can affect the amount of interest payable on our debt, and which, in turn, could have an adverse effect on our earnings and cash flow. In addition, in recent years, LIBOR has been at relatively low levels, and may rise in the future as the current low interest rate environment comes to an end. Our financial condition could be materially adversely affected at any time that we have not entered into interest rate hedging arrangements to hedge our exposure to the interest rates applicable to our credit facilities and any other financing arrangements we may enter into in the future. Moreover, even if we enter into interest rate swaps or other derivative instruments for purposes of managing our interest rate exposure, our hedging strategies may not be effective and we may incur substantial losses.

LIBOR has historically been volatile, with the spread between LIBOR and the prime lending rate widening significantly at times. These conditions are the result of the disruptions in the international credit markets. Because the interest rates borne by our outstanding indebtedness fluctuate with changes in LIBOR, if this volatility were to occur, it would affect the amount of interest payable on our debt, which in turn, could have an adverse effect on our profitability, earnings and cash flow.

Furthermore, the calculation of interest in most financing agreements in our industry has been based on published LIBOR rates. On July 27, 2017, the United Kingdom Financial Conduct Authority ("FCA"), which regulates LIBOR, announced that the continuation of LIBOR in its current form is not guaranteed after 2021. Due in part to uncertainty relating to the LIBOR calculation process in recent years, it is likely that LIBOR will be phased out in the future. There is therefore no guarantee the LIBOR reference rate will continue in its current form post 2021. Various alternative reference rates are being considered in the financial community. As a result, lenders have insisted on provisions that entitle the lenders, in their discretion, to replace published LIBOR as the base for the interest calculation with their cost-of-funds rate. If we are required to agree to such a provision in future financing agreements, our lending costs could increase significantly, which would have an adverse effect on our profitability, earnings and cash flow.

In addition, the banks currently reporting information used to set LIBOR will likely stop such reporting after 2021, when their commitment to reporting information ends. The Alternative Reference Rate Committee, a committee convened by the Federal Reserve that includes major market participants, has proposed an alternative rate to replace U.S. Dollar LIBOR: the Secured Overnight Financing Rate, or SOFR. The impact of such a transition from LIBOR to SOFR could be significant for us. The counterparties to our derivative financial instruments have been major financial institutions, which helped us to manage our exposure to nonperformance of our counterparties under our debt agreements. We have not entered into any derivative instruments such as interest rate swaps since our IPO.

In order to manage our exposure to interest rate fluctuations, we may use interest rate derivatives to effectively fix some of our floating rate debt obligations. No assurance can however be given that the use of these derivative instruments, if any, may effectively protect us from adverse interest rate movements. The use of interest rate derivatives may affect our results through mark to market valuation of these derivatives. Also, adverse movements in interest rate derivatives may require us to post cash as collateral, which may impact our free cash position. Interest rate derivatives may also be impacted by the transition from LIBOR to SOFR or other alternative rates. We expect our sensitivity to interest rate changes to increase in the future if we enter into additional debt agreements in connection with our potential acquisition of the Optional Vessels or other vessels from affiliated or unaffiliated third-parties.

We have previously entered into and may selectively in the future enter into derivative contracts to hedge our overall exposure to interest rate risk exposure. Entering into swaps and derivatives transactions is inherently risky and presents various possibilities for incurring significant expenses. The derivatives strategies that we employ in the future may not be successful or effective, and we could, as a result, incur substantial additional interest costs and recognize losses on such arrangements in our financial statements. Such risk may have an adverse effect on our business, financial condition, results of operations and cash flows.

**We are a non-accelerated filer, and we cannot be certain if the reduced disclosure requirements applicable to us will make our common stock less attractive to investors.**

We are currently a "non-accelerated filer", as those terms are defined in the Securities Act. Accordingly, we take advantage of certain exemptions from various reporting requirements that are applicable to other public companies that are not a "non-accelerated filer," in particular, reduced disclosure obligations regarding exemptions from the provisions of Section 404(b) of the Sarbanes-Oxley Act of 2002 requiring that independent registered public accounting firms provide an attestation report on the effectiveness of internal control over financial reporting. Decreased disclosures in our SEC filings due to our status as a "non-accelerated filer" may make it harder for investors to analyze our results of operations and financial prospects.

We cannot predict if investors will find our common stock less attractive if we rely on exemptions applicable to smaller reporting companies and non-accelerated filers. If some investors find our common stock less attractive as a result, there may be a less active trading market for our common stock and our share price may be more volatile.

**The control of our General Partner may be transferred to a third-party without unitholder consent.**

Our General Partner may transfer its General Partner interest to a third-party in a merger or in a sale of all or substantially all of its assets without the consent of the unitholders. In addition, our Partnership Agreement does not prohibit the ability of the members of our General Partner from transferring their respective membership interests in our General Partner to a third-party.

**Our Sponsor and its affiliates may compete with us.**

Pursuant to the Omnibus Agreement with our Sponsor and our General Partner, our Sponsor and its affiliates (other than us, and our subsidiaries) generally have agreed, for the term of the Omnibus Agreement, not to acquire, own, operate or contract for any LNG carriers acquired or placed under contracts with an initial term of four or more years. The Omnibus Agreement, however, contains significant exceptions which include, among other things, the owning and operating of the Optional Vessels that may allow our Sponsor or any of its affiliates to compete with us, which could harm our business. Our Sponsor and its affiliates may compete with us, subject to the restrictions contained in the Omnibus Agreement, and could own and operate LNG carriers under charters of four years or more that may compete with our vessels if we do not acquire such vessels when they are offered to us pursuant to the terms of the Omnibus Agreement. See "Item 7. Major Unitholders and Related Party Transactions—B. Related Party Transactions."

**Mr. Tony Lauritzen, our Chief Executive Officer, Mr. Michael Gregos, our Chief Financial Officer, and certain other officers do not devote all of their time to our business, which may hinder our ability to operate successfully.**

Mr. Tony Lauritzen, our Chief Executive Officer, Mr. Michael Gregos, our Chief Financial Officer, and certain other officers who perform executive officer functions for us, are not required to work full-time on our affairs and are involved in other business activities with our Sponsor and its affiliates, which may result in their spending less time than is appropriate or necessary to manage our business successfully. Based solely on the anticipated relative sizes of our Fleet and the fleet owned by our Sponsor and its affiliates over the next twelve months, we estimate that Mr. Lauritzen, Mr. Gregos, and certain other officers may spend a substantial portion of their monthly business time on our business activities and their remaining time on the business of our Sponsor and its affiliates. However, the actual allocation of time could vary significantly from time to time depending on various circumstances and needs of the businesses, such as the relative levels of strategic activities of the businesses. As a result, there could be material competition for the time and effort of our officers who also provide services to our General Partner's affiliates, which could have a material adverse effect on our business, financial condition, results of operations and cash flows.

**Unitholders have limited voting rights, and our Partnership Agreement restricts the voting rights of our unitholders that own more than 4.9% of our common units.**

Unlike the holders of common stock in a corporation, holders of common units have only limited voting rights on matters affecting our business. On those matters that are submitted to a vote of common unitholders, each record holder of a common unit may vote according to the holder's percentage interest in us of all holders entitled to vote on such matter, although additional limited partners interests having special voting rights could be issued.

Holders of the Series A Preferred Units and Series B Preferred Units generally have no voting rights. However, holders of Series A Preferred Units and Series B Preferred Units have limited voting rights as described under "—Voting Rights."

Except as described below regarding a person or group owning more than 4.9% of any class or series of limited partner interests then outstanding, limited partners on the record date will be entitled to notice of, and to vote at, meetings of our limited partners and to act upon matters for which approvals may be solicited.

We will hold a meeting of the limited partners every year to elect one or more members of our Board of Directors and to vote on any other matters that are properly brought before the meeting. Any action that is required or permitted to be taken by our limited partners, or any applicable class thereof, may be taken either at a meeting of the applicable limited partners or without a meeting if consents in writing describing the action so taken are signed by holders of the number of limited partner interests necessary to authorize or take that action at a meeting. Meetings of our limited partners may be called by our Board of Directors or by limited partners owning at least 20% of the outstanding limited partner interests of the class for which a meeting is proposed. Limited partners may vote either in person or by proxy at meetings. The holders of a majority of the outstanding limited partner interests of the class, classes or series for which a meeting has been called, represented in person or by proxy, will constitute a quorum unless any action by the limited partners requires approval by holders of a greater percentage of the limited partner interests, in which case the quorum will be the greater percentage.

Each record holder of a unit may vote according to the holder's percentage interest in us, although additional limited partner interests having special voting rights could be issued. However, to preserve our ability to be exempt from U.S. federal income tax under Section 883 of the Code, if at any time any person or group, other than our General Partner and its affiliates, or a direct or subsequently approved transferee of our General Partner or its affiliates or a transferee approved by the Board of Directors, acquires, in the aggregate, beneficial ownership of more than 4.9% of any class or series of our limited partner interests then outstanding, that person or group will lose voting rights on all of its limited partner interests of such class or series in excess of 4.9%, except for the Series A Preferred Units and Series B Preferred Units, and such limited partner interests will not be considered to be outstanding when sending notices of a meeting of limited partners, calculating required votes (except for nominating a person for election to our Board of Directors), determining the presence of a quorum, or for other similar purposes. The voting rights of any such limited partner interests in excess of 4.9% will effectively be redistributed pro rata among the other limited partner interests (as applicable) holding less than 4.9% of the voting power of such class or series. Our General Partner, its affiliates and persons who acquired limited partner interests with the prior approval of our Board of Directors will not be subject to this 4.9% limitation except with respect to voting their common units in the election of the elected directors. Units held in nominee or street name account will be voted by the broker or other nominee in accordance with the instruction of the beneficial owner unless the arrangement between the beneficial owner and his nominee provides otherwise.

Any notice, demand, request report, or proxy material required or permitted to be given or made to record holders of common units, Series A Preferred Units or Series B Preferred Units under the Partnership Agreement will be delivered to the record holder by us or by the transfer agent.

**Our Partnership Agreement limits the duties our General Partner and our directors and officers may have to our unitholders and restricts the remedies available to unitholders for actions taken by our General Partner or our directors and officers.**

Our Partnership Agreement provides that our Board of Directors has the authority to oversee and direct our operations, management and policies on an exclusive basis. The Partnership Act states that a member or manager's "duties and liabilities may be expanded or restricted by provisions in the Partnership Agreement." As permitted by the Partnership Act, our Partnership Agreement contains provisions that reduce the standards to which our General Partner and our directors and our officers may otherwise be held by Marshall Islands law. For example, our Partnership Agreement:

- provides that our General Partner may make determinations or take or decline to take actions without regard to our or our unitholders' interests. Our General Partner may consider only the interests and factors that it desires, and it has no duty or obligation to give any consideration to any interest of, or factors affecting us, our affiliates or our unitholders. Decisions made by our General Partner will be made by its sole owner. Specifically, our General Partner may decide to exercise its right to make a determination to receive common units in exchange for resetting the target distribution levels related to the incentive distribution rights, call right, pre-emptive rights or registration rights, consent or withhold consent to any merger or consolidation of the Partnership, appoint certain of our directors or vote for the election of any director, vote or refrain from voting on amendments to our Partnership Agreement that require a vote of the outstanding units, voluntarily withdraw from the Partnership, transfer (to the extent permitted under our Partnership Agreement) or refrain from transferring its units, the general partner interest or incentive distribution rights or vote upon the dissolution of the Partnership;

- provides that our directors and officers are entitled to make other decisions in "good faith," meaning they reasonably believe that the decision is in our best interests;
- generally provides that affiliated transactions and resolutions of conflicts of interest not approved by the conflicts committee of our Board of Directors, or our Conflicts Committee, and not involving a vote of unitholders must be on terms no less favorable to us than those generally being provided to or available from unrelated third-parties or be "fair and reasonable" to us and that, in determining whether a transaction or resolution is "fair and reasonable," our Board of Directors may consider the totality of the relationships between the parties involved, including other transactions that may be particularly advantageous or beneficial to us; and
- provides that neither our General Partner nor our officers or our directors will be liable for monetary damages to us, our members or assignees for any acts or omissions unless there has been a final and non-appealable judgment entered by a court of competent jurisdiction determining that our General Partner, our directors or officers or those other persons engaged in actual fraud or willful misconduct.

In order to become a member of our Partnership, a common unitholder is required to agree to be bound by the provisions in the Partnership Agreement, including the provisions discussed above.

**Fees and cost reimbursements, which our Manager will determine for services provided to us, will be substantial, will be payable regardless of our profitability and will reduce our cash available for distribution to our unitholders.**

Our Manager, which is wholly-owned by Mr. Georgios Prokopiou, is responsible for the commercial and technical management of the vessels in our Fleet pursuant to management agreements, or the Management Agreements. We currently pay our Manager a fee of \$3,075 per day for each vessel for providing our vessel owning subsidiaries with technical, commercial, insurance, accounting, financing, provisions, crewing and bunkering services. In addition, we pay our Manager a commercial management fee equal to 1.25% of the gross charter hire and the ballast bonus, which is the amount paid to the shipowner as compensation for all or part of the cost of positioning the vessel to the port where the vessel will be delivered to the charterer. We incurred an aggregate expense of approximately \$8.2 million in connection with the commercial and technical management of our Fleet for the year ended December 31, 2019.

The management fee increases by 3% annually unless otherwise agreed, between us, with approval of our Conflicts Committee, and our Manager. The management fees payable for the vessels may be further increased if our Manager has incurred material unforeseen costs of providing the management services, by an amount to be agreed between us and our Manager, which amount will be reviewed and approved by our Conflicts Committee.

We have further entered into an executive services agreement, or the Executive Services Agreement, on March 21, 2014, with retroactive effect to the date of the closing of our IPO, with our Manager, pursuant to which our Manager provides us with the services of our executive officers, who report directly to our Board of Directors. Under the Executive Services Agreement, our Manager is entitled to an executive services fee of €538,000 per annum, for the initial five year term, which expired in November 2018 but was automatically renewed for a successive five year term (unless terminated earlier), payable in equal monthly installments. After the expiration of the firm period, the Executive Services Agreement will automatically be renewed for successive five year terms unless terminated earlier. As of December 31, 2019, we incurred approximately \$0.6 million in connection with this agreement.

Pursuant to an administrative services agreement, or the Administrative Services Agreement, that we entered into on December 30, 2014 and with effect from the date of the closing of our IPO, our Manager also provides us with certain administrative and support services (including certain financial, accounting, reporting, secretarial and information technology services) for which we currently pay a monthly fee of \$10,000, plus all related costs and expenses, payable in quarterly installments. As of December 31, 2019, we incurred \$0.1 million in connection with this agreement.

For a description of our Management Agreements, Executive Services Agreement and Administrative Services Agreement, see "Item 7. Major Unitholders and Related Party Transactions—B. Related Party Transactions." The fees and expenses payable pursuant to the Management Agreements, Executive Services Agreement and the Administrative Services Agreement will be payable without regard to our financial condition or results of operations. The payment of such fees could adversely affect our ability to pay cash distributions to our unitholders.

**Our Partnership Agreement contains provisions that may have the effect of discouraging a person or group from attempting to remove our current management or our General Partner and even if public unitholders are dissatisfied, they will be unable to remove our General Partner without our Sponsor's consent, unless our Sponsor's ownership interest in us is decreased; all of which could diminish the trading price of our common units.**

Our Partnership Agreement contains provisions that may have the effect of discouraging a person or group from attempting to remove our current management or our General Partner.

- The unitholders are unable to remove our General Partner without its consent because our General Partner and its affiliates, including our Sponsor, own sufficient units to be able to prevent its removal. The vote of the holders of at least 66 2/3% of all outstanding common units (including common units held by the General Partner and its Affiliates) voting together as a single class is required to remove our General Partner. Our Sponsor currently owns 15,595,000 of our common units, representing approximately 44% of the outstanding common units.
- Our Partnership Agreement contains provisions that limit the removal of members of our Board of Directors. Appointed Directors may be removed (i) without Cause (as defined in the Partnership Agreement) only by the General Partner and (ii) with Cause only by the General Partner, the vote of the holders of a majority of the outstanding units at a properly called meeting of our Limited Partners, or by vote of the majority of the other members of our Board of Directors. Elected Directors may be removed with Cause only by vote of the majority of the other members of our Board of Directors or by a vote of the majority of the outstanding common units at a properly called meeting of our Limited Partners.
- Common unitholders are entitled to elect only three of the five members of our Board of Directors. Our General Partner in its sole discretion appoints the remaining two directors.
- Election of the three directors elected by unitholders is staggered, meaning that the members of only one of three classes of our elected directors are selected each year. In addition, the two directors appointed by our General Partner serve until a successor is duly appointed by the General Partner.
- Our Partnership Agreement contains provisions limiting the ability of unitholders to call meetings of unitholders, to nominate directors and to acquire information about our operations as well as other provisions limiting the unitholders' ability to influence the manner or direction of management.
- Unitholders' voting rights are further restricted by the Partnership Agreement providing that if at any time any person or group, other than our General Partner and its affiliates, or a direct or subsequently approved transferee of our General Partner or its affiliates or a transferee approved by the Board of Directors, acquires, in the aggregate, beneficial ownership of more than 4.9% of any class or series of our limited partner interests then outstanding, that person or group will lose voting rights on all of its limited partner interests of such class or series in excess of 4.9%, except for the Series A Preferred Units and Series B Preferred Units, and such limited partner interests will not be considered to be outstanding when sending notices of a meeting of limited partners, calculating required votes (except for nominating a person for election to our Board of Directors), determining the presence of a quorum, or for other similar purposes. The voting rights of any such limited partner interests in excess of 4.9% will effectively be redistributed pro rata among the other limited partner interests (as applicable) holding less than 4.9% of the voting power of such class or series. Our General Partner, its affiliates and persons who acquired limited partner interests with the prior approval of our Board of Directors will not be subject to this 4.9% limitation except with respect to voting their common units in the election of the elected directors. Units held in nominee or street name account will be voted by the broker or other nominee in accordance with the instruction of the beneficial owner unless the arrangement between the beneficial owner and his nominee provides otherwise.
- There are no restrictions in our Partnership Agreement on our ability to issue additional equity securities.

The effect of these provisions may be to diminish the price at which the common units will trade.

**You may not have limited liability if a court finds that unitholder action constitutes control of our business.**

As a limited partner in a partnership organized under the laws of the Marshall Islands, you could be held liable for our obligations to the same extent as a General Partner if you participate in the "control" of our business. Our General Partner generally has unlimited liability for the obligations of the Partnership, such as its debts and environmental liabilities, except for those contractual obligations of the Partnership that are expressly made without recourse to our General Partner, including as set forth in the Partnership Agreement. In addition, the limitations on the liability of holders of limited partner interests for the obligations of a limited partnership have not been clearly established in some jurisdictions in which we do business.

**We can borrow money to pay distributions, which would reduce the amount of credit available to be used in connection with the operation of our business.**

Our Partnership Agreement allows us to make working capital borrowings to pay distributions. Accordingly, if we have available borrowing capacity and we are permitted to make distributions under our debt and other agreements, we can make distributions on all our units even though cash generated by our operations may not be sufficient to pay such distributions. Any working capital borrowings by us to make distributions will reduce the amount of working capital borrowings we can make for operating our business. For more information, see "Item 5. Operating and Financial Review and Prospects."

**We are dependent on our affiliated Manager for the management of our Fleet and for the provision of executive management and financial support services.**

We subcontract the commercial and technical management of our Fleet, including crewing, maintenance and repair pursuant to the Management Agreements, with our affiliated Manager for the commercial and technical management of our Fleet. The loss of our Manager's services or its failure to perform its obligations to us could materially and adversely affect the results of our operations. In addition, our Manager provides us with significant management, administrative, executive, financial and other support services.

In addition, our ability to enter into new charters and expand our customer relationships depends largely on our ability to leverage our relationship with our Manager and its reputation and relationships in the shipping industry. If our Manager suffers material damage to its reputation or relationships, it may harm our ability to:

- renew existing charters upon their expiration;
- obtain new charters;
- successfully interact with shipyards;
- obtain financing on commercially acceptable terms;
- maintain access to capital under the Sponsor credit facility; or
- maintain satisfactory relationships with suppliers and other third-parties.

Our business will be harmed if our Manager fails to perform these services satisfactorily, if they cancel their agreements with us or if they stop providing these services to us. Our operational success and ability to execute our growth strategy will depend significantly upon the satisfactory performance of these services by our Manager and the reputation of our Manager.

**Our current time charters and certain of our debt agreements prevent us from changing our Manager.**

Our ability to change the Manager of the vessels in our Fleet to another affiliated or third-party manager, is prohibited, without prior written consent, by provisions in our current time charters, the terms of our \$675 Million Credit Facility and the Manager's Undertaking delivered by the Manager in connection with the \$675 Million Credit Facility. In addition, we cannot assure you that future debt agreements or time charter contracts with our existing or new lenders or charterers, respectively, will not contain similar provisions.

**Since our Manager is a privately held company and there is little or no publicly available information about it, an investor could have little advance warning of potential financial and other problems that might affect our Manager that could have a material adverse effect on us.**

The ability of our Manager to continue providing services for our benefit will depend in part on its own financial strength. Circumstances beyond our control could impair our Manager's financial strength, and because it is privately held, it is unlikely that information about its financial strength would become public unless our Manager began to default on its obligations. As a result, an investor in our units might have little advance warning of problems affecting our Manager, even though these problems could have a material adverse effect on us.

**Our Manager may be unable to attract, provide and retain key management personnel, which may negatively impact the effectiveness of our management and our results of operation.**

Our success depends to a significant extent upon the abilities and the efforts of our executive officers, whose services are provided to us by our Manager pursuant to an Executive Services Agreement. While we believe that we have an experienced management team, the loss or unavailability of one or more of our senior executives for any extended period of time could have an adverse effect on our business and results of operations.

**A shortage of qualified officers and crew could have an adverse effect on our business and financial condition.**

LNG carriers require a technically skilled officer staff with specialized training. As the world LNG carrier fleet continues to grow, the demand for technically skilled officers and crew has been increasing. If we or our third-party vessel Manager is unable to employ technically skilled staff and crew, we will not be able to adequately staff our vessels. A material decrease in the supply of technically skilled officers or an inability of our Manager to attract and retain such qualified officers could impair our ability to operate, or increase the cost of crewing our vessels, which would materially adversely affect our business, financial condition and results of operations and significantly reduce our ability to pay quarterly distributions to our common and preferred unitholders.

**We are a holding company, and our ability to make cash distributions to our unitholders will be limited by the value of investments we currently hold and by the distribution of funds from our subsidiaries.**

We are a holding company whose assets mainly consist of equity interests in our subsidiaries. As a result, our ability to make cash distributions to our unitholders will depend on the performance of our operating subsidiaries. If we are not able to receive sufficient funds from our subsidiaries, we will not be able to pay distributions unless we obtain funds from other sources. We may not be able to obtain the necessary funds from other sources on terms acceptable to us.

**Due to our lack of diversification, adverse developments in our LNG shipping business could reduce our ability to make distributions to our unitholders.**

We rely exclusively on the cash flow generated from our LNG carriers. Due to our lack of diversification, an adverse development in the LNG shipping industry could have a significantly greater impact on our financial condition and results of operations than if we maintained more diverse assets or lines of businesses.

**We may experience operational problems with vessels that reduce revenue and increase costs.**

LNG carriers are complex and their operation is technically challenging. Marine transportation operations are subject to mechanical risks and problems, including, among others, business interruptions caused by mechanical failure, human error, war, terrorism, disease (such as the recent outbreak of COVID-19) and quarantine, or political action in various countries. Operational problems may lead to loss of revenue or higher than anticipated operating expenses or require additional capital expenditures. Any of these results could harm our business, financial condition, results of operations and ability to make cash distributions to our unitholders.

**Actions taken by our Board of Directors may have a material adverse effect on the amount of cash available for distribution to unitholders.**

The amount of cash that is available for distribution to unitholders is affected by decisions of our Board of Directors regarding such matters as:

- the amount and timing of asset purchases and sales;
- cash expenditures;
- borrowings;
- estimates of maintenance and replacement capital expenditures;
- the issuance of additional units; and
- the creation, reduction or increase of reserves in any quarter.

In addition, borrowings by us and our affiliates do not constitute a breach of any duty owed by our General Partner or our directors to our unitholders, including borrowings that have the purpose or effect of enabling our General Partner or its affiliates to receive distributions or incentive distribution rights.

Our Partnership Agreement provides that we and our subsidiaries may borrow funds from our General Partner and its affiliates. However, our General Partner and its affiliates may not borrow funds from us or our subsidiaries. We are currently unable to pay distributions to our common unit holders due to restrictions in our \$675 Million Credit Facility.



## Risks Relating to Our Industry

### **Our future growth and performance depends on continued growth in LNG production and demand for LNG and LNG shipping.**

A complete LNG project includes production, liquefaction, storage, regasification and distribution facilities, in addition to the marine transportation of LNG. Increased infrastructure investment has led to an expansion of LNG production capacity in recent years, but material delays in the construction of new liquefaction facilities could constrain the amount of LNG available for shipping, reducing vessel utilization. While global LNG demand has continued to rise, it has risen at a slower pace than previously predicted and the rate of its growth has fluctuated due to several factors, including the current global economic crisis and continued economic uncertainty, fluctuations in the price of natural gas and other sources of energy, the continued acceleration in natural gas production from unconventional sources in regions such as North America and the highly complex and capital intensive nature of new or expanded LNG projects, including liquefaction projects. Continued growth in LNG production and demand for LNG and LNG shipping could be negatively affected by a number of factors, including, without limitation:

- increases in interest rates or other events that may affect the availability of sufficient financing for LNG projects on commercially reasonable terms;
- increases in the cost of natural gas derived from LNG relative to the cost of natural gas generally;
- increases in the production levels of low-cost natural gas in domestic natural gas consuming markets, which could further depress prices for natural gas in those markets and make LNG uneconomical;
- increases in the production of natural gas in areas linked by pipelines to consuming areas, the extension of existing, or the development of new pipeline systems in markets we may serve, or the conversion of existing non-natural gas pipelines to natural gas pipelines in those markets;
- decreases in the consumption of natural gas due to increases in its price, decreases in the price of alternative energy sources or other factors making consumption of natural gas less attractive;
- any significant explosion, spill or other incident involving an LNG facility or carrier;
- infrastructure constraints, including but not limited to, delays in the construction of liquefaction facilities, the inability of project owners or operators to obtain governmental approvals to construct or operate LNG facilities, as well as community or political action group resistance to new LNG infrastructure due to concerns about the environment, safety and terrorism;
- labor or political unrest or military conflicts affecting existing or proposed areas of LNG production or regasification;
- concerns regarding the spread of disease, for example, the COVID-19 virus, safety and terrorism;
- decreases in the price of LNG, which might decrease the expected returns relating to investments in LNG projects;
- new taxes or regulations affecting LNG production or liquefaction that make LNG production less attractive; or
- negative global or regional economic or political conditions, including the recent worldwide economic downturn caused by the spread of the novel COVID-19 virus, particularly in LNG consuming regions, which could reduce energy consumption or its growth.

Reduced demand for LNG and LNG shipping or any reduction or limitation in LNG production capacity, could have a material adverse effect on our ability to secure future multi-year time charters upon expiration or early termination of our current charter arrangements, or for any new ships we acquire, which could harm our business, financial condition, results of operations and cash flows, including cash available for distribution to our unitholders.

### **Fluctuations in overall LNG demand growth could adversely affect our ability to secure future time charters.**

According to Drewry Shipping Consultants Ltd., or Drewry, LNG trade has started to increase during 2016 and 2019. While India and China were main drivers of LNG trade during 2016-18, Europe played a dominant role in 2019. China's LNG import growth rate declined 14.8% year over year to 61.9 million tons in 2019. Previously, China's LNG import grew 46.1% year over year in 2017 and 41.1% in 2018. In 2019, France's LNG imports more than doubled to 16 million tons, compared to 2018. Spain's LNG imports grew 61.0% year over year in 2019 to 16.1 million tons. In 2019, LNG trade grew by 11.5% year over year to 349 million tons. However, demand from the key Asian importers, Japan and South Korea declined in 2019 as a change in priorities has marked a shift back to nuclear energy and increased focus on renewables. In the first quarter of 2020, the coronavirus (COVID-19) outbreak had an adverse impact on LNG trade and LNG spot prices. Fluctuating demand along with economic uncertainty could hurt our ability to secure future-term charters.

**A continuation of the recent low prices in natural gas and volatile oil prices may adversely affect our growth prospects and results of operations.**

Natural gas prices are volatile and have recently reached their lowest levels since 2009 in certain geographic areas. Natural gas prices are affected by numerous factors beyond our control, including but not limited to the following:

- price and availability of crude oil and petroleum products;
- worldwide and regional supply of, demand for and price of natural gas;
- the costs of exploration, development, production, transportation and distribution of natural gas;
- expectations regarding future energy prices for both natural gas and other sources of energy, including renewable energy sources;
- the level of worldwide LNG production and exports;
- government laws and regulations, including but not limited to environmental protection laws and regulations;
- local and international political, economic and weather conditions, such as the recent worldwide economic downturn caused by the spread of the novel COVID-19 virus;
- political and military conflicts; and
- the availability and cost of alternative energy sources, including alternate sources of natural gas in gas importing and consuming countries as well as alternate sources of primary energy such as renewables.

Given the significant global natural gas and crude oil price volatility referenced above, a continuation of current low natural gas prices or oil prices may adversely affect our future business, results of operations and financial condition and our ability to make distributions to preferred unitholders, as a result of, among other things:

- a reduction in exploration for or development of new natural gas reserves or projects, or the delay or cancellation of existing projects as energy companies lower their capital expenditures budgets, which may reduce our growth opportunities;
- low oil prices negatively affecting the market price of natural gas, to the extent that natural gas prices are benchmarked to the price of crude oil, in turn negatively affecting the economics of potential new LNG production projects, which may reduce our growth opportunities;
- high oil prices negatively affecting the competitiveness of natural gas to the extent that natural gas prices are benchmarked to the price of crude oil;
- low gas prices globally and/or weak differentials between prices in the Atlantic Basin and the Pacific Basin leading to reduced inter-basin trading of LNG and reduced demand for LNG shipping;
- lower demand for vessels of the types we own and operate, which may reduce available charter rates and revenue to us upon redeployment of our vessels following expiration or termination of existing contracts or upon the initial chartering of vessels;
- customers potentially seeking to renegotiate or terminate existing vessel contracts, or failing to extend or renew contracts upon expiration;
- the inability or refusal of customers to make charter payments to us due to financial constraints or otherwise; or
- declines in vessel values, which may result in losses to us upon vessel sales or impairment charges against our earnings and could impact our compliance with the covenants in our loan agreements.

**We may have more difficulty entering into multi-year time charters in the future if an active spot LNG shipping market continues to develop.**

One of our principal strategies is to enter into additional LNG carrier long-term time charters. Most shipping requirements for new LNG projects continue to be provided on a multi-year basis, although the level of spot voyages and time charters of less than 24 months in duration has grown in the past few years. If an active spot market continues to develop, we may have increased difficulty entering into multi-year time charters upon expiration or early termination of our current charters or for any vessels that we acquire in the future and, as a result, our cash flow may be less stable. In addition, an active spot LNG market may require us to enter into charters based on changing market prices, as opposed to contracts based on a fixed rate, which could result in a decrease in our cash flow in periods when the market price for shipping LNG is depressed which may lead to insufficient funds to cover our financing and other costs for our vessels.

**Demand for LNG shipping could be significantly affected by volatile natural gas prices and the overall demand for natural gas.**

Gas prices are volatile and are affected by numerous factors beyond our control, including but not limited to, the following:

- worldwide supply and demand for natural gas;
- the cost of exploration, development, production, transportation and distribution of natural gas;
- expectations regarding future energy prices for both natural gas and other sources of energy;
- the level of worldwide LNG production and exports;
- government laws and regulations, including but not limited to environmental protection laws and regulations;
- local and international political, economic and weather conditions, such as the recent worldwide economic downturn caused by the spread of the novel COVID-19 virus;
- political and military conflicts; and
- the availability and cost of alternative energy sources, including alternate sources of natural gas in gas importing and consuming countries.

Seasonality in demand, peak-load demand and other short-term factors such as pipeline gas disruptions and maintenance schedules of utilities affect charters of less than two years and rates. In general, reduced demand for LNG, LNG carriers or LNG shipping would have a material adverse effect on our future growth and could harm our business, results of operations and financial condition.

**Hire rates for LNG carriers may fluctuate substantially. If rates are lower when we are seeking a new charter, our revenues and cash flows may decline.**

Our ability, from time to time, to charter or re-charter any vessel at favorable rates will depend on, among other things, the prevailing economic conditions in the LNG industry. Hire rates for LNG carriers may fluctuate over time as a result of changes in the supply-demand balance relating to current and future vessel capacity. This supply-demand relationship largely depends on a number of factors outside our control. The LNG charter market is connected to world natural gas prices and energy markets, which we cannot predict. A substantial or extended decline in demand for natural gas or LNG, including due to effects caused by the spread of the novel COVID-19 virus, could adversely affect our ability to charter or re-charter our vessels at acceptable rates or to acquire and profitably operate new vessels. Hire rates for newbuildings are correlated with the price of newbuildings. Hire rates, at a time when we may be seeking new charters, may be lower than the hire rates at which our vessels are currently chartered. If hire rates are lower when we are seeking a new charter, our revenues and cash flows, including cash available for distributions to our unitholders, may substantially decline, as we may only be able to enter into new charters at reduced or unprofitable rates or we may have to secure a charter in the spot market, where hire rates are more volatile. Prolonged periods of low charter hire rates or low vessel utilization could also have a material adverse effect on the value of our assets.

**Vessel values may fluctuate substantially and, if these values are lower at a time when we are attempting to dispose of vessels, we may incur a loss.**

Factors that influence vessel values include:

- prevailing economic conditions in the natural gas and energy markets;

- a substantial or extended decline in demand for LNG;
- increases in the supply of vessel capacity;
- the size and age of a vessel; and
- the cost of retrofitting or modifying secondhand vessels, if possible, as a result of technological advances in vessel design or equipment, changes in applicable environmental or other regulations or standards, customer requirements or otherwise.

As our vessels age, the expenses associated with maintaining and operating them are expected to increase, which could have a material adverse effect on our business and operations if we do not maintain sufficient cash reserves for maintenance and replacement capital expenditures. Moreover, the cost of a replacement vessel are likely significant. If a charter terminates, we may be unable to re-deploy the affected vessels at favorable rates and, rather than continue to incur costs to maintain and finance them, we may seek to dispose of them. A sustained decline in charter rates and employment opportunities could adversely affect the market value of our vessels, on which certain of the ratios and financial covenants with which we are required to comply are based. A significant decline in the market value of our vessels could impact our compliance with the covenants in our loan agreements. Our inability to dispose of vessels at a reasonable value could result in a loss on their sale and adversely affect our ability to purchase a replacement vessel. Our inability to dispose of vessels at a reasonable value could also adversely affect our results of operations, financial condition and our ability to pay distributions at all to our unitholders.

**An oversupply of ships or delays or abandonment of planned projects may lead to a reduction in the charter hire rates we are able to obtain when seeking charters in the future.**

According to Drewry, during the period from 2011 to March 2020, the global fleet of LNG carriers grew from 360 to 568 vessels due to the construction and delivery of new LNG carriers and low levels of vessel demolitions. Only 31 LNG carriers, representing 5.5% of the LNG vessels currently in service, have an Ice Class 1A and Ice-class 1A super designation or equivalent rating, according to Drewry.

Although the global newbuilding orderbook dropped sharply in 2008, 2009 and 2010, ordering activity increased in 2011 and 2012 in light of Fukushima nuclear disaster. According to Drewry, a total of 56 LNG carrier newbuilding orders were placed in 2011 and 34 in 2012. In 2013 and 2014 ordering activity remained firm and a total of 100 newbuild orders were placed. New orders declined in 2015 to 32, followed by only 7 new orders placed in 2016. In 2017, 14 new LNG orders were placed, however; in 2018 low newbuilding prices and high charter rates attracted investment in the LNG market and 76 LNG carriers (which includes LNG bunkering and small scale LNG carriers) were ordered during the year. Strong new order momentum continued in 2019 with 61 LNG carriers ordered in 2019. As of March 31, 2020, the newbuilding orderbook consisted of 145 vessels with a combined capacity of 21.3 million cbm, equivalent to 23.3% of the current global LNG carrier fleet capacity, according to Drewry. The delivery of these newbuildings will be spread out between 2020 and 2023.

According to Drewry, as of March 31, 2020, there were 52 LNG carriers in the size range of 149,000-155,000 cbm in the LNG trading fleet, of which 45 have membrane cargo containment system. There are no LNG carriers in the same size segment on orderbook, which have moss spherical containment system.

**Increasing scrutiny and changing expectations from investors, lenders and other market participants with respect to our Environmental, Social and Governance ("ESG") policies may impose additional costs on us or expose us to additional risks.**

Companies across all industries are facing increasing scrutiny relating to their ESG policies. Investor advocacy groups, certain institutional investors, investment funds, lenders and other market participants are increasingly focused on ESG practices and in recent years have placed increasing importance on the implications and social cost of their investments. The increased focus and activism related to ESG and similar matters may hinder access to capital, as investors and lenders may decide to reallocate capital or to not commit capital as a result of their assessment of a company's ESG practices. Companies which do not adapt to or comply with investor, lender or other industry shareholder expectations and standards, which are evolving, or which are perceived to have not responded appropriately to the growing concern for ESG issues, regardless of whether there is a legal requirement to do so, may suffer from reputational damage and the business, financial condition, and/or stock price of such a company could be materially and adversely affected.

We may face increasing pressures from investors, lenders and other market participants, who are increasingly focused on climate change, to prioritize sustainable energy practices, reduce our carbon footprint and promote sustainability. As a result, we may be required to implement more stringent ESG procedures or standards so that our existing and future investors and lenders remain invested in us and make further investments in us, especially given the highly focused and specific trade of crude oil transportation in which we are engaged. If we do not meet these standards, our business and/or our ability to access capital could be harmed.

Additionally, certain investors and lenders may exclude LNG transport companies, such as us, from their investing portfolios altogether due to environmental, social and governance factors. These limitations in both the debt and equity capital markets may affect our ability to grow as our plans for growth may include accessing the equity and debt capital markets. If those markets are unavailable, or if we are unable to access alternative means of financing on acceptable terms, or at all, we may be unable to implement our business strategy, which would have a material adverse effect on our financial condition and results of operations and impair our ability to service our indebtedness. Further, it is likely that we will incur additional costs and require additional resources to monitor, report and comply with wide ranging ESG requirements. The occurrence of any of the foregoing could have a material adverse effect on our business and financial condition.

**Further technological advancements and other innovations affecting LNG carriers could reduce the charter hire rates we are able to obtain when seeking new employment and this could adversely impact the value of our assets and our future financial performance.**

The charter rates, asset value and operational life of an LNG carrier are determined by a number of factors, including but not limited to, the vessel's efficiency, operational flexibility and physical life. Efficiency includes speed and fuel economy. Flexibility includes the ability to enter harbors, utilize related docking facilities and pass through canals and straits. Physical life is related to the original design and construction, the ongoing maintenance and the impact of operational stresses on the asset. If more advanced ship designs are developed in the future and new ships are built that are more efficient, more flexible or have longer physical lives than our Fleet, competition from these more technologically advanced LNG carriers could adversely affect the charter hire rates we will be able to secure when we seek to re-charter our vessels upon expiration or early termination of our current charter arrangements. Such an adverse impact could also reduce the resale value of our vessels and adversely affect our revenues and cash flows, including any cash available for distributions to our unitholders.

**If we cannot meet our charterers' quality and compliance requirements, we may not be able to operate our vessels profitably which could have an adverse effect on our future financial performance.**

Customers, and in particular those in the LNG industry, have a high and increasing focus on quality and compliance standards with their suppliers across the entire value chain, including the shipping and transportation segment. Our continuous compliance with these standards and quality requirements is vital for our operations. Related risks could materialize in multiple ways, including a sudden and unexpected breach in quality and/or compliance concerning one or more vessels, and/or a continuous decrease in the quality concerning one or more LNG carriers occurring over time. Moreover, continuous, modified and increasing requirements and standards from LNG industry constituents may further complicate our ability to meet such requirements and standards. Any noncompliance by the Partnership, either suddenly or over a period of time, on one or more LNG carriers, or an increase or modification in requirements by our charterers above and beyond what we deliver, may have a material adverse effect on our future performance, results of operations, cash flows, financial position and our ability to make distributions to our unitholders.

**Exposure to currency exchange rate fluctuations will result in fluctuations in our cash flows and operating results.**

Historically, our revenue has been generated in U.S. Dollars, but we incur capital, operating and administrative expenses in multiple currencies, including, among others, the Euro. If the U.S. Dollar weakens significantly, we would be required to convert more U.S. Dollars to other currencies to satisfy our obligations, which may cause us to have less or no cash available for distribution to our unitholders. Because we report our operating results in U.S. Dollars, changes in the value of the U.S. Dollar may also result in fluctuations in our reported revenues and earnings. In addition, under U.S. GAAP, all foreign currency-denominated monetary assets and liabilities, such as cash and accounts payable, are revalued and reported based on the prevailing exchange rate at the end of the reporting period. This revaluation may cause us to report significant non-monetary foreign currency exchange gains and losses in certain periods.

**An increase in operating expenses, dry-docking costs, bunker costs and/or other capital expenses could materially and adversely affect our financial performance.**

Our operating expenses and dry-dock capital expenditures depend on a variety of factors including crew costs, provisions, deck and engine stores and spares, lubricating oil, insurance, maintenance and repairs and shipyard costs, many of which are beyond our control and may affect the entire shipping industry. Also, while we do not bear the cost of fuel (bunkers) under our time charters, fuel is a significant expense in our operations when our vessels are, for example, moving to or from dry-dock or when off-hire. The price and supply of fuel are unpredictable and fluctuate based on events and factors outside our control, including geopolitical developments, supply and demand for oil and gas, actions by the Organization of the Petroleum Exporting Countries, or OPEC, and other oil and gas producers, war and unrest in oil-producing countries and regions, political instability, regional production patterns and environmental concerns. These events and factors may increase vessel operating and dry-docking costs further, which could materially and adversely affect our future performance, results of operations, cash flows, financial position and our ability to make distributions to our unitholders.

In addition, capital expenditures and other costs necessary for maintaining a vessel in good operating condition generally increase as the vessel ages. Accordingly, it is likely that the operating costs of our vessels and capital expenditures required will increase in the future, which will have a direct impact on our future performance, results of operations, cash flows, financial position and our ability to make distributions to our unitholders.

**The operation of LNG carriers is inherently risky and an incident involving significant loss of or environmental consequences involving any of our vessels could harm our reputation and business.**

Our vessels and their respective cargoes are at risk of being damaged or lost because of events and factors that include but are not limited to:

- marine disasters;
- piracy;
- environmental accidents and hazards;
- weather;
- mechanical failures;
- grounding, fire, explosions and collisions;
- human error; and
- war, political unrest and terrorism.

An accident involving any of our vessels could result in any of the following:

- death or injury to persons, loss of property or environmental damage;
- delays or failure in the delivery of cargo;
- loss of revenues from or termination of charter contracts;
- governmental fines, penalties or restrictions on conducting business;
- spills, pollution and the liability associated with the same;
- higher insurance rates; and
- damage to our reputation and customer relationships generally.

Any of these events could result in a material adverse effect on our future performance, results of operations, cash flows, financial position and our ability to make distributions to our unitholders. If our vessels suffer damage, they may need to be repaired. The costs of vessel repairs are unpredictable and can be substantial. We may have to pay repair costs that our insurance policies do not cover. The loss of earnings while these vessels are being repaired, as well as the actual cost of these repairs, would decrease or materially and adversely impact our results of operations. If any of our vessels is involved in an accident with the potential risk of environmental consequences, the resulting media coverage may also have a material adverse effect on our business, results of operations and cash flows, which in turn could weaken our financial condition and materially and adversely affect our ability to pay distributions to our unitholders.

**Our insurance may be insufficient to cover losses that may occur to our property or result from our operations.**

The operation of LNG carriers is inherently risky. Although we carry protection and indemnity insurance consistent with industry standards, all of our potential risks may not be adequately insured against, and any particular claim may not be paid or covered. Any claims covered by insurance would be subject to deductibles, and since it is possible that a large number of claims may be brought, the aggregate amount of these deductibles could be material. Certain of our insurance coverage is maintained through mutual protection and indemnity associations, and as a member of such associations, we may be required to make additional payments over and above budgeted premiums if member claims exceed association reserves. We may be unable to procure adequate insurance coverage at commercially reasonable rates in the future. For example, more stringent and increasing environmental regulations have led to increased insurance costs, and in the future, may result in the lack of availability of, insurance against risks of marine disasters, environmental damage or pollution. A marine disaster could exceed our insurance coverage, which could harm our business, financial condition and operating results. Any uninsured or underinsured loss could harm our business and financial condition. In addition, our insurance may be voidable by the insurers as a result of certain of our actions, such as our vessels failure to maintain their respective certifications with applicable maritime self-regulatory organizations.

Changes in the insurance markets attributable to terrorist attacks may also make certain types of insurance more difficult for us to obtain. In addition, upon renewal or expiration of our current policies, the insurance that may be available to us may be significantly more expensive or limited than our existing coverage.

**Our vessels may suffer damage and we may face unexpected costs and off-hire days.**

In the event of damage to our owned vessels, the damaged vessel would be off-hire while it is being repaired, which would decrease our revenues and cash flows, including cash available for distributions to our unitholders. In addition, the costs of vessel repairs are unpredictable and can be substantial. In the event of repair costs that are not covered, whether in whole or in part, by our insurance policies, we may have to pay such repair costs, which would decrease our earnings and cash flows.

**Volatile economic conditions may adversely impact our ability to obtain financing or refinance our future credit facilities on acceptable terms, which may hinder or prevent us from operating or expanding our business.**

Global financial markets and economic conditions have been, and continue to be, unstable and volatile. Beginning in February 2020, due in part to fears associated with the spread of COVID-19 (as more fully described below), global financial markets and starting in late February, financial markets in the U.S. experienced even greater relative volatility and a steep and abrupt downturn, which volatility and downturn may continue as COVID-19 continues to spread. Such instability and volatility have negatively affected the general willingness of banks, other financial institutions and lenders to extend credit, particularly in the shipping industry, due to the historically volatile asset values of vessels. Credit markets and the debt and equity capital markets have been distressed and the uncertainty surrounding the future of the global credit markets has resulted in reduced access to credit worldwide. These issues, along with significant write-offs in the financial services sector, the re-pricing of credit risk and the current weak economic conditions, have made, and will likely continue to make, it difficult to obtain additional financing. The current state of global financial markets and current economic conditions might adversely impact our ability to issue additional equity at prices that will not be dilutive to our existing unitholders or preclude us from issuing equity at all. Economic conditions and the economic slow-down resulting from COVID-19 and the international governmental responses to the virus may also adversely affect the market price of our common units.

Also, as a result of concerns about the stability of financial markets generally and the solvency of counterparties specifically, the cost of obtaining money from the credit markets has increased as a result of increases in interest rates, stricter lending standards, refusals to extend debt financing at all or on similar terms as existing debt arrangements, reductions, and in some cases, termination of funding to borrowers on the part of many lenders. Due to these factors, we cannot be certain that financing or any alternatives will be available to the extent required, or that we will be able to finance or refinance our future credit facilities, on acceptable terms or at all. If financing or refinancing is not available when needed, or is available only on unfavorable terms, we may be unable to meet our obligations as they come due or we may be unable to enhance our existing business, complete the acquisition of newbuildings (if any) and additional vessels or otherwise take advantage of business opportunities as they arise. The recent COVID-19 outbreak has negatively impacted, and may continue to negatively impact, global economic activity, demand for energy, including LNG and LNG shipping, and funds flows and sentiment in the global financial markets. Continued economic disruption caused by the continued failure to control the spread of the virus could significantly impact our ability to obtain additional debt financing.

As of the date of this Annual Report, we have not secured any financing in connection with the potential acquisition of the Optional Vessels from our Sponsor since it is uncertain if and when such purchase options will be exercised, if at all. Our Sponsor, together with its joint venture partners, have secured financing for the Optional Vessels. In the event we acquire any or all of such Optional Vessels in the future, we may enter into agreements with our Sponsor and its joint venture partners to novate these loan agreements to us, subject to the satisfaction of certain conditions. Any such novation would be subject to each respective lender's consent. We may also seek to enter into new financing arrangements or alternatives.

**A cyber-attack could materially disrupt our business.**

We rely on information technology systems and networks in our operations and the administration of our business. We may be targeted by individuals, organizations or groups seeking to sabotage, damage, steal or disrupt our information technology systems and networks, or to sabotage, damage, steal, disrupt or manipulate data. A successful cyber-attack could materially and adversely disrupt our business and operations, including the safety of our operations and systems, and the availability of our vessels and facilities or lead to unauthorized release of information or data or alteration of information or data in our systems. Any such cyber-attack or other security breach of our information technology systems could have a material adverse effect on our business, financial condition, results of operations and cash flows, including cash available for distributions to our unitholders. We are subject to laws, directives, and regulations relating to the collection, use, retention, disclosure, security and transfer of personal data. These laws, directives, and regulations, and their interpretation and enforcement continue to evolve and may be inconsistent from jurisdiction to jurisdiction. Compliance with emerging and changing privacy and data protection requirements may cause us to incur substantial costs or require us to change our business practices. Noncompliance with our legal obligations relating to privacy, security and data protection could result in penalties, fines, legal proceedings by governmental entities or others, loss of reputation, legal claims by individuals and customers and significant legal and financial exposure and could affect our ability to retain and attract customers. Changes or increases in the nature of cyber or security-threats and/or changes to industry standards and regulations might require us to adopt additional or modified procedures for monitoring cybersecurity, which may require us to incur additional expenses and/or additional capital expenditures. However, the impact of such regulations is difficult to predict at this time.

**Compliance with safety and other requirements imposed by classification societies may be very costly and may adversely affect our business.**

The hull and machinery of every commercial LNG carrier must be classed by a classification society. The classification society certifies that the vessel has been built and maintained in accordance with the applicable rules and regulations of that classification society. Moreover, every vessel must comply with all applicable international conventions and the regulations of the vessel's flag state as verified by a classification society. Finally, each vessel must successfully undergo periodic surveys, including annual, intermediate and five-year special surveys performed under the classification society's rules.

If any vessel does not maintain its class, it will lose its insurance coverage and be unable to trade, and the vessel's owner will be in breach of relevant covenants under its financing arrangements. Failure to maintain the class of one or more of our vessels could have a material adverse effect on our business, financial condition, results of operations and cash flows, including cash available for distributions to our unitholders.

**The LNG shipping industry is subject to substantial environmental and other regulations, which may significantly limit our operations or increase our expenses.**

Our operations are materially affected by extensive and changing international, national, state and local environmental laws, regulations, treaties, conventions and standards, which are in force in international waters, in the jurisdictional waters of the countries in which our vessels operate and in the countries in which our vessels are registered. These requirements relate to compliance with applicable legislation and minimizing our environmental footprint (of our operations both onboard and ashore). We expect to incur substantial expenses in complying with these requirements, including, but not limited to, costs relating to air emissions, including greenhouse gases, sulfur emissions, the management of ballast waters, maintenance and inspection, development and implementation of emergency procedures and insurance coverage. We could also incur substantial costs, including clean-up costs, civil and criminal penalties and sanctions, the suspension or termination of operations and third-party claims as a result of violations of, or liabilities under, such laws and regulations.

In addition, these requirements can affect the resale value or useful lives of our vessels, require a reduction in cargo capacity, necessitate vessel modifications or operational changes or restrictions or lead to decreased availability of insurance coverage for environmental matters. These affects could further result in the denial of access to certain jurisdictional waters or ports or detention in certain ports. We are required to obtain governmental approvals and permits to operate our vessels and to also to maintain environmental manuals and plans. Any delays in obtaining such governmental approvals may increase our expenses, and the terms and conditions of such approvals could materially and adversely affect our future performance, results of operations, cash flows, financial position and our ability to make distributions to our unitholders.

Additional laws and regulations may be adopted in the future that could limit our ability to do business or increase our operating costs, which could materially and adversely affect our business. For example, new or amended legislation relating to ship recycling, sewage systems, emission control (including emissions of greenhouse gases) as well as ballast water treatment and ballast water handling may be adopted. The United States has enacted legislation and regulations that require more stringent controls of air and water emissions from ocean-going ships. Such legislation or regulations may require additional capital expenditures or operating expenses (such as increased costs for low-sulfur fuel or costs related to the installation of scrubbers for cleaning exhaust gas) in order for us to maintain our vessels' compliance with international and/or national regulations. We also may become subject to additional laws and regulations or any new legislation that may come into effect if and when we enter new markets or trades.

We also believe that the heightened environmental, quality and security concerns of insurance underwriters, regulators and charterers will generally lead to additional regulatory requirements, including enhanced risk assessment and security requirements as well as greater inspection and safety requirements on all LNG carriers in the marine transportation market. These requirements are likely to add increased costs to our operations, and the failure to comply with these requirements may affect the ability of our vessels to obtain and, possibly, collect on, insurance or to obtain the required certificates for entry into the different ports where our vessels operate.

Some environmental laws and regulations, such as the U.S. Oil Pollution Act of 1990, or OPA, provide for potentially unlimited joint, several, and/or strict liability for owners, operators and demise or bareboat charterers for oil pollution and related damages. OPA applies to discharges of any oil from a ship in U.S. waters, including discharges of fuel and lubricants from an LNG carrier, even if the ships do not carry oil as cargo. Vessels are required to carry onboard a ship-specific non-tank vessel response plan to address contingencies relating to discharges of any oil. In addition, many states in the United States bordering on a navigable waterway have enacted legislation providing for potentially unlimited strict liability without regard to fault for the discharge of pollutants within their waters. We also are subject to other laws and conventions outside the United States that provide for an owner or operator of LNG carriers to bear strict liability for pollution, such as the Convention on Limitation of Liability for Maritime Claims of 1976, or the "London Convention."



Some of these laws and conventions, including OPA and the London Convention, may include limitations on liability. However, the limitations may not be applicable in certain circumstances, such as where a spill is caused by a vessel owner's or operators' intentional or reckless conduct. The 2010 Deepwater Horizon oil spill has resulted in additional regulatory initiatives, including the raising of liability caps under OPA. On February 24, 2014, the U.S. Bureau of Ocean Energy Management, or BOEM, proposed a rule increasing the limits of liability for off-shore facilities under OPA based on inflation, effective in January 2015. In April 2016, the U.S. Bureau of Safety and Environmental Enforcement, or BSEE, announced a new Well Control Rule. However, pursuant to orders by the U.S. President in early 2017, BSEE announced in August 2017 that this rule would be revised. The BSEE amended the Well Control Rule, effective July 15, 2019, which rolled back certain reforms regarding the safety of drilling operations, and the U.S. President has proposed leasing new sections of U.S. waters to oil and gas companies for offshore drilling.

Compliance with OPA and other environmental laws and regulations also may result in vessel owners and operators incurring increased costs for additional maintenance and inspection requirements, the development of contingency arrangements for potential spills, obtaining mandated insurance coverage and meeting financial responsibility requirements.

Please see "Item 4. Information on the Partnership—B. Business Overview—Environmental and Other Regulations."

**Developments in safety and environmental requirements relating to the recycling of vessels may result in escalated and unexpected costs.**

The 2009 Hong Kong International Convention for the Safe and Environmentally Sound Recycling of Ships, or the Hong Kong Convention, aims to ensure ships, being recycled once they reach the end of their operational lives, do not pose any unnecessary risks to the environment, human health and safety. The Hong Kong Convention has yet to be ratified by the required number of countries to enter into force. Upon the Hong Kong Convention's entry into force, each ship sent for recycling will have to carry an inventory of its hazardous materials. The hazardous materials, whose use or installation are prohibited in certain circumstances, are listed in an appendix to the Hong Kong Convention. Ships will be required to have surveys to verify their inventory of hazardous materials initially, throughout their lives and prior to the ship being recycled.

The Hong Kong Convention, which is currently open for accession by IMO Member States, will enter into force 24 months after the date on which 15 IMO Member States, representing at least 40% of world merchant shipping by gross tonnage, have ratified or approve accession. As of the date of this annual report, fifteen countries representing just over 30% of world merchant shipping tonnage have ratified or approved accession of the Hong Kong Convention.

On November 20, 2013, the European Parliament and the Council of the EU adopted the Ship Recycling Regulation, which retains the requirements of the Hong Kong Convention and requires that certain commercial seagoing vessels flying the flag of an EU Member State may be recycled only in facilities included on the European list of permitted ship recycling facilities. We are required to comply with EU Ship Recycling Regulation by December 31, 2020, since our ships trade in EU region. One of our vessels, the *Artic Aurora*, is a Maltese flagged vessel. Malta is a EU Member State.

These regulatory developments, when implemented, may lead to cost escalation by shipyards, repair yards and recycling yards. This may then result in a decrease in the residual scrap value of a vessel, and a vessel could potentially not cover the cost to comply with latest requirements, which may have an adverse effect on our future performance, results of operations, cash flows and financial position.

**Climate change and greenhouse gas restrictions may adversely impact our operations and markets, and may cause us to incur substantial costs and to procure low-sulfur fuel oil directly on the wholesale market for storage at sea and onward consumption on our vessels.**

Due to concern over the risk of climate change, a number of countries and the International Maritime Organization, or the IMO, have adopted, or are considering the adoption of, regulatory frameworks to reduce greenhouse gas emissions. These regulatory measures may include, among others, adoption of cap and trade regimes, carbon taxes, increased efficiency standards and incentives or mandates for renewable energy. More specifically, on October 27, 2016, the IMO's Marine Environment Protection Committee announced its decision concerning the implementation of regulations mandating a reduction in sulfur emissions from 3.5% currently to 0.5% as of the beginning of January 1, 2020. Since January 1, 2020, ships must either remove sulfur from emissions or buy fuel with low sulfur content, which may lead to increased costs and supplementary investments for ship owners. The interpretation of "fuel oil used on board" includes use in main engine, auxiliary engines and boilers. Shipowners may comply with this regulation by (i) using 0.5% sulfur fuels on board, which are available around the world but at a higher cost; (ii) installing scrubbers for cleaning of the exhaust gas; or (iii) by retrofitting vessels to be powered by liquefied natural gas, which may not be a viable option due to the lack of supply network and high costs involved in this process. Costs of compliance with these regulatory changes may be significant and may have a material adverse effect on our future performance, results of operations, cash flows and financial position. Additional or new conventions, laws and regulations may be adopted that could require, among others, the installation of expensive emission control systems and could adversely affect our business, results of operations, cash flows and financial condition.

We continue to evaluate different options in complying with IMO and other rules and regulations. We expect that our fuel costs and fuel inventories will increase in 2020 as a result of these sulfur emission regulations. Low sulfur fuel is more expensive than standard marine fuel containing 3.5% sulfur content and may become more expensive or difficult to obtain as a result of increased demand. If the cost differential between low sulfur fuel and high sulfur fuel is significantly higher than anticipated, or if low sulfur fuel is not available at ports on certain trading routes, it may not be feasible or competitive to operate our vessels on certain trading routes without installing scrubbers or without incurring deviation time to obtain compliant fuel. Scrubbers may not be available to be installed on such vessels at a favorable cost or at all if we seek them at a later date. Further there is a risk that if the fuel spread between high sulfur fuel oil ("HSFO") and very low sulfur fuel oil ("VLSFO") continues to shrink, and therefore the alternative cost related to scrubber investments may increase.

Fuel is a significant, if not the largest, expense in our shipping operations when vessels are under voyage charter and is an important factor in negotiating charter rates. Our operations and the performance of our vessels, and as a result our results of operations, cash flows and financial position, may be negatively affected to the extent that compliant sulfur fuel oils are unavailable, of low or inconsistent quality, if de-bunkering facilities are unavailable to permit our vessels to accept compliant fuels when required, or upon occurrence of any of the other foregoing events. Costs of compliance with these and other related regulatory changes may be significant and may have a material adverse effect on our future performance, results of operations, cash flows and financial position. As a result, an increase in the price of fuel beyond our expectations may adversely affect our profitability at the time of charter negotiation. Further, fuel may become much more expensive in the future, which may reduce the profitability and competitiveness of our business versus other forms of transportation, such as truck or rail.

While we carry cargo insurance to protect us against certain risks of loss of or damage to the procured commodities, we may not be adequately insured to cover any losses from such operational risks, which could have a material adverse effect on us. Any significant uninsured or under-insured loss or liability could have a material adverse effect on our business, results of operations, cash flows and financial condition and our available cash.

In addition, although the emissions of greenhouse gases from international shipping currently are not subject to the Kyoto Protocol to the United Nations Framework Convention on Climate Change, which required adopting countries to implement national programs to reduce emissions of certain gases, or the Paris Agreement (discussed further below), a new treaty may be adopted in the future that includes restrictions on shipping emissions. Compliance with changes in laws, regulations and obligations relating to climate change could increase our costs related to operating and maintaining our vessels and require us to install new emission controls, acquire allowances or pay taxes related to our greenhouse gas emissions or administer and manage a greenhouse gas emissions program. Revenue generation and strategic growth opportunities may also be adversely affected.

Adverse effects upon the oil and gas production industry relating to climate change, including growing public concern about the environmental impact of climate change, may also have an effect on demand for our services. For example, increased regulation of greenhouse gases or other concerns relating to climate change may reduce the demand for oil and gas in the future or create greater incentives for use of alternative energy sources. Any long-term material adverse effect on the oil and gas production industry could have significant financial and operational adverse impacts on our business that we cannot predict with certainty at this time.

**Regulations relating to ballast water discharge which came into effect during September 2019 may adversely affect our revenues and profitability.**

The IMO has imposed updated guidelines for ballast water management systems specifying the maximum amount of viable organisms allowed to be discharged from a vessel's ballast water. Depending on the date of the IOPP renewal survey, existing vessels constructed before September 8, 2017 must comply with the updated D-2 standard on or after September 8, 2019. For most vessels, compliance with the D-2 standard will involve installing on-board systems to treat ballast water and eliminate unwanted organisms. Ships constructed on or after September 8, 2017 are to comply with the D-2 standards on or after September 8, 2017. Our six vessels currently do not comply with the updated guideline and costs of compliance may be substantial and adversely affect our revenues and profitability.

Furthermore, United States regulations are currently changing. Although the 2013 Vessel General Permit ("VGP") program and U.S. National Invasive Species Act ("NISA") are currently in effect to regulate ballast discharge, exchange and installation, the Vessel Incidental Discharge Act ("VIDA"), which was signed into law on December 4, 2018, requires that the EPA develop national standards of performance for approximately 30 discharges, similar to those found in the VGP within two years. By approximately 2022, the U.S. Coast Guard must develop corresponding implementation, compliance and enforcement regulations regarding ballast water. The new regulations could require the installation of new equipment, which may cause us to incur substantial costs.

**We operate our vessels worldwide, which could expose us to political, governmental and economic instability, terrorist attacks, international hostilities and global public health threats that could harm or have a material adverse effect our business.**

Because we operate our vessels worldwide in the geographic areas where our charterers do business, our operations may be affected by changing economic, political and governmental conditions in the countries where our vessels operate, where they are registered, or where our charterers are located. Moreover, we operate in a sector of the economy that is likely to be adversely impacted by the effects of political conflicts, including the current political instability in the Middle East, the South China Sea region and other geographic countries and areas, geopolitical events such as the withdrawal of the U.K. from the European Union, or Brexit, the U.S. trade war with China, terrorist or other attacks, and war (or threatened war) or international hostilities, such as those between the United States and North Korea.

The threat of future terrorist attacks around the world and continuing instability in the Middle East and elsewhere continue to cause economic uncertainty in the global financial markets and may affect our business, financial condition, results of operations and cash flows. In addition, LNG facilities, shipyards, ships, pipelines and gas fields could be targets of future terrorist attacks or piracy. Terrorist attacks, or the perception that LNG facilities and LNG carriers are potential terrorist targets, could materially and adversely affect expansion of LNG infrastructure and the continued supply of LNG. Further, any such attacks could lead to, among other things, bodily injury or loss of life, as well as damage to the ships or other property, increased vessel operating costs, including insurance costs, reductions in the supply of LNG and the inability to transport LNG to or from certain locations. Terrorist attacks, war or other events beyond our control that adversely affect the production, storage or transportation of LNG to be shipped by us could entitle our charterers to terminate our charter contracts in certain circumstances, which would harm our cash flows and our business. We may not be adequately insured to cover losses from these incidents. In addition, crew costs, including those due to employing onboard security guards, could increase in such circumstances. Continuing conflicts and recent developments in the Middle East, including increased tensions between the U.S. and Iran which in January 2020 escalated into a U.S. airstrike in Baghdad that killed a high-ranking Iranian general, as well as the presence of U.S. or other armed forces in Iraq, Syria, Afghanistan and various other regions, may lead to additional acts of terrorism and armed conflict around the world, which may contribute to further economic instability in the global financial markets and international commerce. Additionally, any escalations between the U.S. and Iran could result in retaliation from Iran that could potentially affect the shipping industry, through increased attacks on vessels in the Strait of Hormuz (which already experienced an increased number of attacks on and seizures of vessels in 2019). Any of these occurrences could have a material adverse impact on our business, financial condition and results of operations.

Further, governments may turn and have turned to trade barriers and trade protectionist policies to protect their domestic industries against foreign imports, thereby curtailing or reducing shipping demand. In particular, leaders in the United States and China have implemented certain increasingly protective trade measures which have been somewhat mitigated by the recent trade deal (first phase trade agreement) between the U.S. and China which requires the purchase of over USD 50 billion of Chinese energy product including crude oil. Additionally, in March 2018, President Trump announced tariffs on imported steel and aluminum into the United States that could have a negative impact on international trade generally and in January 2019, the United States announced expanded sanctions against Venezuela, which may have an effect on its oil output and in turn affect global oil supply. There have also been continuing trade tensions, including significant tariff increases, between the United States and China. Increasing government trade protectionism may increase the cost of goods exported globally, the length of time required to transport goods and the associated export risks, which may significantly affect the quantity of goods to be shipped, shipping time schedules, voyage costs and other associated costs. As such, any increase in trade barriers or restrictions on trade, such as the U.S. trade war with China, may have a material and adverse impact on our charterers' business, operating results, financial condition and ultimately, affect their ability to make timely charter hire payments to us and to renew and increase the number of their time charters with us. Such a result may have a material adverse effect on our business, results of operations, financial condition and our ability to make distributions to our unitholders.

In addition, we may be affected, either directly or indirectly, by continuing political tension in Europe between Russia and the Ukraine following Russia's annexation of Crimea through our customers Gazprom and Yamal, which are both based in Russia. Economic, political and governmental conditions in these and other regions have from time to time resulted in military conflicts, terrorism, attacks on ships, mining of waterways, piracy and other efforts to disrupt shipping. Future hostilities or other political instability in the geographic regions where we operate or may operate could have a material adverse effect on our business, financial condition, results of operations and cash flows, including cash available for distributions to our unitholders. In addition, our business could also be harmed by tariffs, trade embargoes and other economic sanctions by the United States or other countries against countries in the Middle East, Southeast Asia, Russia or elsewhere as a result of terrorist attacks, hostilities or diplomatic or political pressures that limit trading activities with those countries.

In Europe, large sovereign debts and fiscal deficits, low growth prospects and high unemployment rates in a number of countries have contributed to the rise of Eurosceptic parties, which would like their countries to leave the Euro. The exit of the United Kingdom from the European Union, or Brexit, and potential new trade policies in the United States further increase the risk of additional trade protectionism.

In addition, public health threats, such as COVID-19, influenza and other highly communicable diseases or viruses, outbreaks of which have from time to time occurred in various parts of the world in which we operate, including China, could adversely impact our operations, the timing of completion of any outstanding or future newbuilding projects, as well as the operations of our customers.

Further economic downturn in any of these countries could have a material and adverse effect on our future performance, results of operations, cash flows, financial position and our ability to make distributions to our unitholders.

**Outbreaks of epidemic and pandemic of diseases and governmental responses thereto could adversely affect our business.**

Our operations and the industry in which we operate are subject to risks related to outbreaks of infectious diseases. For example, the recent outbreak of COVID-19, a virus causing potentially deadly respiratory tract infections originating in China and subsequently spreading around the world, has negatively affected economic conditions, the supply chain, the labor market, the demand for LNG and LNG shipping regionally as well as globally and may otherwise impact our operations and the operations of our customers and suppliers. As of March 2020, the outbreak of COVID-19 has been declared a pandemic by the World Health Organization ("WHO"). Governments in affected countries are imposing travel bans, quarantines and other emergency public health measures. As of March 15, 2020, the United States has temporarily restricted travel by foreign nationals into the country from a number of areas, including China and Europe. In addition, on March 18, 2020, the U.S. and Canada agreed to restrict all nonessential travel across the border. Companies are also taking precautions, such as requiring employees to work remotely, imposing travel restrictions and temporarily closing businesses. These restrictions, and future prevention and mitigation measures, are likely to have an adverse impact on global economic conditions, which could materially and adversely affect our future operations. Uncertainties regarding the economic impact of the COVID-19 outbreak are likely to result in sustained market turmoil, which could also negatively impact our business, financial condition and cash flows. Governments are approving large stimulus packages to mitigate the effects of the sudden decline in economic activity caused by the pandemic; however, we cannot predict the extent to which these measures will be sufficient to restore or sustain the business and financial condition of companies in the shipping industry. These measures, though temporary in nature, may continue and increase as countries attempt to contain the outbreak. As a result of these measures, our vessels may not be able to call on ports, or may be restricted from disembarking from ports, located in regions affected by COVID-19. The extent of the COVID-19 outbreak's effect on our operational and financial performance will depend on future developments, including the duration, spread and intensity of the outbreak, all of which are uncertain and difficult to predict considering the rapidly evolving landscape. Although, to our knowledge, there has not yet been any significant delays or disruption of our operations due to COVID-19 to date, the ultimate severity of the outbreak and its effect on the industry in which we operate is uncertain at this time and therefore we cannot predict the continuous impact it may have on our future operations and finances, which could be material and adverse. In addition, trading prices of our shares have recently declined significantly and may continue to decline, due in part to the impact of the COVID-19 on global financial markets.

**The U.K.'s withdrawal from the European Union may have a negative effect on global economic conditions, financial markets and our business.**

In June 2016, a majority of voters in the U.K. elected to withdraw from the EU in a national referendum (informally known as "Brexit"), a process that the government of the U.K. formally initiated in March 2017. Since then, the U.K. and the EU have been negotiating the terms of a withdrawal agreement, which was approved in October 2019 and ratified in January 2020. The U.K. formally exited the EU on January 31, 2020, although a transition period remains in place until December 2020, during which the U.K. will be subject to the rules and regulations of the EU while continuing to negotiate the parties' relationship going forward, including trade deals. There is currently no agreement in place regarding the aftermath of the withdrawal, creating significant uncertainty about the future relationship between the U.K. and the EU, including with respect to the laws and regulations that will apply as the U.K. determines which EU-derived laws to replace or replicate following the withdrawal. Brexit has also given rise to calls for the governments of other EU member states to consider withdrawal. These developments and uncertainties, or the perception that any of them may occur, have had and may continue to have a material adverse effect on global economic conditions and the stability of global financial markets, and may significantly reduce global market liquidity and restrict the ability of key market participants to operate in certain financial markets. Any of these factors could depress economic activity and restrict our access to capital, which could have a material adverse effect on our business and on our consolidated financial position, results of operations and our ability to pay distributions. Additionally, Brexit or similar events in other jurisdictions, could impact global markets, including foreign exchange and securities markets; any resulting changes in currency exchange rates, tariffs, treaties and other regulatory matters could in turn adversely impact our business and operations.

Brexit contributes to considerable uncertainty concerning the current and future economic environment. Brexit could adversely affect European or worldwide political, regulatory, economic or market conditions and could contribute to instability in global political institutions, regulatory agencies and financial markets.

**The smuggling of drugs or other contraband onto our vessels may lead to governmental claims against us.**

We expect that our vessels will call in ports where smugglers may attempt to hide drugs and other contraband on vessels, with or without the knowledge of crew members. To the extent our vessels are found with contraband, whether inside or attached to the hull of our vessels and whether with or without the knowledge of any of our crew, we may face governmental or other regulatory claims that could have an adverse effect on our business, results of operations, cash flows, financial position and our ability to make distributions to our unitholders.

**Failure to comply with the U.S. Foreign Corrupt Practices Act and other anti-bribery legislation in other jurisdictions could result in fines, criminal penalties, contract terminations and an adverse effect on our business.**

We may operate in a number of countries throughout the world, including countries known to have a reputation for corruption. We are committed to doing business in accordance with applicable anti-corruption laws and have adopted a code of business conduct and ethics which is consistent and in full compliance with the U.S. Foreign Corrupt Practices Act of 1977. We are subject, however, to the risk that we, our affiliated entities or our or their respective officers, directors, employees and agents may take actions determined to be in violation of such anti-corruption laws, including the U.S. Foreign Corrupt Practices Act. Any such violation could result in substantial fines, sanctions, civil and/or criminal penalties, curtailment of operations in certain jurisdictions, and might materially and adversely affect our business, results of operations or financial condition and our ability to make distributions to our unitholders. In addition, actual or alleged violations could damage our reputation and ability to do business. Furthermore, detecting, investigating, and resolving actual or alleged violations are expensive and can consume significant time and attention of our senior management.

**Acts of piracy on ocean-going vessels could adversely affect our business.**

Acts of piracy have historically affected ocean-going vessels trading in regions of the world such as the South China Sea, the Indian Ocean, the Gulf of Aden off the coast of Somalia and in particular, the Gulf of Guinea region off Nigeria, which experienced increased incidents of piracy in 2019. Acts of piracy could, in the future, result in harm or danger to the crews that man our vessels. In addition, if these piracy attacks result in regions in which our vessels are deployed being characterized by insurers as "enhanced risk" zones or "war risk" zones or Joint War Committee "war and strikes" listed areas, premiums payable for such coverage could increase significantly and such insurance coverage may be more difficult to obtain. In addition, crew costs, due to employing onboard security guards, could increase in such circumstances. We may not be adequately insured to cover losses from these incidents, which could have a material adverse effect on us. In addition, detention hijacking, involving the hostile detention of a vessel, as a result of an act of piracy against our vessels, or an increase in cost, or unavailability of insurance for our vessels, could have a material adverse impact on our business, financial condition and results of

**If the vessels we own call on ports located in countries or territories that are subject to sanctions or embargoes imposed by the United States and other governments, it could result in the imposition of fines or penalties and adversely affect our reputation and the market for our securities.**

Although no vessels operated by us called on ports located in countries or territories subject to country-wide or territory-wide sanctions and/or embargoes imposed by the U.S. government or other authorities or countries identified by the U.S. government or other authorities as state sponsors of terrorism ("Sanctioned Jurisdictions") during 2019, and although we intend to maintain compliance with all applicable sanctions and embargo laws and regulations, and have processes in place designed to reasonably ensure compliance with applicable economic sanctions and embargo laws, in the future our vessels may call on ports in Sanctioned Jurisdictions on charterers' instructions without our consent. If such activities result in a sanctions violation, we could be subject to monetary fines, penalties, or other sanctions, and our reputation and the market for our common stock could be adversely affected.

The sanctions and embargo laws and regulations vary in their application, as they do not all apply to the same covered persons or proscribe the same activities, and such sanctions and embargo laws and regulations may be amended or strengthened over time. Current or future counterparties of ours may be affiliated with persons or entities that are or may be in the future the subject of sanctions imposed by the U.S. administration, the EU, and/or other international bodies. If we determine that such sanctions require us to terminate existing or future contracts to which we or our subsidiaries are party or if we are found to be in violation of such applicable sanctions, our results of operations may be adversely affected, we could face monetary fines or penalties, or we may suffer reputational harm.

Additionally, although we believe that we have been in compliance with all applicable sanctions and embargo laws and regulations, and intend to maintain such compliance, there can be no assurance that we will be in compliance in the future, particularly as the scope of certain laws may be unclear and may be subject to changing interpretations. Any such violation could result in fines, penalties or other sanctions that could severely impact our ability to access U.S. capital markets and conduct our business, and could result in some investors deciding, or being required, to divest their interest, or not to invest, in us. In addition, certain institutional investors may have investment policies or restrictions that prevent them from holding securities of companies that have contracts with countries identified by the U.S. government as state sponsors of terrorism. The determination by these investors not to invest in, or to divest from, our common units may adversely affect the price at which our common units trade. Moreover, our charterers may violate applicable sanctions and embargo laws and regulations as a result of actions that do not involve us or our vessels, and those violations could in turn negatively affect our reputation. Investor perception of the value of our common units may be adversely affected by the consequences of war, the effects of terrorism, civil unrest and governmental actions in these and surrounding countries or territories. In addition, charterers and other parties that we have previously entered into contracts with regarding our vessels may be affiliated with persons or entities that are now or may in the future be the subject of sanctions or embargo laws imposed by the U.S. and other applicable governmental bodies in response to events relating to Russia, Crimea and the Ukraine. If we determine that such sanctions require us to terminate existing contracts or if we are found to be in violation of such sanctions or embargo laws, we may suffer reputational harm and our results of operations may be adversely affected.

With respect to U.S. sanctions against Russia, the United States' Office of Foreign Assets Control (OFAC) created "sectoral sanctions," which target specific industries or sectors of the Russian economy. Transactions with companies designated under the Sectoral Sanctions Identifications List ("SSI List") are not completely prohibited. Under OFAC's 50 percent rule, a company owned 50 percent or more by an SSI-Listed entity is also to be treated as an SSI-Listed entity. Yamal is indirectly owned 50 percent or more by an SSI-Listed entity under Directive 2. Gazprom OAO is identified as an SSI-Listed entity under Directive 4, and entities that are owned by 50% or more by Gazprom OAO would be subject to Directive 4 as well. The sectoral sanctions, in part, restrict the ability of U.S. persons from transacting in, providing financing for, or otherwise dealing in debt issued by named persons on the SSI List or parties owned 50% or more by such listed parties. Directive 2, which targets Russia's energy sector, prohibits U.S. persons from transacting in, providing financing for, or otherwise dealing in debt longer than 60 days, if issued by entities designated under Directive 2 on or after November 28, 2017, or longer than 90 days if issued by entities designated under Directive 2 on or after July 16, 2014 and before November 28, 2017. OFAC has advised in its published Frequently Asked Questions that with respect to the provision of services to, subscription arrangements involving, and progress payments for long-term projects involving SSI entities, final invoices to these SSI entities must be paid by the SSI entity within the applicable 60 or 90 day period. Directive 4 prohibits U.S. persons from engaging in any activity involving the provision, exportation, or reexportation, directly or indirectly, of goods, services, and technology in support of exploration or production for deepwater, Arctic offshore, or shale projects that have the potential to produce oil in the Russian federation and that involve a Directive 4 SSI-Listed entity or their property or interests in property, or that are initiated after January 19, 2018 and have the potential to produce oil anywhere and a Directive 4 SSI-Listed entity or their property or interests in property has a 33 percent or greater interest or ownership of a majority of the voting interests. Although the sectoral sanctions do not directly apply to non-U.S. persons, Section 228 of the Countering America's Adversaries Through Sanctions Act ("CAATSA") prohibits non-U.S. persons from facilitating "significant transactions" for or on behalf SDNs and SSI-Listed entities, as well as entities owned 50 percent or more by such entities. A transaction is not "significant" if U.S. persons would not require specific licenses from OFAC and transactions with SSI-Listed entities are "significant" where they involve "deceptive practices," which OFAC has described as "attempts to obscure or conceal the actual parties or true nature of the transaction(s), or to evade sanctions." In the future, the U.S. may impose greater sanctions, including, but not limited to, by designating Yamal or other counterparties on the OFAC list of Specially Designated Nationals and Blocked Persons ("SDN List").

As previously noted, if we acquire any or all of the Optional Vessels from our Sponsor pursuant to the terms and subject to the conditions of the Omnibus Agreement, it is expected that we will own such vessels jointly with Sinotrans Shipping LNG Limited, or Sinotrans, and China LNG Shipping (Holdings) Limited, or China LNG Shipping, and we will become party to the shareholders' agreement which governs this joint venture relationship. For a brief period in 2019, China LNG Shipping was a Blocked Person under the rules and regulations administered by OFAC. While China LNG Shipping is no longer a Blocked Person, it is possible that they may become one in the future, which could impact our ability to acquire the Optional Vessels.

In addition, our reputation and the market for our securities may be adversely affected by our engagement in certain other activities, such as our dealings with Yamal, Gazprom or other SSI-Listed entities or their subsidiaries, or if we enter into charters with other individuals or entities in countries subject to U.S. sanctions and embargo laws that are not controlled by the governments of those countries, engage in operations associated with those countries pursuant to contracts with third-parties that are unrelated to those countries or entities controlled by their governments, or otherwise engage in activities that are prohibited by U.S., the European Union or other sanctions to the extent that such sanctions may be applicable. Furthermore, because we derive, and expect to continue to derive, all of our revenues from a limited number of charterers, our business would be materially adversely affected if we were to determine that we are required because of sanctions, to terminate our relationships with Yamal, Gazprom, or any of our other charterers, or if the negative impact of these or any additional sanctions imposed in the future threaten the viability of the Yamal LNG Project or otherwise cause Yamal, Gazprom or any of our other charterers to end their relationships with us. Furthermore, while all of the Optional Vessels are employed or contracted to be employed by Yamal in the Yamal LNG Project, in the event any of the Optional Vessels is no longer so employed, we may lose the option to purchase our Sponsor's 49% ownership interest in the vessels under the Omnibus Agreement. Any of these events could have a material adverse effect on our business, financial condition, and results of operations.

**Governments could requisition our vessels during a period of war or emergency, resulting in loss of earnings.**

The government of a jurisdiction where one or more of our vessels are registered could requisition for title or seize our vessels. Requisition for title occurs when a government takes control of a vessel and becomes its owner. Also, a government could requisition our vessels for hire. Requisition for hire occurs when a government takes control of a vessel and effectively becomes the charterer at dictated charter rates. Generally, requisitions occur during a period of war or emergency, although governments may elect to requisition ships in other circumstances. Although we would expect to be entitled to government compensation in the event of a requisition of one or more of our vessels, the amount and timing of payments, if any, would be uncertain. A government requisition of one or more of our vessels would result in off-hire days under our time charters and may cause us to breach covenants in debt agreements, and could have a material adverse effect on our business, financial condition, results of operations and cash flows, including cash available for distribution to our unitholders.

**Maritime claimants could arrest our vessels, which could interrupt our cash flows.**

Crew members, suppliers of goods and services to a vessel, shippers of cargo and other parties may be entitled to a maritime lien against a vessel for unsatisfied debts, claims or damages. In many jurisdictions, a claimant may seek to obtain security for its claim by arresting a vessel through foreclosure proceedings. The arrest or attachment of one or more of our vessels could interrupt our cash flow and require us to pay large sums of money to have the arrest or attachment lifted. In addition, in some jurisdictions, such as South Africa, under the "sister ship" theory of liability, a claimant may arrest both the vessel which is subject to the claimant's maritime lien and any "associated" vessel, which is any vessel owned or controlled by the same owner. Claimants could attempt to assert "sister ship" liability against a vessel in our Fleet for claims relating to another of our vessels.

**We may be subject to litigation that could have an adverse effect on us**

We are currently involved and may in the future be involved from time to time in litigation matters. These matters may include, among other things, contract disputes, personal injury claims, environmental claims or proceedings, toxic tort claims, employment matters, securities class actions claims and governmental claims for taxes or duties as well as other litigation that arises in the ordinary course of our business. We cannot predict with certainty the outcome of any claim or other litigation matter. The ultimate outcome of any litigation matter and the potential costs associated with prosecuting or defending such lawsuits, including the diversion of management's attention to these matters, could have an adverse effect on us and, in the event of litigation that could reasonably be expected to have a material adverse effect on us, could lead to an event of default under our credit facilities. For information regarding pending litigation claims, see Item 8A– Financial Information.— Consolidated Statements and Other Financial Information – Legal Proceedings."

**Risks Relating to our Common Units**

**The price of our common units may be volatile.**

The price of our common units may be volatile and may fluctuate due to factors including:

- our payment of cash distributions to our unitholders;
- actual or anticipated fluctuations in quarterly and annual results;
- fluctuations in the seaborne transportation industry, including fluctuations in the LNG carrier market;
- mergers and strategic alliances in the shipping industry;
- changes in governmental regulations or maritime self-regulatory organization standards;
- shortfalls in our operating results from levels forecasted by securities analysts; announcements concerning us or our competitors;
- the failure of securities analysts to publish research about us, or analysts making changes in their financial estimates;
- general economic conditions;
- terrorist acts;
- business interruptions caused by the recent outbreak of COVID-19;

- future sales of our units or other securities;
- investors' perception of us and the LNG shipping industry;
- the general state of the securities market; and
- other developments affecting us, our industry or our competitors.

Securities markets worldwide are experiencing significant price and volume fluctuations. The market price for our common units may also be volatile. This market volatility, as well as general economic, market or political conditions, could reduce the market price of our common units in spite of our operating performance.

**Increases in interest rates may cause the market price of our common units to decline.**

An increase in interest rates may cause a corresponding decline in demand for equity investments in general. Any such increase in interest rates or reduction in demand for our common units resulting from other relatively more attractive investment opportunities may cause the trading price of our common units to decline.

**Unitholders may have liability to repay distributions.**

Under some circumstances, unitholders may have to repay amounts wrongfully returned or distributed to them. Under the Partnership Act, we may not make a distribution to our unitholders if the distribution would cause our liabilities to exceed the fair value of our assets. Marshall Islands law provides that for a period of three years from the date of the impermissible distribution, limited partners who received the distribution and who knew at the time of the distribution that it violated Marshall Islands law will be liable to the limited partnership for the distribution amount. Assignees who become substituted limited partners are liable for the obligations of the assignor to make contributions to the Partnership that are known to the assignee at the time it became a limited partner and for unknown obligations if the liabilities could be determined from the Partnership Agreement. Liabilities to partners on account of their partnership interest and liabilities that are non-recourse to the partnership are not counted for purposes of determining whether a distribution is permitted.

**We may issue additional equity securities, including securities senior to the common units, without the approval of our common unitholders, which would dilute the ownership interests of the common unitholders.**

We may, without the approval of our common unitholders, issue an unlimited number of additional units or other equity securities, subject to the restriction in our \$675 Million Credit Facility that the Sponsor must own at least 30% of our total common units outstanding. In addition, we may issue an unlimited number of units that are senior to the common units in right of distribution, liquidation and voting. These sales could also impair our ability to raise additional capital through the sale of our equity securities in the future. The issuance by us of additional common units or other equity securities of equal or senior rank may have the following effects:

- our existing unitholders' proportionate ownership interest in us will decrease;
- the amount of cash available for distribution per unit may decrease;
- the relative voting strength of each previously outstanding unit may be diminished; and
- the market price of our common units may decline.

**We have been organized as a limited partnership under the laws of the Marshall Islands, which does not have a well-developed body of partnership law.**

We are organized in the Republic of the Marshall Islands, which does not have a well-developed body of case law or bankruptcy law and, as a result, unitholders may have fewer rights and protections under Marshall Islands law than under a typical jurisdiction in the United States. Our partnership affairs are governed by our Partnership Agreement and by the Partnership Act. The provisions of the Partnership Act resemble the limited partnership laws of a number of states in the United States, most notably Delaware. The Partnership Act also provides that it is to be applied and construed to make it uniform with the Delaware Revised Uniform Partnership Act and, so long as it does not conflict with the Partnership Act or decisions of the Marshall Islands courts, interpreted according to the non-statutory law (or case law) of the State of Delaware. There have been, however, few, if any, court cases in the Marshall Islands interpreting the Partnership Act, in contrast to Delaware, which has a fairly well-developed body of case law interpreting its limited partnership statute. Accordingly, we cannot predict whether Marshall Islands courts would reach the same conclusions as the courts in Delaware. For example, the rights of our unitholders and the fiduciary responsibilities of our General Partner under Marshall Islands law are not as clearly established as under judicial precedent in existence in Delaware. As a result, unitholders may have more difficulty in protecting their interests in the face of actions by our General Partner and its officers and directors than would unitholders of a similarly organized limited partnership in the United States. Further, the Republic of the Marshall Islands does not have a well-developed body of bankruptcy law. As such, in the case of a bankruptcy of our Partnership, there may be a delay of bankruptcy proceedings and the ability of unitholders and creditors to receive recovery after a bankruptcy proceeding.



**We are a "foreign private issuer" under New York Stock Exchange, or the NYSE, rules, and as such we are entitled to exemption from certain corporate governance standards of the NYSE applicable to domestic companies, and holders of our common units may not have the same protections afforded to unitholders of companies that are subject to all of the NYSE corporate governance requirements.**

We are a "foreign private issuer" under the securities laws of the United States and the rules of the NYSE. Under the securities laws of the United States, "foreign private issuers" are subject to different disclosure requirements than U.S. domiciled registrants, as well as different financial reporting requirements. As a foreign private issuer, we are exempt under the Exchange Act from, among other things, certain rules prescribing the furnishing and content of proxy statements, and our executive officers, directors and principal unitholders are exempt from the reporting and short-swing profit recovery provisions contained in Section 16 of the Exchange Act. In addition, we are not required under the Exchange Act to file periodic reports and financial statements with the SEC as frequently or as promptly as U.S. companies whose securities are registered under the Exchange Act, including the filing of quarterly reports or current reports on Form 8-K. Under the NYSE rules, a "foreign private issuer" is subject to less stringent corporate governance requirements. Subject to certain exceptions, the rules of the NYSE permit a "foreign private issuer" to follow its home country practice in lieu of the listing requirements of the NYSE.

A majority of our directors qualify as independent under the NYSE director independence requirements. However, we cannot assure you that we will continue to maintain an independent board in the future. In addition, we may have one or more non-independent directors serving as committee members on our compensation committee. As a result, non-independent directors may among other things, participate in fixing the compensation of our management, making share and option awards and resolving governance issues regarding our Partnership.

Accordingly, in the future holders of our common units may not have the same protections afforded to shareholders of companies that are subject to all of the NYSE corporate governance requirements.

For a description of our corporate governance practices, please see "Item 6. Directors, Senior Management and Employees."

**Because we are organized under the laws of the Marshall Islands, it may be difficult to serve us with legal process or enforce judgments against us, our directors or our management.**

We are organized under the laws of the Marshall Islands, and substantially all of our assets are located outside of the United States. In addition, our directors and officers generally are or will be non-residents of the United States, and all or a substantial portion of the assets of these non-residents are located outside the United States. As a result, it may be difficult or impossible for holders of our common units to bring an action against us or against these individuals in the United States if they believe that their rights have been infringed under securities laws or otherwise. Even if holders of our common units are successful in bringing an action of this kind, the laws of the Marshall Islands and of other jurisdictions may prevent or restrict them from enforcing a judgment against our assets or the assets of our directors or officers.

**Our Partnership Agreement designates the Court of Chancery of the State of Delaware as the sole and exclusive forum for any claims, suits, actions or proceedings, unless otherwise provided for by Marshall Islands law, for certain litigation that may be initiated by our unitholders, which could limit our unitholders' ability to obtain a favorable judicial forum for disputes with the Partnership.**

Our Partnership Agreement provides that, unless otherwise provided for by Marshall Islands law, the Court of Chancery of the State of Delaware will be the sole and exclusive forum for any claims that:

- arise out of or relate in any way to the Partnership Agreement (including any claims, suits or actions to interpret, apply or enforce the provisions of the Partnership Agreement or the duties, obligations or liabilities among limited partners or of limited partners to us, or the rights or powers of, or restrictions on, the limited partners or us);
- are brought in a derivative manner on our behalf;
- assert a claim of breach of a fiduciary duty owed by any director, officer or other employee of us or our General Partner, or owed by our General Partner, to us or the limited partners;
- assert a claim arising pursuant to any provision of the Partnership Act; or
- assert a claim governed by the internal affairs doctrine,

regardless of whether such claims, suits, actions or proceedings sound in contract, tort, fraud or otherwise, are based on common law, statutory, equitable, legal or other grounds, or are derivative or direct claims. Any person or entity purchasing or otherwise acquiring any interest in our common units shall be deemed to have notice of and to have consented to the provisions described above. This forum selection provision may limit our unitholders' ability to obtain a judicial forum that they find favorable for disputes with us or our directors, officers or other employees or unitholders.

**Provisions in our organizational documents may have anti-takeover effects.**

Our Partnership Agreement contains provisions that could make it more difficult for a third-party to acquire us without the consent of our Board of Directors. These provisions require approval of our Board of Directors and prior consent of our General Partner.

These provisions could also make it difficult for our unitholders to replace or remove our current Board of Directors or could have the effect of discouraging, delaying or preventing an offer by a third-party to acquire us, even if the third-party's offer may be considered beneficial by many unitholders. As a result, unitholders may be limited in their ability to obtain a premium for their common units.

**Risks Relating to our Indebtedness**

**Our debt levels could limit our liquidity and flexibility in obtaining additional financing and in pursuing other business opportunities.**

As of December 31, 2019, we had total outstanding long-term debt of \$663.0 million, consisting of amounts outstanding under our \$675 Million Credit Facility (as defined below). In addition, we have the ability to borrow an additional \$30 million under our interest free \$30 million revolving credit facility with our Sponsor, or the \$30 Million Revolving Credit Facility. On November 14, 2018, we extended our \$30 Million Revolving Credit Facility with our Sponsor for an additional five-year term on terms and conditions substantially similar to the existing credit facility. We expect that a large portion of our cash flow from operations will be used to repay the principal and interest on our outstanding indebtedness.

Our current indebtedness and future indebtedness that we may incur could affect our future operations, as a significant portion of our cash flow from operations will be dedicated to the payment of interest and principal on such debt and will not be available for other purposes. Our debt levels may limit our flexibility in obtaining additional financing, pursuing other business opportunities and paying distributions to unitholders. Covenants contained in our debt agreements may affect our flexibility in planning for, and reacting to, changes in our business or economic conditions, limit our ability to dispose of assets or place restrictions on the use of proceeds from such dispositions, withstand current or future economic or industry downturns and compete with others in our industry for strategic opportunities, and limit our ability to obtain additional financing for working capital, capital expenditures, acquisitions, general corporate and other purposes and our ability to make distributions to our unitholders. Under the terms of the \$675 Million Credit Facility, the Partnership restricted from paying distributions to its common unitholders while borrowings are outstanding under the \$675 Million Credit Facility.

Our ability to service our debt will depend upon, among other things, our future financial and operating performance, which will be affected by prevailing economic conditions and financial, business, regulatory and other factors, some of which are beyond our control. If our operating results are not sufficient to service our current or future indebtedness, we will be forced to take actions such as reducing or eliminating distributions to our unitholders, reducing or delaying our business activities, acquisitions, investments or capital expenditures, selling assets, restructuring or refinancing our debt, or seeking additional equity capital or bankruptcy protection. We may not be able to effect any of these remedies on satisfactory terms, or at all. Additionally, the ability of our Sponsor to perform its obligations under the \$30 Million Revolving Credit Facility will depend on a number of factors that may be beyond our control and may include, among other things, general economic conditions and the overall financial condition of our Sponsor.

**We may be unable to comply with covenants in our debt agreements or any future financial obligations that impose operating and financial restrictions on us.**

Certain of our existing and future debt agreements, which may be secured by mortgages on our vessels, impose and will impose certain operating and financial restrictions on us, including ensuring that the outstanding amount of the debt agreement does not exceed a certain percentage of the aggregate fair market value of the mortgaged vessel(s) under the applicable credit facility, restricting our operations or ability to incur additional debt, pay distributions consistent with our past practices or issue equity that would result in our Sponsor ceasing to directly own at least 30% of our total common partnership interest. The operating and financial restrictions and covenants in our \$675 Million Credit Facility (as defined below) and any new or amended credit facility we enter into in the future, could adversely affect our ability to finance future operations or capital needs or to engage, expand or pursue our business activities.

For example, our \$675 Million Credit Facility requires the consent of our lenders to, among other things:

- incur or guarantee indebtedness outside of our ordinary course of business;
- sell, lease, transfer or otherwise dispose of our assets;
- redeem, repurchase or otherwise reduce any of our equity or share capital; and
- declare or pay any dividend, charge, fee or distribution to our common unitholders (as described below).

Pursuant to the terms of the \$675 million Credit Facility, it is considered a change of control, which could allow the lenders to declare the facility payable within ten days, if, among other things, (i) Dynagas Holdings Ltd. ceases to own 30% of our total common units outstanding, (ii) any person or persons acting in concert (other than certain permitted holders as defined therein) own a higher percentage of our total common units than in Dynagas LNG Partners LP ("Parent") than our Sponsor and/or have the ability to control, either directly or indirectly, the affairs or composition of the majority of the board of directors or the board of managers of the Parent, (iii) Mr. George Prokopiou ceases to be our Chairman and/or member of our board, or (iv) Dynagas GP LLC ceases to be our general partner.

The \$675 Million Credit Facility also requires us to comply with the International Safety Management Code and to maintain valid safety management certificates and documents of compliance at all times and also comply with the following financial covenants:

- maintain cash and cash equivalents of not less than 8 per cent of our total liabilities; and
- maintain a consolidated leverage ratio of total liabilities to the aggregate market value of our total assets of no more than 0.7:1.0.

Should our charter rates or vessel values materially decline in the future, we may seek to obtain waivers or amendments from our lenders with respect to such financial ratios and covenants, or we may be required to take action to reduce our debt or to act in a manner contrary to our business objectives to meet any such financial ratios and satisfy any such financial covenants. Events beyond our control, including changes in the economic and business conditions in the shipping markets in which we operate, interest rate developments, changes in the funding costs of our banks and changes in vessel earnings and asset valuations and outbreaks of epidemic and pandemic of diseases, such as the recent outbreak of COVID-19, may affect our ability to comply with these covenants. We cannot assure you that we will meet these ratios or satisfy these covenants or that our lenders will waive any failure to do so or amend these requirements.

The operating restrictions contained in our existing and future debt agreements may prohibit or otherwise limit our ability to, among other things:

- obtain additional financing, if necessary, for working capital, capital expenditures, acquisitions or other purposes on favorable terms, or at all;
- make distributions to unitholders;
- incur additional indebtedness, create liens or issue guarantees;
- charter our vessels or change the terms of our existing charter agreements;
- sell, transfer or lease our assets or vessels or the shares of our vessel-owning subsidiaries;
- make investments and capital expenditures;
- reduce our partners' capital; and
- undergo a change in ownership or Manager.

A breach of any of the covenants in, or our inability to maintain the required financial ratios under, our current or future debt agreements would prevent us from borrowing additional money under such debt agreements and could result in a default thereunder. Therefore, we may need to seek permission from our lenders in order to engage in some actions. Our lenders' interests may be different from ours and we may not be able to obtain our lenders' permission when needed. This may limit our ability to pay distributions on our Series A Preferred Units and Series B Preferred Units, finance our future operations or capital requirements, make acquisitions or pursue business opportunities.

In addition, our credit facilities may prohibit the payment of distributions to our Series A and Series B preferred unitholders upon the occurrence of events of default under our debt agreement, which may include, among other things, the following:

- failure to pay any principal, interest, fees, expenses or other amounts when due;
- failure to observe any other agreement, security instrument, obligation or covenant beyond specified cure periods in certain cases;
- default under other indebtedness;
- an event of insolvency or bankruptcy;
- failure of any representation or warranty to be materially correct; and
- a change of control whereby the Partnership or its affiliates no longer hold, indirectly or directly, 100% of the interests in Arctic LNG Carriers.

A violation of any of the provisions contained in our existing or future debt agreements may constitute an event of default under such debt agreement, which, unless cured or waived or modified by our lenders, provides our lenders with the right to, among other things, declare the outstanding debt, together with accrued interest and other fees, to be immediately due and payable, or to require us to post additional collateral, enhance our equity and liquidity, increase our interest payments, pay down our indebtedness to a level where we are in compliance with our loan covenants, sell vessels in our Fleet, reclassify our indebtedness as current liabilities and accelerate our indebtedness and foreclose their liens on our vessels and the other assets securing the credit facilities, which would impair our ability to continue to conduct our business.

See "Item 5. Operating and Financial Review and Prospects—B. Liquidity and Capital Resources."

#### **Risks Relating to our Series A and Series B Preferred Units**

**Our Series A Preferred Units and our Series B Preferred Units are subordinate to our indebtedness, and the interests of holders of Series A Preferred Units and Series B Preferred Units could be diluted by the issuance of additional preferred units, including additional Series A Preferred Units or Series B Preferred Units, and by other transactions.**

Our Series A Preferred Units and our Series B Preferred Units are subordinated to all of our existing and future indebtedness. The payment of principal and interest on our debt reduces cash available for distributions and therefore, our ability to pay distributions on, redeem at our option or pay the liquidation preference on our Series A Preferred Units and our Series B Preferred Units in liquidation or otherwise may be subject to prior payments due to the holders of our indebtedness.

The issuance of additional limited partner interests on a parity with or senior to our Series A Preferred Units and Series B Preferred Units would dilute the interests of the holders of our Series A Preferred Units and Series B Preferred Units, as applicable, and any issuance of senior securities or parity securities or additional indebtedness could affect our ability to pay distributions on, redeem or pay the liquidation preference on our Series A Preferred Units and our Series B Preferred Units. No provisions relating to our Series A Preferred Units and our Series B Preferred Units protect the holders of our Series A Preferred Units and our Series B Preferred Units, as applicable, in the event of a highly leveraged or other transaction, including a merger or the sale, lease or conveyance of all or substantially all of our assets or business, which might adversely affect the holders of our Series A Preferred Units and our Series B Preferred Units.

**In the event of any liquidation event, the amount of your liquidation preference is fixed and you will have no right to receive any greater payment regardless of the circumstances.**

In the event of any liquidation, dissolution or winding up of our affairs, whether voluntary or involuntary, the payment due upon a liquidation event is fixed at a redemption price of \$25.00 per unit plus an amount equal to all accumulated and unpaid distributions up to, and including, the date of liquidation. If, in the case of a liquidation event, there are remaining assets to be distributed after payment of this amount, you will have no right to receive or to participate in these amounts. Furthermore, if the market price of your Series A Preferred Units or your Series B Preferred Units is greater than the applicable liquidation preference, you will have no right to receive the market price from us upon our liquidation.

**As a holder of Series A Preferred Units or Series B Preferred Units, you have extremely limited voting rights.**

Your voting rights as a holder of Series A Preferred Units or Series B Preferred Units are extremely limited. Our common units are the only class of limited partner interests carrying full voting rights. Holders of the Series A Preferred Units and Series B Preferred Units generally have no voting rights. However, in the event that six quarterly distributions, whether consecutive or not, payable on our Series A Preferred Units or our Series B Preferred Units or any other parity securities (if applicable), are in arrears, the holders of such Series A Preferred Units or Series B Preferred Units will have the right, voting together as a class with all other classes or series of parity securities (if applicable) upon which like voting rights have been conferred and are exercisable, to elect one additional director to serve on our Board of Directors, and the size of our Board of Directors will be increased as needed to accommodate such change (unless the holders of Series A Preferred Units, Series B Preferred Units, and parity securities (if applicable) upon which like voting rights have been conferred, voting as a class, have previously elected a member of our Board of Directors, and such director continues then to serve on the Board of Directors). The right of such holders of Series A Preferred Units and Series B Preferred Units to elect a member of our Board of Directors will continue until such time as all accumulated and unpaid distributions on the Series A Preferred Units and Series B Preferred Units have been paid in full.

**Market interest rates may adversely affect the value of our Series A Preferred Units and our Series B Preferred Units.**

One of the factors that will influence the price of our Series A Preferred Units and our Series B Preferred Units will be the distribution yield on such Series A Preferred Units and the Series B Preferred Units (as a percentage of the price of our Series A Preferred Units or our Series B Preferred Units, as applicable) relative to market interest rates. An increase in market interest rates may lead prospective purchasers of our Series A Preferred Units or our Series B Preferred Units to expect a distribution yield higher than what is paid on the applicable Series A Preferred Units or Series B Preferred Units, and higher interest rates would likely increase our borrowing costs which could potentially decrease funds available for distributions to our unitholders. Accordingly, higher market interest rates could cause the market price of our Series A Preferred Units or our Series B Preferred Units to decrease.

**The Series A Preferred Units and the Series B Preferred Units are redeemable at our option.**

We may redeem, at our option, all or, from time to time, part of the Series A Preferred Units on or after August 12, 2020. If we redeem your Series A Preferred Units, you will be entitled to receive a redemption price equal to \$25.00 per unit plus an amount equal to all accumulated and unpaid distributions thereon to the date of redemption. We may redeem, at our option, all or, from time to time, part of our Series B Preferred Units on or after November 22, 2023. If we redeem your Series B Preferred Units, you will be entitled to receive a redemption price equal to \$25.00 per unit plus an amount equal to all accumulated and unpaid distributions thereon to the date of redemption. It is likely that we would choose to exercise our optional redemption right only when prevailing interest rates have declined, which would adversely affect your ability to reinvest your proceeds from the redemption in a comparable investment with an equal or greater yield to the yield on the applicable series of the preferred units had such series of preferred units not been redeemed. We may elect to exercise our partial redemption right on multiple occasions.

**We continuously evaluate potential transactions which we believe enhance unitholder value or are in the best interests of the Partnership, the announcement of which may have an adverse effect on unitholders and other stakeholders.**

We continuously evaluate potential transactions that we believe will be accretive to earnings, enhance unitholder value or are in the best interests of the Partnership, which may include pursuit of other business combinations, the acquisition of vessels or related businesses, the expansion of our operations, repayment of existing debt, unit repurchases, short term investments, going private transactions or other transactions. The announcement and pendency of any such transaction could have an adverse effect on our unitholders, relationships with customers and third-party service providers.

**Risks Relating to Conflicts of Interest**

**Our Sponsor, our General Partner and their respective affiliates own a significant interest in us and have conflicts of interest and limited duties to us and our common unitholders, which may permit them to favor their own interests to your detriment.**

Members of the Prokopiou Family control our Sponsor, our Manager and our General Partner. Our Sponsor currently owns 15,595,000 of our common units, representing approximately 44% of the outstanding common units and our General Partner owns a 0.1% General Partner interest in us and 100% of our incentive distribution rights and therefore may have considerable influence over our actions. Our \$675 Million Credit Facility requires that our Sponsor owns at least 30% of our total common units outstanding. The interests of our Sponsor and the members of the Prokopiou Family may be different from your interests and the relationships described above could create conflicts of interest. We cannot assure you that any conflicts of interest will be resolved in your favor.

Conflicts of interest exist and may arise in the future as a result of the relationships between our General Partner and its affiliates, including Dynagas Holding Ltd., on the one hand, and us and our unaffiliated limited partners, on the other hand. Our General Partner has a fiduciary duty to make any decisions relating to our management in a manner beneficial to us and our unitholders. Similarly, our Board of Directors has fiduciary duties to manage us in a manner beneficial to us, our General Partner and our limited partners. Certain of our officers and directors will also be officers of our Sponsor or its affiliates and will have fiduciary duties to our Sponsor or its affiliates that may cause them to pursue business strategies that disproportionately benefit our Sponsor or its affiliates or which otherwise are not in the best interests of us or our unitholders. As a result of these relationships, conflicts of interest may arise between us and our unaffiliated limited partners on the one hand, and our Sponsor and its affiliates, including our General Partner, on the other hand. Although a majority of our directors are elected by our common unitholders, our General Partner, through its appointed directors, has certain influence on decisions made by our Board of Directors. Our Board of Directors has a Conflicts Committee comprised of independent directors. Our Board of Directors may, but is not obligated to, seek approval of the Conflicts Committee for resolutions of conflicts of interest that may arise as a result of the relationships between our Sponsor and its affiliates, on the one hand, and us and our unaffiliated limited partners, on the other hand. The resolution of these conflicts may not be in the best interest of us or our unitholders. We, our officers and directors and our General Partner will not owe any fiduciary duties to holders of the Series A Preferred Units and Series B Preferred Units other than a contractual duty of good faith and fair dealing pursuant to the Partnership Agreement. There can be no assurance that a conflict of interest will be resolved in favor of us.

These conflicts include, among others, the following situations:

- neither our Partnership Agreement nor any other agreement requires our Sponsor or our General Partner or their respective affiliates to pursue a business strategy that favors us or utilizes our assets, and their officers and directors have a fiduciary duty to make decisions in the best interests of their respective unitholders, which may be contrary to our interests;

- our Partnership Agreement provides that our General Partner may make determinations or take or decline to take actions without regard to our or our unitholders' interests. Specifically, our General Partner may exercise its call right, pre-emptive rights, registration rights or right to make a determination to receive common units in exchange for resetting the target distribution levels related to the incentive distribution rights, consent or withhold consent to any merger or consolidation of the Partnership, appoint certain directors or vote for the election of any director, vote or refrain from voting on amendments to our Partnership Agreement that require a vote of the outstanding units, voluntarily withdraw from the Partnership, transfer (to the extent permitted under our Partnership Agreement) or refrain from transferring its units, the General Partner interest or incentive distribution rights or vote upon the dissolution of the Partnership;
- our General Partner and our directors and officers have limited their liabilities and any fiduciary duties they may have under the laws of the Marshall Islands, while also restricting the remedies available to our unitholders, and, as a result of purchasing common units, unitholders are treated as having agreed to the modified standard of fiduciary duties and to certain actions that may be taken by the General Partner and our directors and officers, all as set forth in the Partnership Agreement;
- our General Partner and our Manager are entitled to reimbursement of all reasonable costs incurred by them and their respective affiliates for our benefit; our Partnership Agreement does not restrict us from paying our General Partner and our Manager or their respective affiliates for any services rendered to us on terms that are fair and reasonable or entering into additional contractual arrangements with any of these entities on our behalf;
- our General Partner may exercise its right to call and purchase our common units if it and its affiliates own more than 80% of our common units; and is not obligated to obtain a fairness opinion regarding the value of the common units to be repurchased by it upon the exercise of its limited call right; and
- although a majority of our directors are elected by common unitholders, our General Partner will likely have substantial influence on decisions made by our Board of Directors.

**Our General Partner has limited its liability regarding our obligations.**

Our General Partner has limited its liability under contractual arrangements so that the other party has recourse only to our assets and not against our General Partner or its assets or any affiliate of our General Partner or its assets. The Partnership Agreement provides that any action taken by our General Partner to limit its or our liability is not a breach of our General Partner's fiduciary duties owed to common unitholders or a breach of our General Partner's contractual duty of good faith and fair dealing to holders of the Series A and Series B Preferred Units even if we could have obtained terms that are more favorable without the limitation on liability.

**Neither our Partnership Agreement nor any other agreement requires our Sponsor to pursue a business strategy that favors us or utilizes our assets or dictates what markets to pursue or grow. Our Sponsor's directors and executive officers have a fiduciary duty to make these decisions in the best interests of the shareholders of our Sponsor, which may be contrary to our interests.**

Because certain of our officers and directors are also officers of our Sponsor and its affiliates, such directors have fiduciary duties to our Sponsor and its affiliates that may cause them to pursue business strategies that disproportionately benefit our Sponsor, or which otherwise are not in the best interests of us or our unitholders.

**Our General Partner is allowed to take into account the interests of parties other than us, such as our Sponsor.**

Our Partnership Agreement contains provisions that reduce the standards to which our General Partner would otherwise be held by Marshall Islands fiduciary duty law. For example, our Partnership Agreement permits our General Partner to make a number of decisions in its individual capacity, as opposed to in its capacity as our General Partner. This entitles our General Partner to consider only the interests and factors that it desires, and it has no duty or obligations to give any consideration to any interest of or factors affecting us, our affiliates or any unitholder. Decisions made by our General Partner in its individual capacity will be made by its sole owner, Dynagas Holding Ltd. Specifically, our General Partner will be considered to be acting in its individual capacity if it exercises its call right, pre-emptive rights, registration rights or right to make a determination to receive common units in a resetting of the target distribution levels related to its incentive distribution rights, consents or withholds consent to any merger or consolidation of the Partnership, appoints any directors or votes for the election of any director, votes or refrains from voting on amendments to our Partnership Agreement that require a vote of the outstanding units, voluntarily withdraws from the Partnership, transfers (to the extent permitted under our Partnership Agreement) or refrains from transferring its units, General Partner interest or incentive distribution rights it owns or votes upon the dissolution of the Partnership.

**Substantial future sales of our common units in the public market could cause the price of our common units to fall.**

We have granted registration rights to our Sponsor and certain its affiliates pursuant to our Partnership Agreement. These unitholders have the right, subject to some conditions, to require us to file registration statements covering any of our common or other equity securities owned by them or to include those securities in registration statements that we have or may file for ourselves or other unitholders. As of the date of this Annual Report, our Sponsor owns 15,595,000 common units. Following their registration and sale under the applicable registration statement, those securities will become freely tradable. Any sale by our Sponsor of a number of our common units or other securities could cause the price of our common units to decline.

**Common unitholders, holders of our Series A Preferred Units, and holders of our Series B Preferred Units have no right to enforce obligations of our General Partner and its affiliates under agreements with us.**

Any agreements between us, on the one hand, and our General Partner and its affiliates, on the other, do not and will not grant to the holders of our common units, Series A Preferred Units and Series B Preferred Units separate and apart from us, the right to enforce the obligations of our General Partner and its affiliates in our favor.

**Contracts between us, on the one hand, and our General Partner and its affiliates, on the other, will not be the result of arm's-length negotiations.**

Neither our Partnership Agreement nor any of the other agreements, contracts and arrangements between us and our General Partner and its affiliates are or will be the result of arm's-length negotiations. Our Partnership Agreement generally provides that any affiliated transaction, such as an agreement, contract or arrangement between us and our General Partner and its affiliates, must be:

- on terms no less favorable to us than those generally being provided to or available from unrelated third-parties; or
- "fair and reasonable" to us, taking into account the totality of the relationships between the parties involved (including other transactions that may be particularly favorable or advantageous to us).

Our Manager, which provides our executive officers and certain management and administrative services to us, may also enter into additional contractual arrangements with any of its affiliates on our behalf; however, there is no obligation of any affiliate of our Manager to enter into any contracts of this kind.

**Common units are subject to our General Partner's limited call right.**

Our General Partner may exercise its right to call and purchase common units as provided in the Partnership Agreement or assign this right to one of its affiliates or to us. Our General Partner may use its own discretion, free of fiduciary duty restrictions, in determining whether to exercise this right. Our General Partner is not obligated to obtain a fairness opinion regarding the value of the common units to be repurchased by it upon the exercise of this limited call right. As a result, a common unitholder may have common units purchased from the unitholder at an undesirable time or price.

**We may choose not to retain separate counsel for ourselves or for the holders of common units.**

The attorneys, independent accountants and others who perform services for us have been retained by our Board of Directors. Attorneys, independent accountants and others who perform services for us are selected by our Board of Directors or the Conflicts Committee and may perform services for our General Partner and its affiliates. We may retain separate counsel for ourselves or the holders of common units in the event of a conflict of interest between our General Partner and its affiliates, on the one hand, and us or the holders of common units, on the other, depending on the nature of the conflict. We do not intend to do so in most cases.

**Tax Risks**

In addition to the following risk factors, please see "Item 10. Additional Information—E. Taxation" for a more complete discussion of the material Marshall Islands and United States federal income tax consequences of owning and disposing of our common units.

**We may be subject to taxes, which will reduce our cash available for distribution to our unitholders.**

We and our subsidiaries may be subject to tax in the jurisdictions in which we are organized or operate, reducing the amount of cash available for distribution. In computing our tax obligation in these jurisdictions, we are required to take various tax accounting and reporting positions on matters that are not entirely free from doubt and for which we have not received rulings from the governing authorities. We cannot assure you that upon review of these positions the applicable authorities will agree with our positions. A successful challenge by a tax authority could result in additional tax imposed on us or our subsidiaries, further reducing the cash available for distribution. In addition, changes in our operations or ownership could result in additional tax being imposed on us or our subsidiaries in jurisdictions in which operations are conducted. Please see "Item 10. Additional Information—E. Taxation"

**We may have to pay tax on United States-source income, which would reduce our earnings and cash flow.**

Under the U.S. Internal Revenue Code of 1986, as amended, or the Code, the United States source gross transportation income of a ship-owning or chartering corporation, such as ourselves, generally is subject to a 4% United States federal income tax, unless such corporation qualifies for exemption from tax under a tax treaty or Section 883 of the Code and the Treasury Regulations promulgated thereunder. U.S. source gross transportation income consists of 50% of the gross shipping income that is attributable to transportation that begins or ends, but that does not both begin and end, in the United States.

Based on advice we received from Seward & Kissel LLP, our United States counsel, we believe we qualified for this statutory tax exemption for our taxable year ended December 31, 2019, and we intend to take this position for United States federal income tax reporting purposes. However, there are factual circumstances beyond our control that could cause us to lose the benefit of this tax exemption in future taxable years and thereby become subject to the 4% United States federal income tax described above. It is noted that holders of our common units are limited to owning 4.9% of the voting power of such common units. Assuming that such limitation is treated as effective for purposes of determining voting power under Section 883, then our 5% Unitholders could not own 50% or more of our common units. If contrary to these expectations, our 5% Unitholders were to own 50% or more of the common units, we would not qualify for exemption under Section 883 unless we could establish that among the closely-held group of 5% Unitholders, there are sufficient 5% Unitholders that are qualified stockholders for purposes of Section 883 to preclude non-qualified 5% Unitholders in the closely-held group from owning 50% or more of our common units for more than half the number of days during the taxable year. In order to establish this, sufficient 5% Unitholders that are qualified stockholders would have to comply with certain documentation and certification requirements designed to substantiate their identity as qualified stockholders. These requirements are onerous and there can be no assurance that we would be able to satisfy them. The imposition of this taxation could have a negative effect on our business and would result in decreased earnings and cash available for distribution payments to our unitholders. For a more detailed discussion, see "Item 10. Additional Information—E. Taxation."

**United States tax authorities could treat us as a "passive foreign investment company," which would have adverse United States federal income tax consequences to United States unitholders.**

A non-U.S. entity treated as a corporation for United States federal income tax purposes will be treated as a "passive foreign investment company" (or PFIC) for U.S. federal income tax purposes if at least 75% of its gross income for any taxable year consists of "passive income" or at least 50% of the average value of its assets produce, or are held for the production of, "passive income." For purposes of these tests, "passive income" includes dividends, interest, gains from the sale or exchange of investment property, and rents and royalties other than rents and royalties that are received from unrelated parties in connection with the active conduct of a trade or business. For purposes of these tests, income derived from the performance of services does not constitute "passive income." U.S. shareholders of a PFIC are subject to a disadvantageous United States federal income tax regime with respect to the income derived by the PFIC, the distributions they receive from the PFIC, and the gain, if any, they derive from the sale or other disposition of their interests in the PFIC. Based on our current and projected method of operation, and on an opinion of our United States counsel, Seward & Kissel LLP, we believe that we were not a PFIC in the year ended December 31, 2019 and do not expect to be a PFIC for any future taxable year. We have received an opinion of our United States counsel in support of this position that concludes that the income our subsidiaries earned from certain of our time-chartering activities should not constitute passive income for purposes of determining whether we are a PFIC. In addition, we have represented to our United States counsel that we expect that more than 25% of our gross income for the year ended December 31, 2019 and each future year will arise from such time-chartering activities or other income which does not constitute passive income, and more than 50% of the average value of our assets for each such year will be held for the production of such non passive income. Assuming the composition of our income and assets is consistent with these expectations, and assuming the accuracy of other representations we have made to our United States counsel for purposes of their opinion, our United States counsel is of the opinion that we should not be a PFIC for the year ended December 31, 2019 year or any future year. This opinion is based and its accuracy is conditioned on representations, valuations and projections provided by us regarding our assets, income and charters to our United States counsel. While we believe these representations, valuations and projections to be accurate, the shipping market is volatile and no assurance can be given that they will continue to be accurate at any time in the future.

While Seward & Kissel LLP, our United States counsel, has provided us with an opinion in support of our position, the conclusions reached are not free from doubt, and it is possible that the United States Internal Revenue Service, or the IRS, or a court could disagree with this position. In addition, although we intend to conduct our affairs in a manner to avoid being classified as a PFIC with respect to each taxable year, we cannot assure you that the nature of our operations will not change in the future and that we will not become a PFIC in any taxable year. If the IRS were to find that we are or have been a PFIC for any taxable year (and regardless of whether we remain a PFIC for subsequent taxable years), our U.S. unitholders would face adverse United States federal income tax consequences. See "Item 10. Additional Information—E. Taxation" for a more detailed discussion of the United States federal income tax consequences to United States unitholders if we are treated as a PFIC.



**ITEM 4.****INFORMATION ON THE PARTNERSHIP****A. HISTORY AND DEVELOPMENT OF THE PARTNERSHIP**

Dynagas LNG Partners LP was organized as a limited partnership in the Republic of the Marshall Islands on May 30, 2013 for the purpose of owning, operating, and acquiring LNG carriers and other business activities incidental thereto. In October 2013, we acquired from our Sponsor three LNG carriers, the *Clean Energy*, the *Ob River* and the *Amur River* (formerly named the *Clean Force*), which we refer to as our Initial Fleet. In November 2013, we completed our underwritten IPO pursuant to which, the Partnership offered and sold 8,250,000 common units to the public at \$18.00 per common unit, and in connection with the closing of the IPO, the Partnership's Sponsor, Dynagas Holding Ltd., a company beneficially wholly owned by Mr. Georgios Prokopiou, the Partnership's Chairman and major unitholder and certain of his close family members, offered and sold 4,250,000 common units to the public at \$18.00 per common unit. In connection with the IPO, the Partnership entered into certain agreements including: (a) an omnibus agreement with the Sponsor, which provided the Partnership the right to purchase certain identified liquefied natural gas ("LNG") carrier vessels at a purchase price to be determined pursuant to the terms and conditions contained therein and, (b) a \$30 million Revolving Credit Facility with the Sponsor to be used for general Partnership purposes.

Pursuant to the Omnibus Agreement, which has been amended since the IPO, that we, and certain of our subsidiaries, have entered into with our Sponsor and our General Partner, we have the right (but not the obligation), subject to certain conditions, to acquire from our Sponsor the Optional Vessels.

As of the date of this Annual Report, we have outstanding 35,490,000 common units, 35,526 general partner units, 3,000,000 9.00% Series A Cumulative Redeemable Preferred Units, or the Series A Preferred Units and 2,200,000 Series B Fixed to Floating Cumulative Redeemable Perpetual Preferred Units or the Series B Preferred Units. Our Sponsor currently beneficially owns approximately 44.0% of the equity interests in the Partnership (excluding the Series A Preferred Units and the Series B Preferred Units) and 100% of our General Partner, which owns a 0.1% General Partner interest in the Partnership and 100% of our incentive distribution rights. Our Sponsor does not own any Series A Preferred Units or Series B Preferred Units. On October 30, 2019, we redeemed the entire outstanding balance of our 6.25% Senior Unsecured Notes due 2019, or our 2019 Notes, of \$250 million aggregate principal amount using proceeds from the \$675 Million Credit Facility (as described below) together with cash on hand. Our common units, our Series A Preferred Units and our Series B Preferred Units trade on the New York Stock Exchange, or NYSE, under the symbols "DLNG", "DLNG PR A" and "DLNG PR B", respectively.

. Our principal executive offices are located at Poseidonos Avenue and Foivis 2 Street 166 74 Glyfada, Athens, Greece. Our website is [www.dynagaspartners.com](http://www.dynagaspartners.com). The SEC maintains an Internet site that contains reports, proxy and information statements, and other information regarding issuers that file electronically with the SEC. The address of the SEC's internet site is [www.sec.gov](http://www.sec.gov). None of the information contained on these websites is incorporated into or forms a part of this annual report. For more information, please see "Item 5. Operating and Financial Review and Prospects—B. Liquidity and Capital Resources—Our Borrowing Activities."

*Vessel Acquisitions*

Following our IPO we expanded our Initial Fleet and in 2014 and 2015 we acquired the *Arctic Aurora*, the *Yenisei River* and the *Lena River*, each a 2013-built ice class liquefied natural gas carrier, and the related time charter contracts, from our Sponsor, pursuant to our right to acquire such vessels under the Omnibus Agreement in effect at that time.

*Debt Financing*

On September 18, 2019, we entered into the \$675 Million Credit Facility for the purpose of refinancing the Partnership's existing total indebtedness under the \$480.0 Million Term Loan B, or the Term Loan B, and the 2019 Notes. All amounts under the \$675 Million Credit Facility were drawn on September 25, 2019, utilizing \$470.4 million to repay the Partnership's outstanding principal of its Term Loan B. The remaining amounts drawn together with cash on hand were utilized to repay the \$250 million aggregate principal amount of the 2019 Notes at their maturity on October 30, 2019. Please see – "Item 5. Operating and Financial Review and Prospects – B. Liquidity and Capital Resources - \$675 Million Credit Facility."

**B. BUSINESS OVERVIEW**

Since our IPO in November 2013 we have been a growth-oriented limited partnership focused on owning and operating LNG carriers growing our fleet from three vessels at the time of our IPO to six vessels at the end of 2015. However, as a result of the significant challenges facing the listed midstream energy MLP industry, our cost of equity capital remained elevated for a prolonged period, making the funding of new acquisitions challenging. While our rights under the Omnibus Agreement to acquire the Optional Vessels from our Sponsor provide us with significant built-in growth opportunities, the decline in the price of our common units makes the current price levels not conducive to the funding such acquisitions with equity at this time. All of the vessels in our Fleet are currently contracted on time charters with international energy companies, including Gazprom, Equinor and Yamal, which we expect to provide us with the benefits of fixed-fee contracts, predictable cash flows and high utilization rates.

We are currently focusing our capital allocation on debt repayment, prioritizing balance sheet strength, in order to reposition the Partnership for potential future growth if our cost of capital allows us to access debt and equity capital on acceptable terms. As a result, if we are able to raise new debt or equity capital on terms acceptable to the Partnership in the future, we intend to leverage the reputation, expertise and relationships with our charterers, our Sponsor and our Manager in growing our core business and potentially pursuing further business and growth opportunities in transportation of energy or other energy-related projects including floating storage regassification units, LNG infrastructure projects, maintaining cost-efficient operations and providing reliable seaborne transportation services to our current and prospective charterers. In addition, as opportunities arise, we may acquire additional vessels from our Sponsor and from third-parties and/or engage in investment opportunities incidental to the LNG or energy industry. In connection with such plans for growth, we may enter into additional financing arrangements, refinance existing arrangements or arrangements that our Sponsor, its affiliates, or such third party sellers may have in place for vessels and businesses that we may acquire, and, subject to favorable market conditions, we may raise capital in the public or private markets, including through incurring additional debt, debt or equity offerings of our securities or in other transactions. However, we cannot assure you that we will grow or maintain the size of our Fleet or that we will continue to pay the per unit distributions in the amounts that we have paid in the past or at all or that we will be able to execute our plans for growth. For further information on the risks associated with our business, please see "Item 3. Key Information—D. Risk Factors".

## Our Fleet

As of April 16, 2020, we owned and operated a fleet of six LNG carriers, consisting of the three modern steam turbine LNG carriers in our Initial Fleet, the *Clean Energy*, the *Ob River* and the *Amur River* (formerly named the *Clean Force*), and three modern tri-fuel diesel electric (TFDE) propulsion technology Ice Class LNG carriers that we additionally acquired from our Sponsor the *Arctic Aurora*, the *Yenisei River*, and the *Lena River*, which we collectively refer to as our "Fleet." As of April 16, 2020, the vessels in our Fleet had an average age of 9.7 years and are contracted under multi-year charters with an average remaining charter term of approximately 8.5 years. All of the vessels in our Fleet vessels are currently employed or are contracted to be employed on multi-year time charters with international energy companies such as Gazprom, Equinor and Yamal.

Since the end of the first fiscal year following our IPO, which occurred in November 2013 and as of the date of this Annual Report, we have increased the total capacity of the vessels in our Fleet by approximately 104% and as of the date of this Annual Report, the estimated contracted revenue backlog of our Fleet was approximately \$1.23 billion, \$0.17 billion of which is a variable hire element contained in certain time charter contracts with Yamal. The variable hire rate on these time charter contracts with Yamal is calculated based on two components—a capital cost component and an operating cost component. The capital cost component is a fixed daily amount. The daily amount of the operating cost component, which is intended to pass the operating costs of the vessel to the charterer in their entirety including dry-docking costs, is set annually and adjusted at the end of each year to compensate us for the actual costs we incur in operating the vessel. Dry-docking expenses are budgeted in advance within the year of the dry-dock and are reimbursed by Yamal immediately following the dry-dock. The actual amount of revenues earned in respect of such operating cost component of such variable hire rate may therefore differ from the amounts included in the revenue backlog estimate due to the annual variations in the respective vessels' operating costs. The average remaining contract duration is approximately 8.5 years. The estimated contracted revenue backlog of our Fleet excludes options to extend and assumes full utilization for the full term of the charter. The actual amount of revenues earned and the actual periods during which revenues are earned may differ from the amounts and periods described above due to, for example, off-hire for maintenance projects, downtime, scheduled or unscheduled dry-docking, cancellation or early termination of vessel employment agreements, and other factors that may result in lower revenues than our average contract backlog per day. Our Fleet is managed by our Manager, Dynagas Ltd., a company controlled by Mr. Georgios Prokopiou. See "Item 7. Major Unitholders and Related Party Transactions—B. Related Party Transactions."

All of the vessels in our Fleet other than the *Clean Energy* have been assigned with Lloyds Register Ice Class notation 1A FS, or Ice Class, equivalent to ARC4 of the Russian Maritime Register of Shipping Rules, designation for hull and machinery and are fully winterized, which means that they are designed to call at ice-bound and harsh environment terminals and to withstand temperatures up to minus 30 degrees Celsius. According to Drewry, as of March 2020, only 31 LNG carriers, representing 5.5% of the LNG vessels in the global LNG fleet, have an Ice Class 1A and Ice-class 1A super designation or equivalent rating. Moreover, in 2012, we were the first company in the world to operate LNG carriers on the Northern Sea Route, which is a shipping lane from the Atlantic Ocean to the Pacific Ocean entirely in Arctic waters, and continue to be one of a limited number of vessel operators to currently do so. In addition, we believe that each of the vessels in our Fleet is optimally sized with a carrying capacity of between approximately 150,000 and 155,000 cbm, which allows us to maximize operational flexibility as such medium-to-large size LNG vessels are compatible with most existing LNG terminals around the world. We believe that these specifications enhance our trading capabilities and future employment opportunities because they provide greater diversity in the trading routes available to our charterers

We believe that the key characteristics of each of the vessels in our Fleet include the following:

- optimal sizing with a carrying capacity of between approximately 150,000 and 155,000 cbm (which is a medium- to large-size class of LNG carrier) that maximizes operational flexibility as such vessel is compatible with most existing LNG terminals around the world;

- the vessels in our Fleet consist of two series of sister vessels, which are vessels built at the same shipyard, Hyundai Heavy Industries Co. Ltd., that share (i) a near-identical hull and superstructure layout, (ii) similar displacement, and (iii) roughly comparable features and equipment;
- utilization of a membrane containment system that uses insulation built directly into the hull of the vessel with a membrane covering inside the tanks designed to maintain integrity and that uses the vessel's hull to directly support the pressure of the LNG cargo, which we refer to as a "membrane containment system" (see "—The International Liquefied Natural Gas (LNG) Shipping Industry—The LNG Fleet" for a description of the types of LNG containment systems); and
- double-hull construction, based on the current LNG shipping industry standard.

According to Drewry, as of March 31, 2020, there were only 52 LNG carriers in the worldwide LNG trading fleet, including the six vessels in our Fleet, in the size range of 149,000-155,000 cbm, of which 45 have membrane cargo containment system. There are no LNG carriers in the same size segment in the order book, which has a moss spherical containment system, a well-established spherical containment system designed in Norway which has been in use for many years. The following table sets forth additional information about our Fleet as of the date of this Annual Report:

Vessel Name	Year Built	Cargo Capacity (cbm)	Ice Class	Propulsion	Charterer	Earliest Charter Expiration	Latest Charter Expiration	Latest Charter Expiration including options to extend
<i>Clean Energy</i>	2007	149,700	No	Steam	Gazprom	March 2026	April 2026	n/a
<i>Ob River</i>	2007	149,700	Yes	Steam	Gazprom	March 2028	May 2028	n/a
<i>Amur River</i>	2008	149,700	Yes	Steam	Gazprom	June 2028	July 2028	n/a
<i>Arctic Aurora</i>	2013	155,000	Yes	TFDE *	Equinor	July 2021	September 2021 <sup>(1)</sup>	September 2023 <sup>(1)</sup>
<i>Yenisei River</i>	2013	155,000	Yes	TFDE *	Yamal	Q4 2033	Q2 2034	Q2 2049 <sup>(2)</sup>
<i>Lena River</i>	2013	155,000	Yes	TFDE *	Yamal	Q2 2034	Q3 2034	Q4 2049 <sup>(3)</sup>

\* As used in this Annual Report, "TFDE" refers to tri-fuel diesel electric propulsion system.

- On August 2, 2018, the *Arctic Aurora* was delivered to Equinor under a time charter contact with an initial term of three years +/- 30 days. This charter is in direct continuation of the vessel's previous charter with Equinor, which means that this new charter commenced immediately following the prior charter. Equinor will have the option to extend the charter term by two consecutive 12-month periods at escalated rates.
- On August 14, 2018, the *Yenisei River* was delivered early to Yamal immediately upon completion of its mandatory statutory class five-year special survey and dry-docking, pursuant to an addendum to the charter party with Yamal under which we agreed to extend the firm charter period from 15 years to 15 years plus 180 days. The charter contract for the *Yenisei River* with Yamal in the Yamal LNG Project has an initial term of 15.5 years, which may be extended at Charterers' option by three consecutive periods of five years.
- On July 1, 2019, the *Lena River* commenced employment under its long term charter with Yamal. The charter contract for the *Lena River* with Yamal in the Yamal LNG Project has an initial term of 15 years, which may be extended at Charterers' option by three consecutive periods of five years..

#### The Optional Vessels

In connection with the closing of our IPO, we entered in an Omnibus Agreement with our Sponsor and our General Partner that initially provided us with the right to acquire from our Sponsor the Initial Optional Vessels, of which we acquired the *Arctic Aurora*, the *Yenisei River* and the *Lena River*. The purchase options for the remaining four Initial Optional Vessels expired unexercised.

Following an amendment and restatement of the Omnibus Agreement in April 2016, we were also provided the right to acquire from our Sponsor (for a certain period of time) its interest in joint venture with Sinotrans and China LNG Shipping, which is a 49% ownership interest in each of the five entities that each owns a 172,000 cubic meter ARC7 LNG carrier and the related debt, employment and other agreements, subject to the terms and conditions of the Omnibus Agreement, as amended. Sinotrans and China LNG Shipping equally split the remaining 51.0% ownership interest of each of the vessel owning entities. All five vessels referenced above have been delivered to the joint venture and are currently employed under long-term charters for the Yamal LNG Project. Our options to purchase the Sponsor's interests in the first two vessels and the related agreements have expired unexercised. We refer to our Sponsor's interests in the remaining three vessels and the related agreements, as the Optional Vessels. Our Manager provides vessel management services for the Optional Vessels.

For additional information, please see "—Rights to Purchase Optional Vessels" and "Item 7. Major Unitholders and Related Party Transactions—B. Related Party Transactions."

*Specifications of the vessels that comprise the Optional Vessels*

The three 172,000 cubic meter ARC7 vessels are or will be capable of all year round operation at temperatures up to negative fifty degrees Celsius. High Ice Class Arc 7 allows them to navigate independently in ice of up to 2.1 meters thick. These vessels are equipped with three Azipod propulsion units of 45 megawatt joint capability, which is comparable to the capability of a nuclear icebreaker.

The following table provides certain information about these vessels as of the date of this Annual Report.

Vessel Name	Shipyard(2)	Delivery Date	Cargo Capacity Cbm	Ice Class	Charter Commencement	Charterer	Earliest Charter Expiration
<b>Optional Vessels*:</b>							
<i>Georgiy Brusilov<sup>(1)</sup></i>	DSME	12/10/2018	172,410	Yes	Q4-2018	Yamal	Q4-2045
<i>Boris Davydov<sup>(1)</sup></i>	DSME	01/18/2019	172,410	Yes	Q1-2019	Yamal	Q4-2045
<i>Nikolay Zubov<sup>(1)</sup></i>	DSME	02/22/2019	172,410	Yes	Q1-2019	Yamal	Q4-2045

\* Our Sponsor directly or indirectly owns a 49.0% interest in these vessels.

(1) Vessel operates under a fixed rate time charter contract for the Yamal LNG Project until December 31, 2045, plus two consecutive five-year extension options.

(2) As used in this Annual Report, "DSME" refers to the shipyard Daewoo Shipbuilding & Marine Engineering Co.

**Rights to Purchase the Optional Vessels**

As discussed above, under the Omnibus Agreement we have the right, subject to certain conditions, to purchase from our Sponsor, the Optional Vessels at a purchase price to be determined pursuant to the terms and conditions of the Omnibus Agreement.

Our rights to purchase each Optional Vessel expire 24 months following the delivery of the applicable vessel (listed in the table above) to Yamal under its time charter contracts set forth in the Omnibus Agreement. We may also mutually agree with our Sponsor, with the approval of our Conflicts Committee, to extend or further extend, as applicable, the purchase option exercise period, but there can be no assurances that our Sponsor will grant such extensions.

If we are unable to agree with our Sponsor on the purchase price of the Optional Vessels, as the case may be, the respective purchase price will be determined by an independent appraiser, such as an investment banking firm, broker or firm generally recognized in the shipping industry as qualified to perform the tasks for which such firm has been engaged, and we will have the right, but not the obligation, to purchase such assets at such price. The independent appraiser will be mutually appointed by our Sponsor and our Conflicts Committee. See "Item 7. Major Unitholders and Related Party Transactions—B. Related Party Transactions" for information on how the purchase price is calculated.

The purchase price of the Optional Vessels, as finally determined by an independent appraiser, may be an amount that is greater than what we are able or willing to pay or we may be unwilling to proceed to purchase such vessel if such acquisition would not be in our best interests. We will not be obliged to purchase the Optional Vessels at the determined price, and, accordingly, we may not complete the purchase of such vessels, which may have an adverse effect on our expected plans for growth. In addition, our ability to purchase the Optional Vessels, should we exercise our right to purchase such vessels, is dependent on our ability to obtain additional financing to fund all or a portion of the acquisition costs of these assets.

Our Sponsor, together with its joint venture partners, has secured financing relating to the Optional Vessels. In the event we acquire any or all of such Optional Vessels in the future, we expect to enter into agreements with our Sponsor whereby in addition to acquiring such Optional Vessels and we would expect to also guarantee the existing debt obligations secured by vessel or vessels comprising the Optional Vessels subject to the satisfaction of certain conditions. Any such arrangement would be subject to each respective lender's consent. We may also seek to enter into new financing arrangements. As of the date of this Annual Report, we have not secured any financing in connection with the potential acquisition of any of the Optional Vessels. Please see "Risk Factors—Our Sponsor may be unable to service its debt requirements and comply with the provisions contained in the credit agreements secured by the Optional Vessels. If our Sponsor fails to perform its obligations under these debt agreements or any other agreement relating to the Optional Vessels, our business and plans for growth through the acquisition of Optional Vessels may be materially affected."

#### Our Chartering Strategy and Charterers

We seek to employ our vessels on multi-year time charters with international energy companies that provide us with the benefits of stable cash flows and high utilization rates. We charter our vessels for a fixed period of time at daily rates that are generally fixed, but which could contain a variable component to adjust for, among other things, inflation and/or to offset the effects of increases in operating expenses.

The *Arctic Aurora* is currently employed on a three-year charter party with Equinor that has a firm period of about 3 years +/- 30 days and expires in the third quarter of 2021. Equinor has the option to extend the charter term by two consecutive 12-month periods at escalated rates.

The *Amur River* is employed under a 13-year charter party with Gazprom that expires in 2028.

The *Ob River* is employed under a ten-year charter party with Gazprom that expires in 2028.

The *Clean Energy* is employed under an eight-year charter party with Gazprom that expires in 2026.

On August 14, 2018, immediately upon completion of its mandatory statutory class five-year special survey and dry-docking, the *Yenisei River* was delivered earlier than anticipated under its multi-year charter contract with Yamal for the Yamal LNG project. As a result, we agreed with Yamal to extend the firm charter period from 15 years to 15 years plus 180 days. The initial term of the charter may be extended at Charterers' option by three consecutive periods of five years.

On July 1, 2019, the *Lena River* commenced employment under its multi-year time charter contract with Yamal in the Yamal LNG Project, with an initial term of 15 years, which may each be extended at Charterers' option by three consecutive periods of five years.

Based on the charter contracts described in the preceding paragraphs and the minimum expected number of days committed under those contracts (excluding options to extend), as of April 16, 2020 we had estimated contracted revenue backlog of approximately \$1.23 billion, \$0.17 billion of which relates to the operating expenses and estimated portion of the hire contained in certain time charter contracts with Yamal, subject to yearly adjustments on the basis of the actual operating costs incurred within each year. The actual amount of revenues earned in respect of such variable hire rate may therefore differ from the amounts included in the revenue backlog estimate due to the yearly variations in the respective vessels' operating costs, notwithstanding our current estimated contracted backlog. The average remaining contract duration is approximately 8.5 years.

We may not be able to perform under these contracts due to events within or beyond our control, and our counterparty may seek to cancel or renegotiate our contracts for various reasons. Our inability or the inability of our counterparty, to perform under the respective contractual obligations may affect our ability to realize the estimated contractual backlog listed above and may have a material adverse effect on our financial position, results of operations and cash flows and our ability to realize the contracted revenues under these agreements. Our estimated contract backlog may be adversely affected if the Yamal LNG Project for which certain of our vessels are contracted to be employed is abandoned or underutilized due to changes in the demand for LNG.

For information on our customer concentration, please see "Item 11. Quantitative and Qualitative Disclosure About Market Risk—Concentration of Credit Risk."

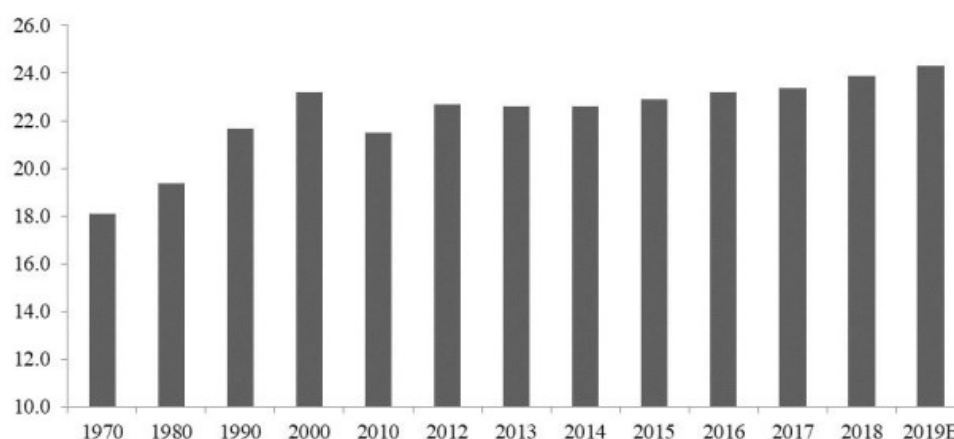
#### The International Liquefied Natural Gas (LNG) Shipping Industry

*All the information and data presented in this section, including the analysis of the various sectors of the international liquefied natural gas (LNG) shipping industry has been provided by Drewry Shipping Consultants, Ltd., or Drewry, an independent consulting and research company. Drewry has advised that the statistical and graphical information contained herein is drawn from its database and other sources. In connection therewith, Drewry has advised that: (a) certain information in Drewry's database is derived from estimates or subjective judgments; (b) the information in the databases of other maritime data collection agencies may differ from the information in Drewry's database; and (c) while Drewry has taken reasonable care in the compilation of the statistical and graphical information herein and believes it to be accurate and correct, data compilation is subject to limited audit and validation procedures.*

## Overview of Natural Gas Market

Natural gas is one of the key sources of global energy, including oil, coal, hydroelectricity, solar, wind, and nuclear power. In the last three decades, demand for natural gas has grown faster than the demand for any other fossil fuel. Since the early 1970s, natural gas' share of the total global primary energy consumption has risen from 18.1% in 1970 to 24.3% in 2019.

**Natural Gas Share of Primary Energy Consumption: 1970-2019<sup>1</sup>**  
(% – Based On Million Tons Oil Equivalent)



(1) Provisional estimate

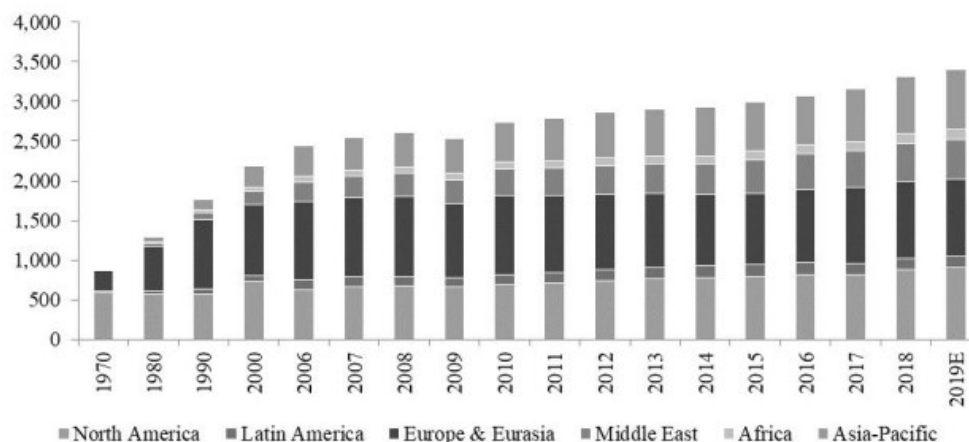
Source: BP Statistical Review, Shell LNG outlook, Drewry

Natural gas has a number of advantages that make it a competitive source of energy in the future. Apart from being abundant in supply, natural gas is the lowest carbon-intensive fossil fuel and least affected by the various regulatory policies aimed to curb greenhouse gas emissions. In recent years, consumption of natural gas has risen steadily due to global economic growth, increasing energy demand, consumers' desires to diversify energy sources, market deregulation, competitive pricing, and recognition that natural gas is a cleaner energy source compared to coal and oil. The level of carbon dioxide emissions and pollutants from natural gas in power generation are 50 to 60 percent lower than the level of carbon dioxide emissions and pollutants from coal-fired power plants. Natural gas emits 15 to 20 percent less heat-trapping gases than gasoline/gas oil when burned in typical automobile engines.

Natural gas is primarily used for power generation and heating. According to BP Statistical Review of World Energy - June 2019, worldwide natural gas reserves are estimated at 196.9 trillion cubic meters (cbm), which is enough for nearly 51 years of supply at current rates of consumption. Over the past decade, natural gas consumption has risen 3.0% per annum, with growth of 5.2% per annum in the Middle East, followed by 5.4% per annum in Asia-Pacific and 4.9% per annum in Africa.

In the last decade, a large part of the growth in natural gas consumption has been accounted for by Asia-Pacific and the Middle East regions, where gas consumption has increased nearly 1.7 times between 2009 and 2019.

**World Natural Gas Consumption: 1970-2019<sup>1</sup>**  
(Million Tons Oil Equivalent)

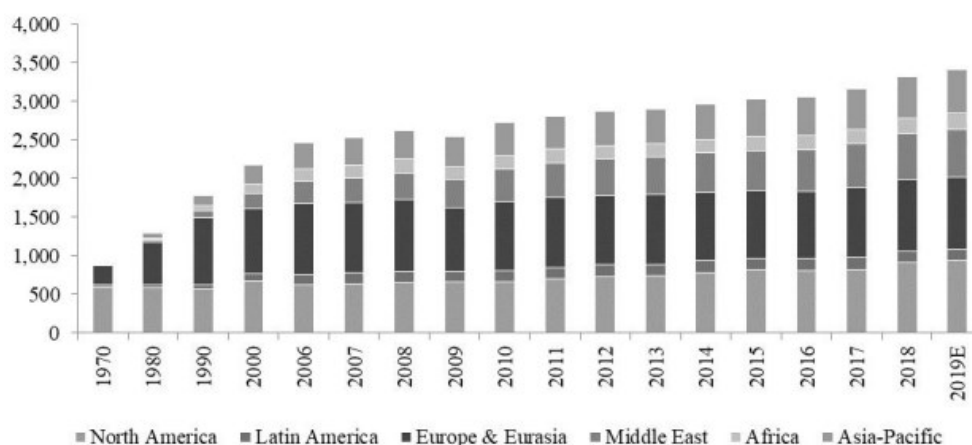


(1) Provisional estimate

Source: BP Statistical Review, Drewry

The International Energy Agency (IEA) has stated that global natural gas reserves are large enough to accommodate rapid expansion of natural gas demand for several decades to come. Although natural gas reserves and production are widespread, the geographical disparity between areas of production and areas of consumption has been the principal stimulus of international trade in natural gas.

**World Natural Gas Production: 1970-2019<sup>1</sup>**  
(Million Tons Oil Equivalent)



(1) Provisional estimate

Source: BP Statistical Review, Drewry

Natural gas production in North America has increased due to the emergence of new techniques, such as horizontal drilling and hydraulic fracturing, to access and extract the shale gas reserves. United States (U.S.) domestic gas production has exceeded domestic gas consumption for a large part of the year, which may reduce future gas import rates. Additionally, rising U.S. domestic production may drive down domestic gas prices and raise the likelihood of U.S. gas exports.

As a result of these developments, the North American gas market is moving in a different cycle from that of the rest of the world, and there is a price differential with other markets as indicated in the chart below. Regional price differentials create the opportunity for arbitrage and also act as a catalyst for the construction of new productive capacity. Given these conditions, the interest in exporting LNG from the US has grown and a number of new liquefaction plants are now planned. However, this price differential has reduced substantially since 2014 due to a sharp drop in LNG prices in the international market which has led to delay in some new planned facilities. In the latter part of 2018, the price of natural gas in key Asian market such as Japan, South Korea and Taiwan increased due to firm winter demand, whereas LNG prices in China softened in December 2018 due to high cargo availability and low demand. While high restocking activity in the third quarter of 2018 kept China's winter LNG imports stable, LNG prices failed to improve despite increased seasonal consumption. In 2019, LNG prices declined on account of high inventory in Europe and Asia, mild winter across the northern hemisphere, and slowing momentum of China's LNG demand. China's LNG demand faltered in 2019 due to lower economic growth and slower pace of the switch from coal to LNG.

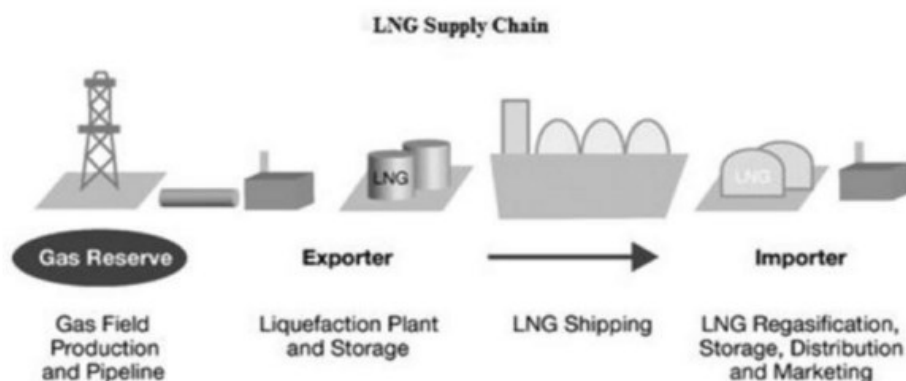
**Natural Gas Prices: 2007-2019**  
(US \$ per MMBtu)



Source: GTIS, Drewry

## The LNG Market

To turn natural gas into the liquefied form, natural gas must be super cooled to a temperature of approximately minus 260 degrees Fahrenheit. This process reduces the gas to approximately 1/600th of its original volume in the gaseous state. Reducing the volume enables economical storage and transportation by ship over long distances. LNG is transported through sea in specially built tanks on double-hulled ships to a receiving terminal, where it is unloaded and stored in heavily insulated tanks. The LNG is then returned to its gaseous state, or regasified, in regasification facilities at the receiving terminal. Finally, the regasified LNG is moved through pipeline for distribution to natural gas customers.

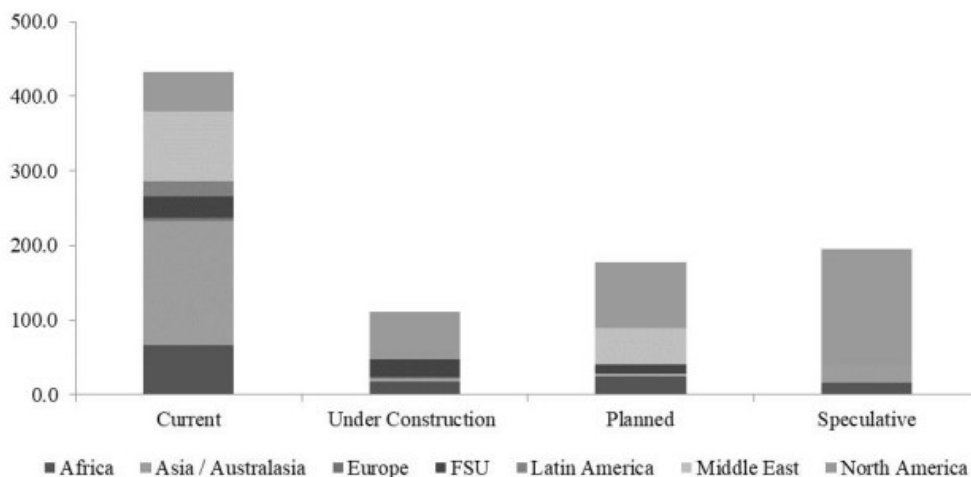


Source: Drewry

### LNG Supply

Globally, 111.2 million tons of new LNG production capacity is under construction, 177.2 million tons of new LNG production capacity is planned, and 195.5 million tons of speculative LNG production capacity is under consideration, for which no confirmed plans exist.

**World LNG Production Capacity – April 2020**  
(Million Tons per Annum)



Source: Drewry

As such, LNG production capacity will expand significantly as several new production facilities are now under construction and due on stream in the next few years. Generally, every additional one million ton of LNG productive capacity creates demand for up to two standard modern LNG tankers.

In the last decade, more countries entered the LNG export market. In December 2019, there were 20 producers and exporters of LNG compared with just 15 in 2007. As a result, world trade in LNG has risen from 165.3 million tons in 2007 to an estimated 349 million tons in 2019.



**LNG Exports: 2007-2019<sup>1</sup>**  
(Million Tons)

Exporters	2007	2008	2009	2010	2011	2012	2013	2014	2015	2016	2017	2018	2019E	% Change 18-19
<b>Algeria</b>	18.0	15.5	15.3	14.1	12.5	10.5	10.9	12.6	11.8	11.6	12.3	12.0	8.5	-29.2%
<b>USA #</b>	0.9	0.7	0.6	1.2	1.5	0.5	0.1	0.3	0.6	3.2	12.2	18.5	34.5	86.5%
<b>Liberia</b>	0.6	0.4	0.5	0.0	0.1	-	-	-	-	-	-	-	0.0	-
<b>Brunei</b>	6.8	6.7	6.4	6.4	6.9	6.6	6.9	6.0	6.4	6.0	6.9	6.8	6.5	-4.4%
<b>UAE</b>	5.5	5.5	5.1	5.8	5.8	5.5	5.4	5.8	5.6	5.4	5.6	5.8	5.4	-6.9%
<b>Indonesia</b>	20.3	19.6	19.0	22.9	21.3	17.5	16.4	15.8	16.0	15.5	18.7	18.0	16.5	-8.3%
<b>Malaysia</b>	21.7	21.8	21.6	22.3	24.3	23.2	24.7	24.8	24.9	23.4	26.9	24.3	25.6	5.3%
<b>Australia</b>	14.8	14.8	17.7	18.5	18.9	20.5	22.1	23.1	29.0	41.5	55.6	67.8	80.5	18.7%
<b>Qatar</b>	28.1	29.0	36.1	55.3	74.9	76.7	77.0	75.5	77.6	76.2	77.5	78.0	75.5	-3.2%
<b>Trinidad and Tobago</b>	13.2	13.0	14.4	15.1	13.8	13.7	14.4	14.1	12.4	10.4	10.2	10.1	10.1	0.0%
<b>Nigeria</b>	15.4	15.3	11.7	17.4	18.9	19.9	16.3	18.5	20.1	17.3	20.3	20.0	18.9	-5.5%
<b>Oman</b>	8.9	8.0	8.4	8.4	8.0	8.2	8.4	7.8	7.4	7.8	8.2	8.0	8.8	9.9%
<b>Egypt</b>	9.9	9.9	9.4	7.1	6.3	4.9	2.7	0.3	-	0.5	0.8	0.8	1.6	100.0%
<b>Equatorial Guinea</b>	1.0	4.1	3.4	3.8	3.8	3.5	3.7	3.7	3.6	3.2	3.9	3.8	3.8	0.0%
<b>Norway</b>	0.1	1.6	2.3	3.4	2.9	3.3	2.8	3.9	4.4	4.6	3.9	3.9	3.9	0.0%
<b>Russia</b>	-	-	4.8	9.8	10.5	10.8	10.4	10.6	10.6	10.2	11.5	16.2	21.4	32.1%
<b>Yemen</b>	-	-	0.3	4.0	6.5	5.2	7.0	6.5	1.4	-	-	-	0.0	-
<b>Peru</b>	-	-	-	1.3	3.7	3.9	4.1	4.2	3.6	4.0	3.7	3.8	3.6	-4.7%
<b>France</b>	-	-	-	-	-	-	-	-	-	1.1	1.1	1.0	1.0	0.0%
<b>Belgium #</b>	-	-	0.2	0.4	0.4	0.3	1.1	1.1	0.9	-	0.0	0.0	0.0	-
<b>Spain #</b>	-	-	-	-	0.5	1.2	2.1	3.8	2.3	0.1	0.0	0.0	0.0	-
<b>Papua New Guinea</b>	-	-	-	-	-	-	-	3.4	7.1	7.6	8.1	8.0	8.2	1.9%
<b>Others##</b>	-	-	-	-	-	0.7	0.9	1.5	1.4	3.2	3.2	6.2	14.7	137.1%
<b>Total</b>	<b>165.3</b>	<b>165.6</b>	<b>177.2</b>	<b>217.3</b>	<b>241.5</b>	<b>236.9</b>	<b>237.5</b>	<b>243.3</b>	<b>247.4</b>	<b>253.0</b>	<b>290.7</b>	<b>313.0</b>	<b>349.0</b>	<b>11.5%</b>

# Include re-exports

## Includes re-exports from Brazil, France, Portugal, South Korea, Japan and Greece

(1) Provisional estimate

Source: BP statistical review, Drewry

Historically, LNG exporters were located in just three regions: Algeria and Libya in North Africa; Indonesia, Malaysia, Brunei and Australia in Southeast Asia/Australasia; and Abu Dhabi and Qatar in the Middle East (excluding small-scale LNG exports from Alaska). However, the entries of Trinidad and Tobago, Nigeria, and Norway have added a significant regional diversification to LNG exports in the Atlantic basin. In addition, the entry of Oman as an exporter and the rapid expansion of Qatar's production have also positioned the Middle East as an increasingly significant player in the global LNG business. Australia surpassed Qatar as the largest LNG producer and exporter in 2019. Australia's LNG exports constituted 23.1% of the global LNG exports in 2019. Qatar is now the world's second largest producer and exporter of LNG, accounting for close to 21.6% of the global LNG export in 2019.

U.S. LNG exports have ramped up significantly in the last two years, increasing from 3.2 million tons in 2016 to 34.5 million tons in 2019. The country's LNG exports have mainly benefited from the Sabine Pass LNG terminal, launched in 2016, with four trains becoming operational at the end of January 2018. In 2019, major U.S. liquefaction projects to come on-stream include Sabine Pass, Dominion Energy Cove Point, Cameron LNG, Freeport LNG, Cheniere's Corpus Christi terminal second train, and five of 10 small trains of Kinder Morgan Inc.'s Elba Island facility. Currently, 11 LNG export terminals are being built in the US, with an aggregate export capacity of 50.6 million tons per annum.

In the fourth quarter of 2017, Russia started the first phase of the Yamal LNG project and commenced its first phase of production with a nameplate capacity of 5.5 million tons. The second and third train of the project came online in July 2018 and November 2018 respectively. The third train of the project commenced operations a year ahead of schedule and the project has added an aggregate capacity of 16.5 million tons to the global LNG production. In 2019, Russia added 0.7 mtpa of capacity and the country's LNG exports surged 32.1 percent to 21.4 million tons with Yamal LNG project ramping up to full capacity.

## LNG Demand

In tandem with the growth in the number of LNG suppliers, there has been a corresponding increase in the number of importers. In 2007, there were 17 countries importing LNG and by December 2019, the number increased to 42.

LNG imports by country between 2006 and 2019 are shown in the table below. Despite an increase in the number of importers, Japan, South Korea, and China provide the backbone of LNG trade, collectively accounting for 51% of the total LNG imports as of the end of 2019. China's LNG imports surged in 2017 and surpassed South Korea's to become the second biggest LNG importing nation. There has also been strong growth of LNG imports by India, Taiwan and Spain due to increasing demand from the power sector in those countries and their respective government's focus on the use of natural gas as a source of energy to reduce air pollution caused by conventional sources of energy.

China's LNG imports commenced in 2006 and have since grown exponentially from 0.7 million tons in 2006 to 61.9 million tons in 2019. The country's LNG imports expanded by a whopping 41% year on year in 2018 as it took steps to shift from coal to natural gas for heating households during the winter because of the government's policy to increase the share of natural gas in the overall energy demand. After showing strong growth momentum in 2017 and 2018, China's LNG imports growth rate slowed down in 2019, growing 14.8% year over year to 61.9 million tons. China's switch from coal to gas has slowed down with the slowing GDP growth and milder-than-expected winter which impacted its LNG demand in 2019.

China's coal to natural gas switch is driven by the country's intent to reduce pollution. China's 13th Five-Year Plan aims to reduce the share of coal in China's overall energy demand – from 64% in 2015 to 58% in 2020 – while increasing the use of gas from 6% to 10% during the same period. China's increased emphasis on LNG as a source of energy is the result of its capital, Beijing's, aim to cut the country's greenhouse gas emissions, per unit of GDP, by 60-65 percent between 2005 and 2030.

**LNG Imports by Country 2007-2019<sup>1</sup>**  
(Million Tons)

Importer	2007	2008	2009	2010	2011	2012	2013	2014	2015	2016	2017	2018	2019
Argentina	-	0.3	0.7	1.3	3.2	3.4	4.7	4.8	4.3	3.8	3.4	3.0	1.8
Belgium	2.3	2.1	4.8	4.7	4.8	3.1	1.6	2.1	2.8	2.1	0.9	1.6	4.0
Brazil	-	-	0.3	2.0	0.8	2.5	4.1	5.8	5.2	2.2	1.6	2.0	3.0
Canada	-	-	0.7	1.5	2.4	1.3	0.8	0.6	0.5	0.2	0.3	0.4	0.2
Chile	-	-	0.5	2.2	2.8	3.0	3.0	2.8	3.1	3.1	3.3	3.6	2.4
China	2.8	3.2	5.6	9.3	12.1	14.6	18.3	19.8	19.1	26.2	38.2	53.9	61.9
Dom. Rep.	0.3	0.3	0.4	0.6	0.7	0.9	1.2	0.9	1.3	1.3	0.9	1.2	1.4
Egypt	-	-	-	-	-	-	-	-	2.8	0.6	6.2	2.5	0.0
France	9.5	9.2	9.5	10.2	10.6	7.5	6.4	5.4	4.8	7.0	7.4	7.8	16.0
Greece	0.6	0.7	0.5	0.9	0.9	0.7	0.5	0.4	0.3	0.0	1.3	1.5	1.5
India	7.3	7.9	9.2	8.9	12.5	15.0	12.8	13.8	15.9	16.5	18.7	22.3	23.4
Indonesia	-	-	-	-	-	0.7	1.0	1.6	2.0	2.0	2.6	2.0	0.0
Israel	-	-	-	-	-	-	0.4	0.3	0.4	0.0	0.5	0.0	0.0
Italy	1.8	1.1	2.1	6.6	6.4	5.2	3.7	3.5	4.3	4.1	6.0	5.6	9.5
Japan	64.8	67.3	62.7	68.2	78.1	86.7	87.0	88.0	86.2	83.3	83.6	82.9	77.1
Jordan	-	-	-	-	-	-	-	-	2.9	3.3	3.3	3.0	1.6
Kuwait	-	-	0.7	2.0	2.3	2.0	1.6	2.7	2.7	2.7	3.5	3.0	3.0
Lithuania	-	-	-	-	-	-	-	0.1	0.4	0.0	0.9	0.0	0.0
Malaysia	-	-	-	-	-	0.1	1.5	1.7	1.6	1.2	1.8	1.1	2.5
Mexico	1.6	2.6	2.6	4.2	3.0	3.5	5.7	6.8	5.2	4.3	4.8	4.2	7.0
Netherlands	-	-	-	-	0.6	0.6	0.6	0.4	0.4	1.1	0.8	1.0	1.3
Pakistan	-	-	-	-	-	-	-	-	1.1	2.9	4.6	6.0	6.6
Portugal	1.7	1.9	2.1	2.2	2.2	1.5	1.8	1.2	0.7	0.7	2.7	1.2	1.5
Puerto Rico	0.5	0.6	0.6	0.6	0.5	1.0	1.3	1.3	1.2	0.9	0.9	1.0	1.2
South Korea	25.1	26.7	25.1	32.4	36.0	35.9	39.6	37.3	31.9	32.1	37.8	44.0	40.7
Spain	17.7	21.0	19.7	20.1	17.6	14.7	10.9	11.5	9.5	9.6	12.1	10.0	16.1
Singapore	-	-	-	-	-	-	0.9	1.9	2.2	2.2	3.0	3.2	3.7
Taiwan	8.0	8.8	8.6	10.9	11.9	11.7	12.6	13.2	13.7	14.2	16.6	16.7	18.2
Thailand	-	-	-	-	0.7	1.0	1.5	1.4	2.6	3.1	3.8	4.4	5.1
Turkey	4.4	3.9	4.2	5.8	4.5	5.7	4.0	5.3	5.5	5.6	7.3	7.1	7.5
UAE	-	-	-	0.1	1.0	1.0	1.1	1.3	1.6	1.5	2.5	2.8	3.2
UK	1.1	0.8	7.5	13.6	18.5	10.0	6.8	6.1	9.4	7.7	4.9	6.6	13.0
USA	15.9	7.3	9.3	8.9	7.3	3.7	2.0	1.2	1.9	1.8	1.5	1.8	1.8
Africa										7.4			
Other*	-	-	-	-	-	-	-	-	-	3.4	2.8	5.6	12.8
<b>World Total</b>	<b>165.3</b>	<b>165.6</b>	<b>177.2</b>	<b>217.3</b>	<b>241.5</b>	<b>236.9</b>	<b>237.4</b>	<b>243.3</b>	<b>247.3</b>	<b>258.3</b>	<b>290.3</b>	<b>313.0</b>	<b>349.0</b>

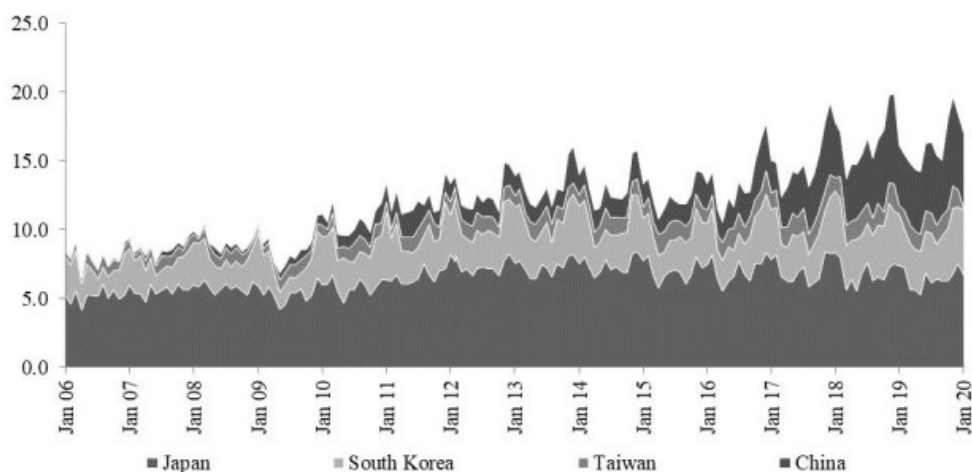
\* Includes Colombia, Jamaica and Poland

(1) Provisional estimate

Source: BP Drewry

Further expansion of regasification and terminal import infrastructure will support the continued growth in Chinese LNG imports. China is not different from the U.S. in that China also has large deposits of shale gas, but geological structures in China are far more complicated. Additionally, China lacks the infrastructure to support the rapid development of domestic gas supplies, creating demand for imported LNG. Monthly trends in LNG imports among Asian importers between January 2006 and January 2020 are shown in the chart below.

**Asian LNG Imports: 2006-January 2020**  
(Million Tons)



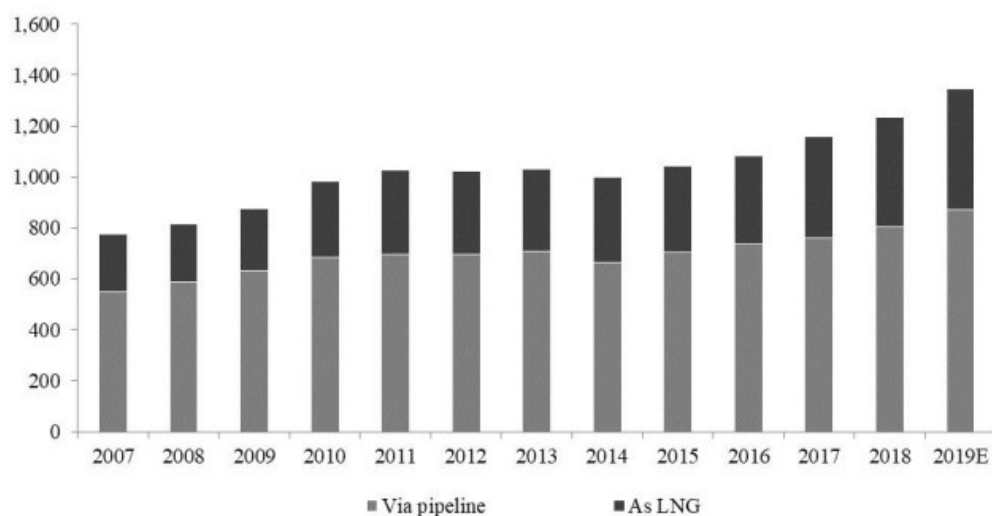
Source: Drewry

## International Trade in Natural Gas

Generally, a pipeline is the most economical way of transporting natural gas from a producer to a consumer, provided that the end users are not too distant from the natural gas reserves. However, for some areas, such as the Far East, the lack of an adequate pipeline infrastructure means that natural gas must be turned into a liquefied form (LNG), as this is the only economical and feasible way it can be transported over long distances. Additionally, sea transportation of LNG is more flexible than through a pipeline as it can accommodate required changes in trade patterns that are economically or politically driven.

International trade in natural gas has grown more than 70% between 2007 and 2019, with the volume of LNG trade currently being 2.0 times greater than 2007 levels and accounting for nearly one-third of total natural gas trade. As a result, LNG has captured a growing share of international gas trade, primarily due to the diversification of consumers, flexibility among producers, cost-efficient transport and competitive gas prices.

**World Natural Gas Trade 2007-2019<sup>1</sup>**  
(Billion Cubic Meters)



(1) Provisional estimate

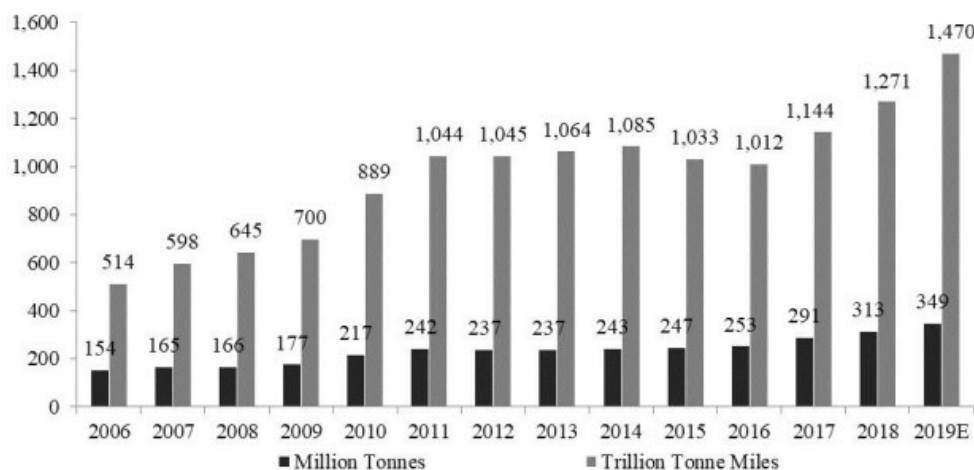
Source: Drewry

## LNG Shipping Routes

Although the number of LNG shipping routes has increased in recent years due to growth in the number of LNG suppliers and consumers, demand for shipping services remains heavily focused on a number of key trade routes. In 2019, the principal trade routes for LNG shipping included Qatar to Europe (the United Kingdom, Italy and Spain), Qatar to Asia (India, Japan and South Korea), Australia to Asia (China, Japan and South Korea), Malaysia to Japan, US to Europe, US to Asia (South Korea and Japan), Russia to Asia (Japan, South Korea, Taiwan and China) and Russia to Europe (France, Netherlands, United Kingdom and Spain). Additionally, with the increase in liquefaction projects in the U.S., more cargo will be exported from the U.S. to Europe and Asia.

One important result of the geographical shifts in LNG production and consumption is that demand for shipping services (expressed in terms of ton miles), has grown at a much faster rate than the underlying increases in LNG trade. Ton miles are derived by multiplying the volume of cargo by the distance between the load and the discharge port on each voyage. Over the last decade, demand for LNG shipping services, expressed in terms of ton miles, has increased at a compound average growth rate (CAGR) of 7.7%, compared with a 7.0% increase in the volume of cargo carried.

LNG Seaborne Trade 2007-2019<sup>1</sup>



(1) Provisional estimate

Source: Drewry

## LNG Trades Requiring Ice Class Tonnage

### Ice Class Vessel Classifications

Ice class designations are assigned to ships that are strengthened to navigate in specific ice conditions. Ice class vessels are governed by different ice class rules and regulations depending on their respective area of operations.

#### Baltic Sea

- Bay and Gulf of Bothnia, Gulf of Finland - Finnish-Swedish Ice Class Rules (FSICR)
- Gulf of Finland (Russian territorial waters) - Russian Maritime Register (RMR) Ice Class Rules

#### Arctic Ocean

- Barents, Kara, Laptev, East Siberian and Chukchi Seas - Russian Maritime Register (RMR) Ice Class Rules
- Beaufort Sea, Baffin Bay, etc. - Canadian Arctic Shipping Pollution Prevention Rules (CASPPR)
- RMR Ice Class Rules

There are also ice class rules and regulations for commercial ship operations on inland lakes, mainly the Great Lakes/St. Lawrence Seaway.

In the context of current commercial newbuilding orders, the FSICR have become the *de facto* standard for new tonnage. Four ice classes are defined in the FSICR. The FSICR fairway due ice classes along with the design notional level thicknesses, in order of strength from high to low, are:

Class	Standard
1A Super (1AS)	Design notional level ice thickness of 1.0m. For extreme harsh ice conditions.
1A	Design notional level ice thickness of 0.8m. For harsh ice conditions.
1B	Design notional level ice thickness of 0.6m. For medium ice conditions.
1C	Design notional level ice thickness of 0.4m. For mild ice conditions.

The FSICR and the system of ice navigation operated during the winter months in the Northern Baltic are the most well-developed criteria and standards for ice navigation. The system of ice navigation comprises three fundamental elements:

- Ice class merchant vessels (compliant with the FSICR for navigation in the northern Baltic);
- Fairway navigation channels; and
- Ice breaker assistance.

Year-round navigation and continuity of trade using the above three fundamental elements were first introduced in the northern Baltic Sea areas during the 1960s. The current FSICR, as well as the system of ice navigation, has evolved over the years to its current state.

#### Requirement for Ice Class Tonnage

The FSICR include technical requirements for hull and machinery scantlings as well as for the minimum propulsion power of ships. The hull of ice class vessels and the main propulsion machinery must be safe. The vessel must have sufficient power for safe operations in ice-covered waters. During the vessels' normal operations, they encounter various ice interaction loadings, which calls for strengthened hull structures.

In addition to the ice class rules, ships are required to comply with requirements set by the maritime authorities in various jurisdictions. For example, the Russian marine operations headquarters accepts ships with ice-strength functionalities according to or at least the equivalent of FSICR 1B and compliance with crewing and icebreaker assistance requirements in order to operate in the Northern Sea Route (NSR).

#### Ice Class LNG Fleet

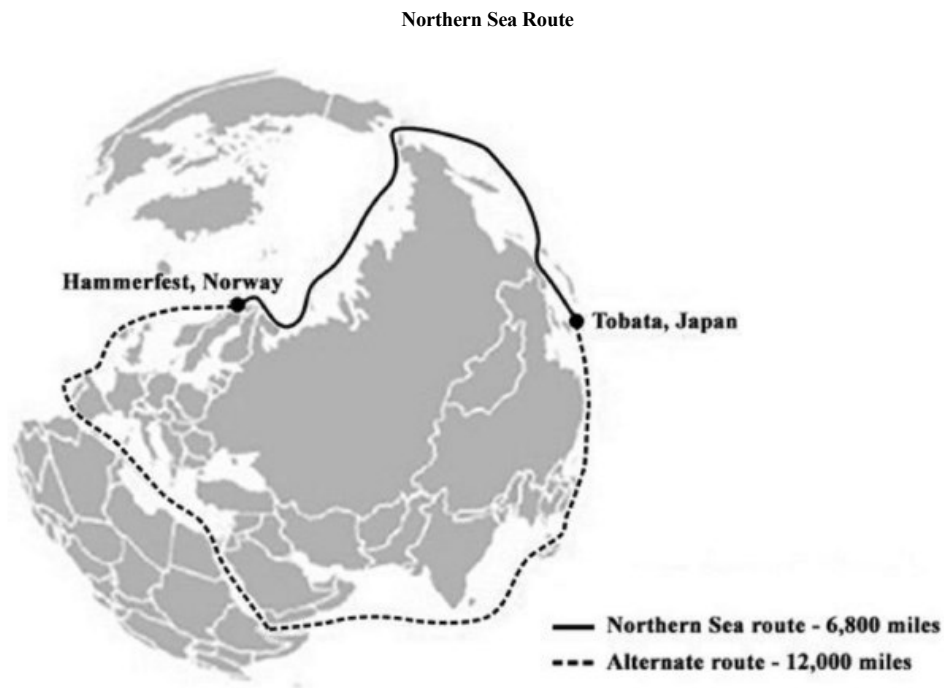
The number of ships in the international LNG fleet with an ice class standard is very low. As of March 2020, there were only 31 LNG carriers with Ice Class 1A and Ice-Class 1A Super Standard in operation and seven vessels on order.

## Northern Sea Route (NSR)

Currently, cargo flows through the NSR are dominated by oil, gas and mineral exports, particularly coal and iron ore. Demand for shipping for these commodities in the region has been increasing in recent years, driven by several key factors, including:

- reduced level of sea ice has extended the summer shipping season in the Arctic and is making some areas easy to navigate;
- increase in mineral resource development activities in the Arctic;
- commodity demand growth in Asian economies;
- technological developments which have made NSR a more feasible shipping route than in the past; and
- chronic political problems in the Middle East, piracy in North Africa, and non-transparent commercial disputes over the Suez in Egypt.

These factors have made NSR a promising alternative.



Source: Drewry

As a result, the NSR experienced strong growth in trade volumes between 2010 and 2019, illustrated in the table below. However, transit traffic on the NSR fell substantially in 2014 and 2015, with only 23 and 18 vessels passing through in the respective years. In 2016, cargo volumes rebounded, partly because construction materials for the Yamal LNG plant were handled at Port of Sabetta on the Yamal Peninsula. With Yamal LNG project coming on stream, transit cargo volume through Northern Sea Route has increased more than three times between 2016 and 2019.

#### Northern Sea Route — Transit traffic

	2010	2011	2012	2013	2014	2015	2016	2017	2018	2019
Number of Vessels	4	34	46	71	23	18	19	NA	NA	29
Total Cargo Volume (thousand tons)	111,000	820,789	1,261,545	1,355,897	274,000	39,586	214,513	NA	NA	697,277

Source: Drewry, Centre for High North Logistics

In early 2017, the most suitable LNG terminal on the NSR for loading LNG for transport to the Far East was located in Northern Norway. The distance from Norway to Japan through the NSR is approximately 45% shorter than traditional shipping routes through the Suez Canal. The Arctic route allows ships to save time, fuel, and cut back on environmental emissions.

Russia began production at the first train of the Yamal LNG project in December 2017, while the second and third train of the project began production in July 2018 and November 2018, respectively. The Yamal project (located in remote northern Russia, above the Arctic Circle) has added 16.5 million tons of LNG to the global supply as of March 31, 2020. In December 2018, Yamal LNG offloaded its one hundredth LNG cargo since the beginning of the first train of the project in December 2017. Yamal LNG project attained full capacity in 2019 and Russia's LNG exports increased 32.1% in 2019 over the previous year. Drewry expects that increased Russian LNG exports will increase the demand for ice class vessels as the transportation from Yamal and under construction Arctic LNG2 project to Asian and European countries will require a specialized category of ice-breaker LNG carriers capable of taking the shorter Arctic route. Additionally, the price competitiveness of Russian LNG compared with that of the US is likely to boost Russian exports.

Russia will be able to deliver LNG at a lower price than most of its competitors due to the low feedstock cost of the world's most complex LNG project and the introduction of a shorter shipping route. Furthermore, the project has benefitted from the Russian government's support, including a 12-year exemption from mineral extraction tax, no export taxes on LNG, and government-subsidized construction of the port of Sabetta.

Arc 7 LNG vessels will be required to pass the NSR via the Bering Strait, which will enable vessels to reach Asia in 15 days, while the conventional route via the Suez Canal takes 30 days. This, in turn, will benefit importers by reducing voyage time and transportation expenses.

In general, ships below 1A Ice-Class will not be allowed to trade on NSR, which provides an advantage to vessel owners with ice class tonnage. Furthermore, vessel owners/operators with experience of operating in ice conditions will have a competitive advantage over the traditional operators that make occasional voyages into the region during the winter months.



## IMO2020 regulation and its impact on LNG demand

The IMO, the governing body of international shipping, has made a decisive effort to diversify the industry away from HFO into cleaner fuels with less harmful effects on the environment and human health. Effective in 2015, ships operating within the Emission Control Areas (ECAs) covering the Economic Exclusive Zone of North America, the Baltic Sea, the North Sea, and the English Channel are required to use marine gas oil with allowable sulfur content up to 0.1%.

In order to reduce the emission of air pollutants from ships in key areas of China, the Ministry of Transport issued stricter emission control area regulations in their territorial waters. Beginning on January 1, 2020, ships entering inland waterways, including the Yangtze River and Xijiang River have to adhere to a strict requirement of 0.1% sulfur content. From January 1, 2022, ships will be required to comply with the 0.1% sulfur content requirement when entering the Hainan coastal ECA. In the meantime, China is considering adopting more stringent emission control requirements, such as to implement the 0.1% sulfur content limit requirement in all coastal waters beginning January 1, 2025.

The IMO implemented emission control regulations globally with effect from January 1, 2020. These regulations stipulate that ships sailing outside ECAs will switch to an alternative fuel with permitted sulfur content up to 0.5% or will retrofit scrubbers in order to reduce emissions. LNG qualifies as an alternate fuel for complying with IMO regulations as it has sulfur content below 0.1%. This has resulted in some ship owners getting their vessels retrofitted so that they can use LNG as a fuel. Some ship owners also prefer to have their newbuilding vessels LNG ready.

As of March 2020, the global shipping fleet comprises 184 LNG-capable vessels (i.e., non-LNG carriers) with another 242 vessels on the orderbook. The number of LNG-fueled vessels on the water is set to increase in coming years. An estimated 63 LNG-capable vessels aggregating 3.2 mdwt will be delivered in 2020 and 80 vessels aggregating 4.8 mdwt in 2021. These promising numbers highlight the industry's rising inclination towards accepting LNG as a bunker fuel.

### The LNG Fleet

LNG carriers are specialist vessels designed to transport LNG between liquefaction facilities and import terminals. They are double-hulled vessels with sophisticated containment systems that hold and insulate LNG to maintain it in liquid form. Any LNG that evaporates during the voyage and converts to a natural gas (normally referred to as boil-off) can be used as fuel to help propel the ship.

Among the existing fleet, there are several different types of containment systems used on LNG carriers, but the two most popular systems are:

- The Moss Rosenberg spherical system, which was designed in the 1970s and is used by a large portion of the existing LNG fleet. In this system, multiple self-supporting, spherical tanks are built independent of the carrier and arranged inside its hull.
- The Gaz Transport membrane system, which is built inside the carrier and consists of insulation between the thin primary and secondary barriers. The membrane is designed to accommodate thermal expansion and contraction without overstressing the membrane.

However, most new vessels are being built with membrane systems such as the Gaz Transport system. This trend is primarily a result of lower Suez Canal fees and related costs associated with passage through the Suez Canal, often required for many long-haul trade routes. In addition, ships with membrane systems, such as the Gaz Transport membrane system, tend to operate more efficiently with less wind resistance as compared to the ships with Moss Rosenberg systems. Generally, ships with membrane systems achieve better speed due to improved hull utilization, reduced cool down time, and better terminal capacity.

## LNG Fleet

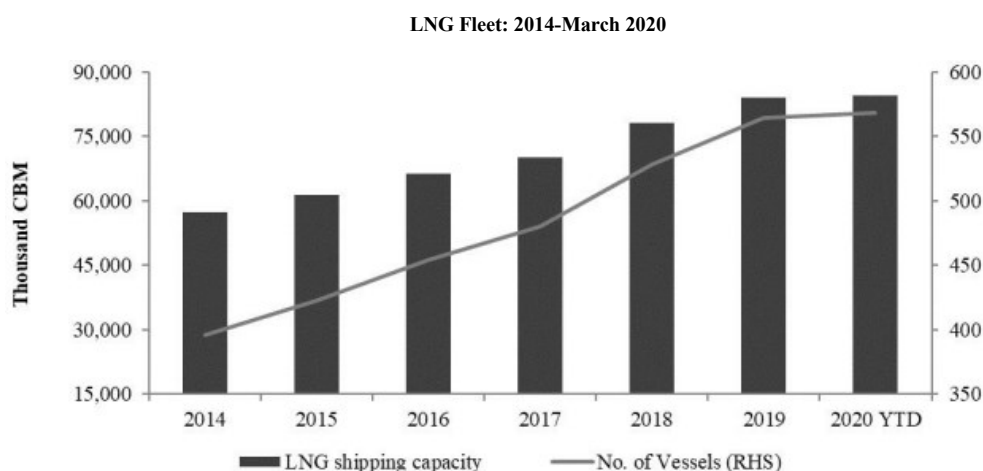
The cargo capacity of an LNG carrier is measured in cbm. As of March 31, 2020, the worldwide fleet totaled 568 ships with a combined capacity of 84.5 million cbm. The breakdown of the fleet by vessel size is shown below.

**The LNG Fleet by Vessel Size: March 31, 2020**

Size	No.	000 Cbm
0-17,999 cbm	27	172
18-49,999 cbm	19	492
50-74,999 cbm	4	278
75-124,999 cbm	3	255
125-149,999 cbm	202	28,239
150-199,999 cbm	268	44,734
200-219,999 cbm	31	6,608
220,000+ cbm	14	3,727
<b>Total</b>	<b>568</b>	<b>84,506</b>

Source: Drewry

The changes in LNG fleet supply are a function of deliveries of new ships from the orderbook and the removal of existing vessels through scrapping. The increases in seaborne LNG trade and ship demand over the last three years have resulted in rapid growth in the overall fleet size. LNG fleet capacity has expanded at a CAGR of 7.9% per annum between 2014 and 2019. Higher deliveries in 2018 and 2019 have led to a sharp increase in LNG fleet in these years.



Source: Drewry

Within the current worldwide fleet, there are only 72 vessels with ice class certification and these vessels account for close to 12.7% of the global LNG fleet. These ships are a niche part of the market and command a premium over the freight rates of non-ice class vessels.

The age profile of the existing fleet as of March 31, 2020, is shown below. The average age of all LNG carriers in service is 10.7 years, with lower fleet ages for comparatively bigger vessels and smaller vessels. Whereas, mid-sized vessels are relatively older.

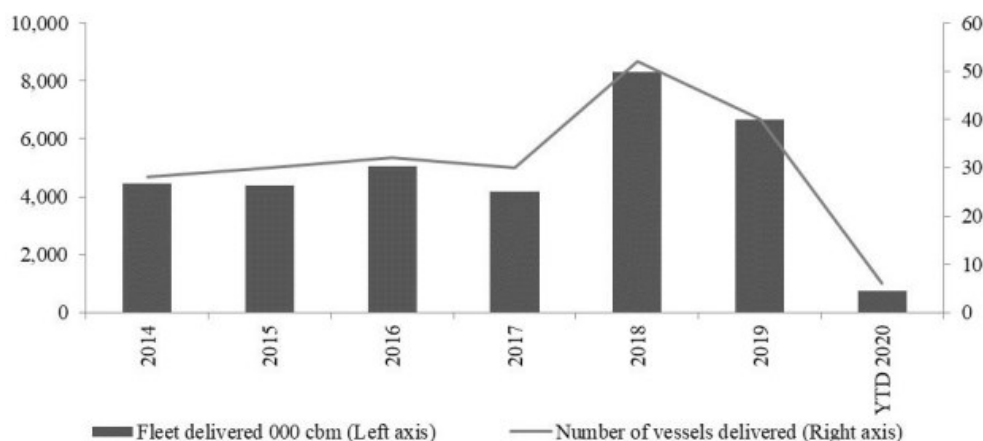
**LNG Fleet Age Profile: March 31, 2020**

Size Range in CBM	Average Age (Years)
0-18,000	9.9
18-50,000	8.7
50-75,000	17.7
75-125,000	21.6
125-150,000	18.6
150-200,000	4.7
200-220,000	11.5
220,000+	10.8
<b>Average Age -Total Fleet</b>	<b>10.7</b>

Source: Drewry

Due to high-quality construction and in most cases, high-quality maintenance, LNG carriers tend to have longer trading lives than oil tankers. It is not unusual to see ships older than 35 years still in service. However, older ships may find it harder to find employment. Ships built before 1990 will likely be replaced in the near future. Some of older tonnage may also get converted into FSRU. LNG fleet deliveries over last six years are shown below.

#### LNG Fleet Delivery: 2014-March 2020



Source: Drewry, Note – YTD 2020 deliveries include deliveries between January and March 2020

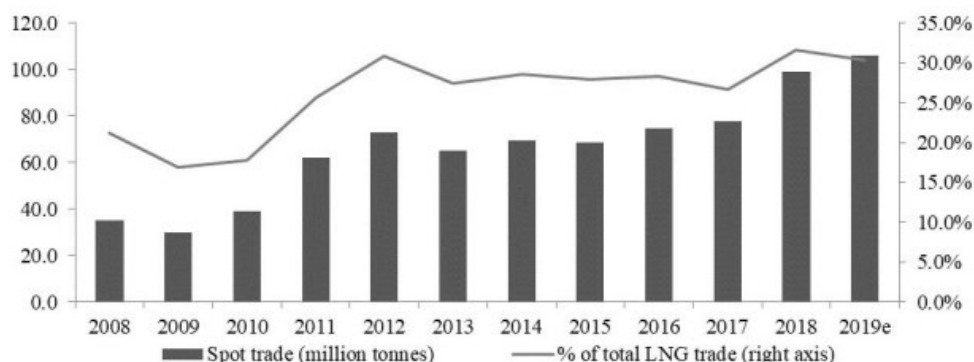
#### LNG Shipping Arrangements

LNG carriers are usually chartered for a fixed period of time. Shipping arrangements are normally based on charters of five years or more because:

- LNG projects are expensive and typically involve an integrated chain of dedicated facilities. Accordingly, the overall success of an LNG project depends heavily on long-term planning and coordination of project activities, including marine transportation; and
- LNG carriers are expensive to build, and vessel financing is supported by the corresponding cash-flow from long-term fixed-rate charters.

Most end users of LNG are utility companies, power stations or petrochemical producers with operations that depend on reliable and uninterrupted deliveries of LNG. Although most shipping requirements for new LNG projects continue to be provided on a long-term basis, spot voyages and time charters of four years or less have become a feature of the market in recent years. However, it should be noted that the LNG spot market is different from the tanker spot market. In the tanker market, the term "spot trade" refers to a single voyage, which is arranged at a short notice. In the LNG market, the term "spot trade" refers to the transport of one or more cargoes, sometimes within a specified time period between one and six months, with a set-up time of possibly several months. With changing global LNG market, the vessel owners are gradually increasing their exposure to spot trade. Earlier shipowners used to employ more than 85% of their fleet on long-term charters and 10 to 15% of the fleet used to operate in spot trade. However, short term LNG trade data for last ten years indicates that with increasing imports of China from the spot market and taking advantage of the rate spike in winters and other market imbalances, shipowners have increased the spot market exposure in the range of 25 to 30%.

#### Short-term LNG trade 2008-2019



Source: Drewry

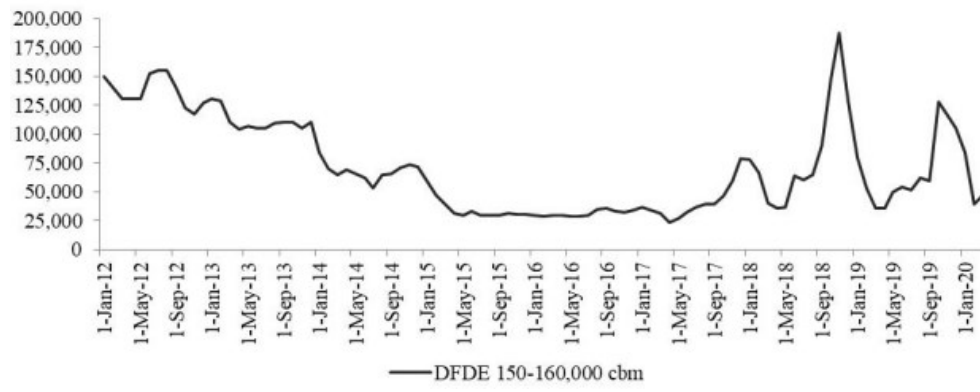
#### Spot earnings for LNG ships

Spot rates for LNG vessels were at its peak in 2012 following the Fukushima nuclear disaster of March 2011 in Japan. The disaster compelled Japan to adopt LNG more actively in lieu of nuclear power. The spot rates reached their lowest in 2016 as the demand slowed down. In 2018, the spot rates increased steadily despite strong newbuild deliveries. The strengthening in spot earnings of LNG ships was facilitated by a demand driven market in which demand for LNG vessels has outpaced the supply growth in world LNG fleet. Spot rates softened in 2019 on account of lower LNG imports in China, higher LNG inventory levels in Europe and Asia, and mild winter.

Spot LNG shipping rates plummeted in the first quarter of 2020 as the coronavirus (COVID-19) outbreak had an adverse impact on LNG trade and LNG spot prices. China's LNG imports declined steeply with major Chinese LNG importers declaring force majeure, which further exacerbated the LNG glut in the market.

#### Spot rate for LNG ships January 2012 – March 2020

(US \$ per day)



Source: Baltic exchange, Drewry

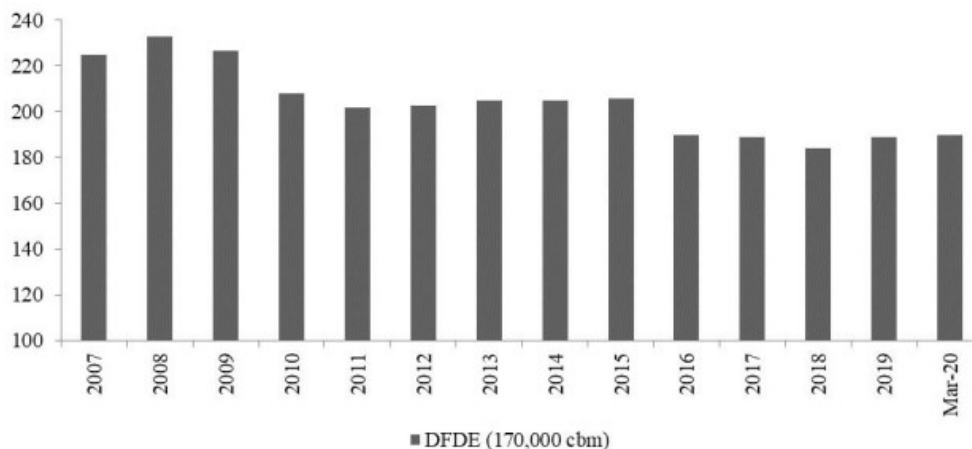
## Newbuilding Prices

Similar to other types of vessels, newbuilding prices for LNG carriers rose steeply in the late 1980s and early 1990s, and then began to drift downwards in the mid-1990s and fall sharply in the late 1990s. At the beginning of 1992, the price of a 125,000 cbm ship from a Far East yard was reported to be approximately \$270 million to \$290 million, compared with a low of \$120 million at the end of 1986. However, by early 2000 new orders were being struck at a new low of around \$150 million.

After the lows of early 2000, prices crept to \$165 million in 2001. Pressure on newbuilding prices pushed prices closer to \$160 million in 2002, and by 2003 prices fell to just above \$150 million. However, constrained shipbuilding capacity, currency movements and high steel prices led to an increase in prices in 2004 to around \$175 million. Prices rose above \$200 million in 2005 and renewed pressure on shipbuilding prices pushed prices close to \$220 million in 2006.

**LNG Carrier Newbuilding Prices: 2007-March 2020**

(End Period - US \$ Million)



Source: Drewry

Prices for larger sized LNG carriers of 210,000-220,000 cbm were around \$215 million when they were first ordered in late 2004 and increased to \$235 million in the summer of 2005.

Newbuilding prices reached an all-time high of \$250 million around mid-2008, influenced by a number of factors including the declining dollar exchange rate, easy availability of finance, high steel prices, and tight shipbuilding capacity. However, newbuilding prices fell in the period between 2008 and 2011 due to a reduction in new orders. The newbuilding price for an LNG carrier increased marginally by 2% from \$202 million in 2011 to \$206 million in 2015, but dropped by 7.7% in 2016 due to weak freight rates and the resulting oversupply in the market. These prices continued to drop in 2017 before inching up by a marginal 1.4% on account of increased ordering activity in 2018 and thereafter 2.9% year over year to USD 189.3 mn in 2019 with a demand for better technology LNG vessels and higher competition for slots at shipyard. Newbuilding orders surged in 2018 and 2019 due to positive outlook of high liquefaction capacity to be added in in coming years, which would have created demand for additional LNG vessels.

## LNG Safety

LNG shipping is generally safe relative to other forms of commercial marine transportation. In the past forty years, there have been no significant accidents or cargo spillages involving an LNG carrier, even though over 40,000 LNG voyages have been made during that time.

LNG is non-toxic and non-explosive in its liquid state. It only becomes explosive or inflammable when it is heated, vaporized, and in a confined space within a narrow range of concentrations in the air (5% to 15%). The risks and hazards from an LNG spillage vary depending on the size of the spillage, the environmental conditions, and the site at which the spillage occurs.

## Competition

We operate in markets that are highly competitive and based primarily on supply and demand. The process of obtaining new time charters generally involves intensive screening and competitive bidding, and often extends for several months. LNG carrier time charters are generally awarded based upon a variety of factors relating to the vessel operator, including but not limited to price, customer relationships, operating expertise, professional reputation and size, age and condition of the vessel. We believe that the LNG shipping industry is characterized by the significant time required to develop the operating expertise and professional reputation necessary to obtain and retain charterers.

We expect substantial competition for providing marine transportation services for potential LNG projects from a number of experienced companies, including state-sponsored entities and major energy companies. Many of these competitors have significantly greater financial resources and larger and more versatile fleets than we do. We anticipate that an increasing number of marine transportation companies, including many with strong reputations and extensive resources and experience, will enter the LNG transportation market. This increased competition may cause greater price competition for time charters.

## **Seasonality**

Historically, LNG trade, and therefore charter rates, increased in the winter months and eased in the summer months as demand for LNG in the Northern Hemisphere rose in colder weather and fell in warmer weather. The LNG industry in general has become less dependent on the seasonal transport of LNG than a decade ago as new uses for LNG have developed, spreading consumption more evenly over the year. There is a higher seasonal demand during the summer months due to energy requirements for air conditioning in some markets and a pronounced higher seasonal demand during the winter months for heating in other markets. However, our vessels primarily operate under multi-year charters and are not subject to the effect of seasonal variations in demand.

## **Environmental and Other Regulations in the Shipping Industry**

Government regulation and laws significantly affect the ownership and operation of our fleet. We are subject to international conventions and treaties, national, state and local laws and regulations in force in the countries in which our vessels may operate or are registered relating to safety and health and environmental protection including the storage, handling, emission, transportation and discharge of hazardous and non-hazardous materials, and the remediation of contamination and liability for damage to natural resources. Compliance with such laws, regulations and other requirements entails significant expense, including vessel modifications and implementation of certain operating procedures.

A variety of government and private entities subject our vessels to both scheduled and unscheduled inspections. These entities include the local port authorities (applicable national authorities such as the United States Coast Guard ("USCG"), harbor master or equivalent), classification societies, flag state administrations (countries of registry) and charterers, particularly terminal operators. Certain of these entities require us to obtain permits, licenses, certificates and other authorizations for the operation of our vessels. Failure to maintain necessary permits or approvals could require us to incur substantial costs or result in the temporary suspension of the operation of one or more of our vessels.

Increasing environmental concerns have created a demand for vessels that conform to the stricter environmental standards. We are required to maintain operating standards for all of our vessels that emphasize operational safety, quality maintenance, continuous training of our officers and crews and compliance with United States and international regulations. We believe that the operation of our vessels is in substantial compliance with applicable environmental laws and regulations and that our vessels have all material permits, licenses, certificates or other authorizations necessary for the conduct of our operations. However, because such laws and regulations frequently change and may impose increasingly stricter requirements, we cannot predict the ultimate cost of complying with these requirements, or the impact of these requirements on the resale value or useful lives of our vessels. In addition, a future serious marine incident that causes significant adverse environmental impact could result in additional legislation or regulation that could negatively affect our profitability.

## ***International Maritime Organization***

The International Maritime Organization, the United Nations agency for maritime safety and the prevention of pollution by vessels (the "IMO"), has adopted the International Convention for the Prevention of Pollution from Ships, 1973, as modified by the Protocol of 1978 relating thereto, collectively referred to as MARPOL 73/78 and herein as "MARPOL," adopted the International Convention for the Safety of Life at Sea of 1974 ("SOLAS Convention"), and the International Convention on Load Lines of 1966 (the "LL Convention"). MARPOL establishes environmental standards relating to oil leakage or spilling, garbage management, sewage, air emissions, handling and disposal of noxious liquids and the handling of harmful substances in packaged forms. MARPOL is applicable to drybulk, tanker and LNG carriers, among other vessels, and is broken into six Annexes, each of which regulates a different source of pollution. Annex I relates to oil leakage or spilling; Annexes II and III relate to harmful substances carried in bulk in liquid or in packaged form, respectively; Annexes IV and V relate to sewage and garbage management, respectively; and Annex VI, lastly, relates to air emissions. Annex VI was separately adopted by the IMO in September of 1997, new emissions standards, titled IMO-2020, took effect on January 1, 2020.

Vessels that transport gas, including LNG carriers and FSRUs, are also subject to regulation under the International Code for the Construction and Equipment of Ships Carrying Liquefied Gases in Bulk, or the IGC Code, published by the IMO. The IGC Code provides a standard for the safe carriage of LNG and certain other liquid gases by prescribing the design and construction standards of vessels involved in such carriage. The completely revised and updated IGC Code entered into force in 2016, and the amendments were developed following a comprehensive five-year review and are intended to take into account the latest advances in science and technology. Compliance with the IGC Code must be evidenced by a Certificate of Fitness for the Carriage of Liquefied Gases in Bulk. Non-compliance with the IGC Code or other applicable IMO regulations may subject a shipowner or a bareboat charterer to increased liability, may lead to decreases in available insurance coverage for affected vessels and may result in the denial of access to, or detention in, some ports. Each of our vessels is in compliance with the IGC Code and each of our new buildings/conversion contracts requires that the vessel receive certification that it is in compliance with applicable regulations before it is delivered.

Our LNG vessels may also become subject to the 2010 HNS Convention, if it is entered into force. The 2010 HNS Convention creates a regime of liability and compensation for damage from hazardous and noxious substances ("HNS"), including liquefied gases. The Convention sets up a two-tier system of compensation composed of compulsory insurance taken out by shipowners and an HNS Fund which comes into play when the insurance is insufficient to satisfy a claim or does not cover the incident. Under the 2010 HNS Convention, if damage is caused by bulk HNS, claims for compensation will first be sought from the shipowner up to a maximum of 100 million Special Drawing Rights ("SDR"). If the damage is caused by packaged HNS or by both bulk and packaged HNS, the maximum liability is 115 million SDR. Once the limit is reached, compensation will be paid from the HNS Fund up to a maximum of 250 million SDR. The 2010 HNS Convention has not been ratified by a sufficient number of countries to enter into force, and we cannot estimate the costs that may be needed to comply with any such requirements that may be adopted with any certainty at this time.

In June 2015 the IMO formally adopted the International Code of Safety for Ships using Gases or Low flashpoint Fuels, or the "IGF Code," which is designed to minimize the risks involved with ships using low flashpoint fuels- including LNG. The IGF Code will be mandatory under SOLAS through the adopted amendments. The IGF Code and the amendments to SOLAS became effective January 1, 2017.

#### *Air Emissions*

In September of 1997, the IMO adopted Annex VI to MARPOL to address air pollution from vessels. Effective May 2005, Annex VI sets limits on sulfur oxide and nitrogen oxide emissions from all commercial vessel exhausts and prohibits "deliberate emissions" of ozone depleting substances (such as halons and chlorofluorocarbons), and the shipboard incineration of specific substances. Annex VI also includes a global cap on the sulfur content of fuel oil and allows for special areas to be established with more stringent controls on sulfur emissions, as explained below. The shipboard incineration (from incinerators installed after January 1, 2000) of certain substances (such as polychlorinated biphenyls, or "PCBs") are also prohibited. We believe that all our vessels are currently compliant in all material respects with these regulations.

The Marine Environment Protection Committee, or "MEPC," adopted amendments to Annex VI regarding emissions of sulfur oxide, nitrogen oxide, particulate matter and ozone depleting substances, which entered into force on July 1, 2010. The amended Annex VI seeks to further reduce air pollution by, among other things, implementing a progressive reduction of the amount of sulfur contained in any fuel oil used on board ships. On October 27, 2016, at its 70th session, the MEPC agreed to implement a global 0.5% m/m sulfur oxide emissions limit (reduced from 3.50%) starting from January 1, 2020. This limitation can be met by using low-sulfur compliant fuel oil, alternative fuels or certain exhaust gas cleaning systems. Once the cap becomes effective, ships will be required to obtain bunker delivery notes and International Air Pollution Prevention ("IAPP") Certificates from their flag states that specify sulfur content. Additionally, at MEPC 73, amendments to Annex VI to prohibit the carriage of bunkers above 0.5% sulfur on ships were adopted and took effect March 1, 2020. These regulations subject ocean-going vessels to stringent emissions controls, and may cause us to incur substantial costs.

Sulfur content standards are even stricter within certain "Emission Control Areas," or ("ECAs"). As of January 1, 2015, ships operating within an ECA were not permitted to use fuel with sulfur content in excess of 0.1% m/m. Amended Annex VI establishes procedures for designating new ECAs. Currently, the IMO has designated four ECAs, including specified portions of the Baltic Sea area, North Sea area, North American area and United States Caribbean area. Ocean-going vessels in these areas will be subject to stringent emission controls and may cause us to incur additional costs. Other areas in China are subject to local regulations that impose stricter emission controls. If other ECAs are approved by the IMO, or other new or more stringent requirements relating to emissions from marine diesel engines or port operations by vessels are adopted by the U.S. Environmental Protection Agency ("EPA") or the states where we operate, compliance with these regulations could entail significant capital expenditures or otherwise increase the costs of our operations.

Amended Annex VI also establishes new tiers of stringent nitrogen oxide emissions standards for marine diesel engines, depending on their date of installation. At the MEPC meeting held from March to April 2014, amendments to Annex VI were adopted which address the date on which Tier III Nitrogen Oxide (NOx) standards in ECAs will go into effect. Under the amendments, Tier III NOx standards apply to ships that operate in the North American and U.S. Caribbean Sea ECAs designed for the control of NOx produced by vessels with a marine diesel engine installed and constructed on or after January 1, 2016. Tier III requirements could apply to areas that will be designated for Tier III NOx in the future. At MEPC 70 and MEPC 71, the MEPC approved the North Sea and Baltic Sea as ECAs for nitrogen oxide for ships built after on or after January 1, 2021. The EPA promulgated equivalent (and in some senses stricter) emissions standards in 2010. As a result of these designations or similar future designations, we may be required to incur additional operating or other costs.

As determined at the MEPC 70, the new Regulation 22A of MARPOL Annex VI became effective as of March 1, 2018 and requires ships above 5,000 gross tonnage to collect and report annual data on fuel oil consumption to an IMO database, with the first year of data collection having commenced on January 1, 2019. The IMO intends to use such data as the first step in its roadmap (through 2023) for developing its strategy to reduce greenhouse gas emissions from ships, as discussed further below.

As of January 1, 2013, MARPOL made mandatory certain measures relating to energy efficiency for ships. All ships are now required to develop and implement Ship Energy Efficiency Management Plans ("SEEMP"), and new ships must be designed in compliance with minimum energy efficiency levels per capacity mile as defined by the Energy Efficiency Design Index ("EEDI"). Under these measures, by 2025, all new ships built will be 30% more energy efficient than those built in 2014.

Additional or new conventions, laws and regulations or industry practice may be adopted that could require the installation of expensive emission control systems or other modifications and could adversely affect our business, results of operations cash flows and financial condition

#### *Safety Management System Requirements*

The SOLAS Convention was amended to address the safe manning of vessels and emergency training drills. The Convention of Limitation of Liability for Maritime Claims (the "LLMC") sets limitations of liability for a loss of life or personal injury claim or a property claim against ship owners. We believe that our vessels are in substantial compliance with SOLAS and LLMC standards.

Under Chapter IX of the SOLAS Convention, or the International Safety Management Code for the Safe Operation of Ships and for Pollution Prevention (the "ISM Code"), our operations are also subject to environmental standards and requirements. The ISM Code requires the party with operational control of a vessel to develop an extensive safety management system that includes, among other things, the adoption of a safety and environmental protection policy setting forth instructions and procedures for operating its vessels safely and describing procedures for responding to emergencies. We rely upon the safety management system that we and our technical management team have developed for compliance with the ISM Code. The failure of a vessel owner or bareboat charterer to comply with the ISM Code may subject such party to increased liability, may decrease available insurance coverage for the affected vessels and may result in a denial of access to, or detention in, certain ports.

The ISM Code requires that vessel operators obtain a safety management certificate for each vessel they operate. This certificate evidences compliance by a vessel's management with the ISM Code requirements for a safety management system. No vessel can obtain a safety management certificate unless its manager has been awarded a document of compliance, issued by each flag state, under the ISM Code. We have obtained applicable documents of compliance for our offices and safety management certificates for all of our vessels for which the certificates are required by the IMO. The document of compliance and safety management certificate are renewed as required.

Amendments to the SOLAS Convention Chapter VII apply to vessels transporting dangerous goods and require those vessels be in compliance with the International Maritime Dangerous Goods Code ("IMDG Code"). Effective January 1, 2018, the IMDG Code includes (1) updates to the provisions for radioactive material, reflecting the latest provisions from the International Atomic Energy Agency, (2) new marking, packing and classification requirements for dangerous goods, and (3) new mandatory training requirements. Amendments which took effect on January 1, 2020 also reflect the latest material from the UN Recommendations on the Transport of Dangerous Goods, including (1) new provisions regarding IMO type 9 tank, (2) new abbreviations for segregation groups, and (3) special provisions for carriage of lithium batteries and of vehicles powered by flammable liquid or gas.

The IMO has also adopted the International Convention on Standards of Training, Certification and Watchkeeping for Seafarers ("STCW"). As of February 2017, all seafarers are required to meet the STCW standards and be in possession of a valid STCW certificate. Flag states that have ratified SOLAS and STCW generally employ the classification societies, which have incorporated SOLAS and STCW requirements into their class rules, to undertake surveys to confirm compliance.

The IMO's Maritime Safety Committee and MEPC, respectively, each adopted relevant parts of the International Code for Ships Operating in Polar Water (the "Polar Code"). The Polar Code, which entered into force on January 1, 2017, covers design, construction, equipment, operational, training, search and rescue as well as environmental protection matters relevant to ships operating in the waters surrounding the two poles. It also includes mandatory measures regarding safety and pollution prevention as well as recommendatory provisions. The Polar Code applies to new ships constructed after January 1, 2017, and after January 1, 2018, ships constructed before January 1, 2017 are required to meet the relevant requirements by the earlier of their first intermediate or renewal survey.

Furthermore, recent action by the IMO's Maritime Safety Committee and United States agencies indicates that cybersecurity regulations for the maritime industry are likely to be further developed in the near future in an attempt to combat cybersecurity threats. For example, cyber-risk management systems must be incorporated by ship-owners and managers by 2021. This might cause companies to create additional procedures for monitoring cybersecurity, which could require additional expenses and/or capital expenditures. The impact of such regulations is hard to predict at this time.



The IMO has negotiated international conventions that impose liability for pollution in international waters and the territorial waters of the signatories to such conventions. For example, the IMO adopted an International Convention for the Control and Management of Ships' Ballast Water and Sediments (the "BWM Convention") in 2004. The BWM Convention entered into force on September 8, 2017. The BWM Convention requires ships to manage their ballast water to remove, render harmless, or avoid the uptake or discharge of new or invasive aquatic organisms and pathogens within ballast water and sediments. The BWM Convention's implementing regulations call for a phased introduction of mandatory ballast water exchange requirements, to be replaced in time with mandatory concentration limits, and require all ships to carry a ballast water record book and an international ballast water management certificate.

On December 4, 2013, the IMO Assembly passed a resolution revising the application dates of BWM Convention so that the dates are triggered by the entry into force date and not the dates originally in the BWM Convention. This, in effect, makes all vessels delivered before the entry into force date "existing vessels" and allows for the installation of ballast water management systems on such vessels at the first International Oil Pollution Prevention ("IOPP") renewal survey following entry into force of the convention. The MEPC adopted updated guidelines for approval of ballast water management systems (G8) at MEPC 70. At MEPC 71, the schedule regarding the BWM Convention's implementation dates was also discussed and amendments were introduced to extend the date existing vessels are subject to certain ballast water standards. Those changes were adopted at MEPC 72. Ships over 400 gross tons generally must comply with a "D-1 standard," requiring the exchange of ballast water only in open seas and away from coastal waters. The "D-2 standard" specifies the maximum amount of viable organisms allowed to be discharged, and compliance dates vary depending on the IOPP renewal dates. Depending on the date of the IOPP renewal survey, existing vessels must comply with the D-2 standard on or after September 8, 2019. For most ships, compliance with the D-2 standard will involve installing on-board systems to treat ballast water and eliminate unwanted organisms. Ballast water management systems, which include systems that make use of chemical, biocides, organisms or biological mechanisms, or which alter the chemical or physical characteristics of the ballast water, must be approved in accordance with IMO Guidelines (Regulation D-3). As of October 13, 2019, MEPC 72's amendments to the BWM Convention took effect, making the Code for Approval of Ballast Water Management Systems, which governs assessment of ballast water management systems, mandatory rather than permissive, and formalized an implementation schedule for the D-2 standard. Under these amendments, all ships must meet the D-2 standard by September 8, 2024. Costs of compliance with these regulations may be substantial.

Once mid-ocean ballast exchange or ballast water treatment requirements become mandatory under the BWM Convention, the cost of compliance could increase for ocean carriers and may have a material effect on our operations. However, many countries already regulate the discharge of ballast water carried by vessels from country to country to prevent the introduction of invasive and harmful species via such discharges. The U.S. for example, requires vessels entering its waters from another country to conduct mid-ocean ballast exchange, or undertake some alternate measure, and to comply with certain reporting requirements.

The IMO also adopted the International Convention on Civil Liability for Bunker Oil Pollution Damage (the "Bunker Convention") to impose strict liability on ship owners (including the registered owner, bareboat charterer, manager or operator) for pollution damage in jurisdictional waters of ratifying states caused by discharges of bunker fuel. The Bunker Convention requires registered owners of ships over 1,000 gross tons to maintain insurance for pollution damage in an amount equal to the limits of liability under the applicable national or international limitation regime (but not exceeding the amount calculated in accordance with the LLMC). With respect to non-ratifying states, liability for spills or releases of oil carried as fuel in ship's bunkers typically is determined by the national or other domestic laws in the jurisdiction where the events or damages occur.

Ships are required to maintain a certificate attesting that they maintain adequate insurance to cover an incident. In jurisdictions, such as the United States where the CLC or the Bunker Convention has not been adopted, various legislative schemes or common law govern, and liability is imposed either on the basis of fault or on a strict-liability basis.

#### *Anti-Fouling Requirements*

In 2001, the IMO adopted the International Convention on the Control of Harmful Anti-fouling Systems on Ships, or the "Anti-fouling Convention." The Anti-fouling Convention, which entered into force on September 17, 2008, prohibits the use of organotin compound coatings to prevent the attachment of mollusks and other sea life to the hulls of vessels. Vessels of over 400 gross tons engaged in international voyages will also be required to undergo an initial survey before the vessel is put into service or before an International Anti-fouling System Certificate is issued for the first time; and subsequent surveys when the anti-fouling systems are altered or replaced. We have obtained Anti-fouling System Certificates for all of our vessels that are subject to the Anti-fouling Convention.

Noncompliance with the ISM Code or other IMO regulations may subject the ship owner or bareboat charterer to increased liability, may lead to decreases in available insurance coverage for affected vessels and may result in the denial of access to, or detention in, some ports. The USCG and European Union authorities have indicated that vessels not in compliance with the ISM Code by applicable deadlines will be prohibited from trading in U.S. and European Union ports, respectively. As of the date of this report, each of our vessels is ISM Code compliant certified. However, there can be no assurance that such certificates will be maintained in the future. The IMO continues to review and introduce new regulations. It is impossible to predict what additional regulations, if any, may be passed by the IMO and what effect, if any, such regulations might have on our operations.

### **United States Regulations**

#### *The U.S. Oil Pollution Act of 1990 and the Comprehensive Environmental Response, Compensation and Liability Act*

The U.S. Oil Pollution Act of 1990 ("OPA") established an extensive regulatory and liability regime for the protection and cleanup of the environment from oil spills. OPA affects all "owners and operators" whose vessels trade or operate within the U.S., its territories and possessions or whose vessels operate in U.S. waters, which includes the U.S.'s territorial sea and its 200 nautical mile exclusive economic zone around the U.S. The U.S. has also enacted the Comprehensive Environmental Response, Compensation and Liability Act ("CERCLA"), which applies to the discharge of hazardous substances other than oil, except in limited circumstances, whether on land or at sea. OPA and CERCLA both define "owner and operator" in the case of a vessel as any person owning, operating or chartering by demise, the vessel. OPA and CERCLA may affect us because we carry oil as fuel and lubricants for our engines, and the discharge of these could cause environmental hazards. Both OPA and CERCLA impact our operations.

Under OPA, vessel owners and operators are "responsible parties" and are jointly, severally and strictly liable (unless the spill results solely from the act or omission of a third party, an act of God or an act of war) for all containment and clean-up costs and other damages arising from discharges or threatened discharges of oil from their vessels, including bunkers (fuel). OPA defines these other damages broadly to include:

- i. injury to, destruction or loss of, or loss of use of natural resources and related assessment costs;
- ii. injury to, or economic losses resulting from, the destruction of real and personal property;
- iii. loss of subsistence use of natural resources that are injured, destroyed or lost;
- iv. net loss of taxes, royalties, rents, fees or net profit revenues resulting from injury, destruction or loss of real or personal property, or natural resources;
- v. lost profits or impairment of earning capacity due to injury, destruction or loss of real or personal property or natural resources; and
- vi. net cost of increased or additional public services necessitated by removal activities following a discharge of oil, such as protection from fire, safety or health hazards, and loss of subsistence use of natural resources.

OPA contains statutory caps on liability and damages; such caps do not apply to direct cleanup costs. Effective November 12, 2019, the USCG adjusted the limits of OPA liability for a tank vessel, other than a single-hull tank vessel, over 3,000 gross tons liability to the greater of \$2,300 per gross ton or \$19,943,400 (subject to periodic adjustment for inflation). These limits of liability do not apply if an incident was proximately caused by the violation of an applicable U.S. federal safety, construction or operating regulation by a responsible party (or its agent, employee or a person acting pursuant to a contractual relationship), or a responsible party's gross negligence or willful misconduct. The limitation on liability similarly does not apply if the responsible party fails or refuses to (i) report the incident as required by law where the responsible party knows or has reason to know of the incident; (ii) reasonably cooperate and assist as requested in connection with oil removal activities; or (iii) without sufficient cause, comply with an order issued under the Federal Water Pollution Act (Section 311(c), (e)) or the Intervention on the High Seas Act.

CERCLA contains a similar liability regime whereby owners and operators of vessels are liable for cleanup, removal and remedial costs, as well as damages for injury to, or destruction or loss of, natural resources, including the reasonable costs associated with assessing the same, and health assessments or health effects studies. There is no liability if the discharge of a hazardous substance results solely from the act or omission of a third party, an act of God or an act of war. Liability under CERCLA is limited to the greater of \$300 per gross ton or \$5.0 million for vessels carrying a hazardous substance as cargo and the greater of \$300 per gross ton or \$500,000 for any other vessel. These limits do not apply (rendering the responsible person liable for the total cost of response and damages) if the release or threat of release of a hazardous substance resulted from willful misconduct or negligence, or the primary cause of the release was a violation of applicable safety, construction or operating standards or regulations. The limitation on liability also does not apply if the responsible person fails or refused to provide all reasonable cooperation and assistance as requested in connection with response activities where the vessel is subject to OPA.

OPA and CERCLA each preserve the right to recover damages under existing law, including maritime tort law. OPA and CERCLA both require owners and operators of vessels to establish and maintain with the USCG evidence of financial responsibility sufficient to meet the maximum amount of liability to which the particular responsible person may be subject. Vessel owners and operators may satisfy their financial responsibility obligations by providing a proof of insurance, a surety bond, qualification as a self-insurer or a guarantee. We comply with and plan to comply going forward with the USCG's financial responsibility regulations by providing applicable certificates of financial responsibility.

The 2010 *Deepwater Horizon* oil spill in the Gulf of Mexico resulted in additional regulatory initiatives or statutes, including higher liability caps under OPA, new regulations regarding offshore oil and gas drilling and a pilot inspection program for offshore facilities. However, several of these initiatives and regulations have been or may be revised. For example, the U.S. Bureau of Safety and Environmental Enforcement's ("BSEE") revised Production Safety Systems Rule ("PSSR"), effective December 27, 2018, modified and relaxed certain environmental and safety protections under the 2016 PSSR. Additionally, the BSEE amended the Well Control Rule, effective July 15, 2019, which rolled back certain reforms regarding the safety of drilling operations, and the U.S. President has proposed leasing new sections of U.S. waters to oil and gas companies for offshore drilling. The effects of these proposals and changes are currently unknown. Compliance with any new requirements of OPA and future legislation or regulations applicable to the operation of our vessels could impact the cost of our operations and adversely affect our business.

OPA specifically permits individual states to impose their own liability regimes with regard to oil pollution incidents occurring within their boundaries, provided they accept, at a minimum, the levels of liability established under OPA and some states have enacted legislation providing for unlimited liability for oil spills. Many U.S. states that border a navigable waterway have enacted environmental pollution laws that impose strict liability on a person for removal costs and damages resulting from a discharge of oil or a release of a hazardous substance. These laws may be more stringent than U.S. federal law. Moreover, some states have enacted legislation providing for unlimited liability for discharge of pollutants within their waters, although in some cases, states which have enacted this type of legislation have not yet issued implementing regulations defining vessel owners' responsibilities under these laws. The Company intends to comply with all applicable state regulations in the ports where the Company's vessels call.

We currently maintain pollution liability coverage insurance in the amount of \$1.0 billion per incident for each of our vessels. If the damages from a catastrophic spill were to exceed our insurance coverage, it could have an adverse effect on our business and results of operation.

#### *Other United States Environmental Initiatives*

The U.S. Clean Water Act ("CWA") prohibits the discharge of oil, hazardous substances and ballast water in U.S. navigable waters unless authorized by a duly-issued permit or exemption, and imposes strict liability in the form of penalties for any unauthorized discharges. The CWA also imposes substantial liability for the costs of removal, remediation and damages and complements the remedies available under OPA and CERCLA. In 2015, the EPA expanded the definition of "waters of the United States" ("WOTUS"), thereby expanding federal authority under the CWA. Following litigation on the revised WOTUS rule, in December 2018, the EPA and Department of the Army proposed a revised, limited definition of "waters of the United States." The proposed rule was published in the Federal Register on February 14, 2019 and was subject to public comment. On October 22, 2019, the agencies published a final rule repealing the 2015 Rule defining "waters of the United States" and recodified the regulatory text that existed prior to the 2015 Rule. The final rule became effective on December 23, 2019. On January 23, 2020, the EPA published the "Navigable Waters Protection Rule," which replaces the rule published on October 22, 2019, and redefines "waters of the United States." The effect of this rule is currently unknown.

The EPA and the USCG have also enacted rules relating to ballast water discharge, compliance with which requires the installation of equipment on our vessels to treat ballast water before it is discharged or the implementation of other port facility disposal arrangements or procedures at potentially substantial costs, and/or otherwise restrict our vessels from entering U.S. Waters. The EPA will regulate these ballast water discharges and other discharges incidental to the normal operation of certain vessels within United States waters pursuant to the Vessel Incidental Discharge Act ("VIDA"), which was signed into law on December 4, 2018 and replaces the 2013 Vessel General Permit ("VGP") program (which authorizes discharges incidental to operations of commercial vessels and contains numeric ballast water discharge limits for most vessels to reduce the risk of invasive species in U.S. waters, stringent requirements for exhaust gas scrubbers, and requirements for the use of environmentally acceptable lubricants) and current Coast Guard ballast water management regulations adopted under the U.S. National Invasive Species Act ("NISA"), such as mid-ocean ballast exchange programs and installation of approved USCG technology for all vessels equipped with ballast water tanks bound for U.S. ports or entering U.S. waters. VIDA establishes a new framework for the regulation of vessel incidental discharges under Clean Water Act (CWA), requires the EPA to develop performance standards for those discharges within two years of enactment, and requires the U.S. Coast Guard to develop implementation, compliance, and enforcement regulations within two years of EPA's promulgation of standards. Under VIDA, all provisions of the 2013 VGP and USCG regulations regarding ballast water treatment remain in force and effect until the EPA and U.S. Coast Guard regulations are finalized. Non-military, non-recreational vessels greater than 79 feet in length must continue to comply with the requirements of the VGP, including submission of a Notice of Intent ("NOI") or retention of a PARI form and submission of annual reports. We have submitted NOIs for all our vessels. Compliance with the EPA, U.S. Coast Guard and state regulations could require the installation of ballast water treatment equipment on our vessels or the implementation of other port facility disposal procedures at potentially substantial cost, or may otherwise restrict our vessels from entering U.S. waters.

## ***European Union Regulations***

In October 2009, the European Union amended a directive to impose criminal sanctions for illicit ship-source discharges of polluting substances, including minor discharges, if committed with intent, recklessly or with serious negligence and the discharges individually or in the aggregate result in deterioration of the quality of water. Aiding and abetting the discharge of a polluting substance may also lead to criminal penalties. The directive applies to all types of vessels, irrespective of their flag, but certain exceptions apply to warships or where human safety or that of the ship is in danger. Criminal liability for pollution may result in substantial penalties or fines and increased civil liability claims. Regulation (EU) 2015/757 of the European Parliament and of the Council of April 29, 2015 (amending EU Directive 2009/16/EC) governs the monitoring, reporting and verification of carbon dioxide emissions from maritime transport, and, subject to some exclusions, requires companies with ships over 5,000 gross tonnage to monitor and report carbon dioxide emissions which may cause us to incur additional expenses.

The European Union has adopted several regulations and directives requiring, among other things, more frequent inspections of high-risk ships, as determined by type, age and flag as well as the number of times the ship has been detained. The European Union also adopted and extended a ban on substandard ships and enacted a minimum ban period and a definitive ban for repeated offenses. The regulation also provided the European Union with greater authority and control over classification societies, by imposing more requirements on classification societies and providing for fines or penalty payments for organizations that failed to comply. Furthermore, the EU has implemented regulations requiring vessels to use reduced sulfur content fuel for their main and auxiliary engines. The EU Directive 2005/33/EC (amending Directive 1999/32/EC) introduced requirements parallel to those in Annex VI relating to the sulfur content of marine fuels. In addition, the EU imposed a 0.1% maximum sulfur requirement for fuel used by ships at berth in the Baltic, the North Sea and the English Channel (the so called "SOx-Emission Control Area"). As of January 2020, EU member states must also ensure that ships in all EU waters, except the SOx-Emission Control Area, use fuels with a 0.5% maximum sulfur content.

## ***International Labour Organization***

The International Labour Organization (the "ILO") is a specialized agency of the UN that has adopted the Maritime Labor Convention 2006 ("MLC 2006"). A Maritime Labor Certificate and a Declaration of Maritime Labor Compliance is required to ensure compliance with the MLC 2006 for all ships that are 500 gross tonnage or over and are either engaged in international voyages or flying the flag of a Member and operating from a port, or between ports, in another country. All our vessels are in substantial compliance with and are MLC certified.

## ***Greenhouse Gas Regulation***

Currently, the emissions of greenhouse gases from international shipping are not subject to the Kyoto Protocol to the United Nations Framework Convention on Climate Change, which entered into force in 2005 and pursuant to which adopting countries have been required to implement national programs to reduce greenhouse gas emissions with targets extended through 2020. International negotiations are continuing with respect to a successor to the Kyoto Protocol, and restrictions on shipping emissions may be included in any new treaty. In December 2009, more than 27 nations, including the U.S. and China, signed the Copenhagen Accord, which includes a non-binding commitment to reduce greenhouse gas emissions. The 2015 United Nations Climate Change Conference in Paris resulted in the Paris Agreement, which entered into force on November 4, 2016 and does not directly limit greenhouse gas emissions from ships. The U.S. initially entered into the agreement, but on June 1, 2017, the U.S. President announced that the United States intends to withdraw from the Paris Agreement, which provides for a four-year exit process, meaning that the earliest possible effective withdrawal date cannot be before November 4, 2020. The timing and effect of such action has yet to be determined.

At MEPC 70 and MEPC 71, a draft outline of the structure of the initial strategy for developing a comprehensive IMO strategy on reduction of greenhouse gas emissions from ships was approved. In accordance with this roadmap, in April 2018, nations at the MEPC 72 adopted an initial strategy to reduce greenhouse gas emissions from ships. The initial strategy identifies "levels of ambition" to reducing greenhouse gas emissions, including (1) decreasing the carbon intensity from ships through implementation of further phases of the EEDI for new ships; (2) reducing carbon dioxide emissions per transport work, as an average across international shipping, by at least 40% by 2030, pursuing efforts towards 70% by 2050, compared to 2008 emission levels; and (3) reducing the total annual greenhouse emissions by at least 50% by 2050 compared to 2008 while pursuing efforts towards phasing them out entirely. The initial strategy notes that technological innovation, alternative fuels and/or energy sources for international shipping will be integral to achieve the overall ambition. These regulations could cause us to incur additional substantial expenses.

The EU made a unilateral commitment to reduce overall greenhouse gas emissions from its member states from 20% of 1990 levels by 2020. The EU also committed to reduce its emissions by 20% under the Kyoto Protocol's second period from 2013 to 2020. Starting in January 2018, large ships over 5,000 gross tonnage calling at EU ports are required to collect and publish data on carbon dioxide emissions and other information.

In the United States, the EPA issued a finding that greenhouse gases endanger the public health and safety, adopted regulations to limit greenhouse gas emissions from certain mobile sources and proposed regulations to limit greenhouse gas emissions from large stationary sources. However, in March 2017, the U.S. President signed an executive order to review and possibly eliminate the EPA's plan to cut greenhouse gas emissions, and in August 2019, the Administration announced plans to weaken regulations for methane emissions. The EPA or individual U.S. states could enact environmental regulations that would affect our operations.

Any passage of climate control legislation or other regulatory initiatives by the IMO, the EU, the U.S. or other countries where we operate, or any treaty adopted at the international level to succeed the Kyoto Protocol or Paris Agreement, that restricts emissions of greenhouse gases could require us to make significant financial expenditures which we cannot predict with certainty at this time. Even in the absence of climate control legislation, our business may be indirectly affected to the extent that climate change may result in sea level changes or certain weather events.

### ***Vessel Security Regulations***

Since the terrorist attacks of September 11, 2001 in the United States, there have been a variety of initiatives intended to enhance vessel security such as the U.S. Maritime Transportation Security Act of 2002 ("MTSA"). To implement certain portions of the MTSA, the USCG issued regulations requiring the implementation of certain security requirements aboard vessels operating in waters subject to the jurisdiction of the United States and at certain ports and facilities, some of which are regulated by the EPA.

Similarly, Chapter XI-2 of the SOLAS Convention imposes detailed security obligations on vessels and port authorities and mandates compliance with the International Ship and Port Facility Security Code ("the ISPS Code"). The ISPS Code is designed to enhance the security of ports and ships against terrorism. To trade internationally, a vessel must attain an International Ship Security Certificate ("ISSC") from a recognized security organization approved by the vessel's flag state. Ships operating without a valid certificate may be detained, expelled from, or refused entry at port until they obtain an ISSC. The various requirements, some of which are found in the SOLAS Convention, include, for example,

- on-board installation of automatic identification systems to provide a means for the automatic transmission of safety-related information from among similarly equipped ships and shore stations, including information on a ship's identity, position, course, speed and navigational status;
- on-board installation of ship security alert systems, which do not sound on the vessel but only alert the authorities on shore;
- the development of vessel security plans;
- ship identification number to be permanently marked on a vessel's hull;
- a continuous synopsis record kept onboard showing a vessel's history including, the name of the ship, the state whose flag the ship is entitled to fly, the date on which the ship was registered with that state, the ship's identification number, the port at which the ship is registered and the name of the registered owner(s) and their registered address; and
- compliance with flag state security certification requirements.

The USCG regulations, intended to align with international maritime security standards, exempt non-U.S. vessels from MTSA vessel security measures, provided such vessels have on board a valid ISSC that attests to the vessel's compliance with the SOLAS Convention security requirements and the ISPS Code. Future security measures could have a significant financial impact on us. We comply with the various security measures addressed by MTSA, the SOLAS Convention and the ISPS Code. We also hold ISO 27001 certification as of February 11, 2020 for the management of IT services.

The cost of vessel security measures has also been affected by the escalation in the frequency of acts of piracy against ships, notably off the coast of Somalia, including the Gulf of Aden and Arabian Sea area. Substantial loss of revenue and other costs may be incurred as a result of detention of a vessel or additional security measures, and the risk of uninsured losses could significantly affect our business. Costs are incurred in taking additional security measures in accordance with Best Management Practices to Deter Piracy, notably those contained in the BMP5 industry standard.

## **Inspection by Classification Societies**

The hull and machinery of every commercial vessel must be classed by a classification society authorized by its country of registry. The classification society certifies that a vessel is safe and seaworthy in accordance with the applicable rules and regulations of the country of registry of the vessel and SOLAS. Most insurance underwriters make it a condition for insurance coverage and lending that a vessel be certified "in class" by a classification society which is a member of the International Association of Classification Societies, the IACS. The IACS has adopted harmonized Common Structural Rules, or "the Rules," which apply to oil tankers and bulk carriers contracted for construction on or after July 1, 2015. The Rules attempt to create a level of consistency between IACS Societies. All of our vessels are certified as being "in class" by all the applicable Classification Societies (e.g., Lloyd's Register of Shipping, Bureau Veritas and Russian Maritime Register of Shipping).

A vessel must undergo annual surveys, intermediate surveys, drydockings and special surveys. In lieu of a special survey, a vessel's machinery may be on a continuous survey cycle, under which the machinery would be surveyed periodically over a five-year period. Every vessel is also required to be drydocked every 30 to 36 months for inspection of the underwater parts of the vessel. If any vessel does not maintain its class and/or fails any annual survey, intermediate survey, drydocking or special survey, the vessel will be unable to carry cargo between ports and will be unemployable and uninsurable which could cause us to be in violation of certain covenants in our loan agreements. Any such inability to carry cargo or be employed, or any such violation of covenants, could have a material adverse impact on our financial condition and results of operations.

## **Risk of Loss and Liability Insurance**

### ***General***

The operation of any cargo vessel includes risks such as mechanical failure, physical damage, collision, property loss, cargo loss or damage and business interruption due to political circumstances in foreign countries, piracy incidents, hostilities and labor strikes. In addition, there is always an inherent possibility of marine disaster, including oil spills and other environmental mishaps, and the liabilities arising from owning and operating vessels in international trade. OPA, which imposes virtually unlimited liability upon shipowners, operators and bareboat charterers of any vessel trading in the exclusive economic zone of the United States for certain oil pollution accidents in the United States, has made liability insurance more expensive for shipowners and operators trading in the United States market. We carry insurance coverage as customary in the shipping industry. However, not all risks can be insured, specific claims may be rejected, and we might not be always able to obtain adequate insurance coverage at reasonable rates.

### ***Hull and Machinery Insurance***

We procure hull and machinery insurance, protection and indemnity insurance and war risk insurance and freight, demurrage and defense insurance for our fleet. The agreed deductible on each vessel averages \$250,000 increased to \$500,000 when trading outside Institute Warrantee Limits.

We have also obtained loss of hire insurance to protect us against loss of income in the event one of our vessels cannot be employed due to damage that is covered under the terms of our hull and machinery insurance. Under our loss of hire policies, our insurer will pay us the daily rate agreed in respect of each vessel for each day, in excess of a certain number of deductible days, for the time that the vessel is out of service as a result of damage, for a maximum of between 120 and 180 days.. The number of deductible days for the vessels in our Fleet is 14 days per vessel increased to 30 days when trading outside Institute Warrantee Limits.

### ***Protection and Indemnity Insurance***

Protection and indemnity insurance is provided by mutual protection and indemnity associations, or "P&I Associations," and covers our third-party liabilities in connection with our shipping activities. This includes third-party liability and other related expenses of injury or death of crew, passengers and other third parties, loss or damage to cargo, claims arising from collisions with other vessels, damage to other third-party property, pollution arising from oil or other substances, and salvage, towing and other related costs, including wreck removal. Protection and indemnity insurance is a form of mutual indemnity insurance, extended by protection and indemnity mutual associations, or "clubs."

Our current protection and indemnity insurance coverage for pollution is \$1 billion per vessel per incident. The 13 P&I Associations that comprise the International Group insure approximately 90% of the world's commercial tonnage and have entered into a pooling agreement to reinsure each association's liabilities. The International Group's website states that the Pool provides a mechanism for sharing all claims in excess of US\$ 10 million up to, currently, approximately US\$8.2 billion. As a member of a P&I Association, which is a member of the International Group, we are subject to calls payable to the associations based on our claim records as well as the claims records of all other members of the individual associations and members of the shipping pool of P&I Associations comprising the International Group.

## **C. ORGANIZATIONAL STRUCTURE**

We were formed on May 30, 2013 as a Marshall Islands limited partnership for the purpose of owning, operating, and acquiring LNG carriers and other business activities incidental thereto. We own (i) a 100% limited partner interest in Dynagas Operating LP, which owns a 100% interest in our Fleet through intermediate holding companies and (ii) the non-economic general partner interest in Dynagas Operating LP through our 100% ownership of its general partner, Dynagas Operating GP LLC. We own our vessels through separate wholly-owned subsidiaries that are incorporated in the Republic of the Marshall Islands and Republic of Malta.

Please see Exhibit 8.1 to this Annual Report for a list of our current subsidiaries.

## **D. PROPERTY, PLANT AND EQUIPMENT**

For a description of our Fleet, please see "Item 4. Information on the Partnership—B. Business Overview—Our Fleet."

We do not own any real property.

## **ITEM 4A. UNRESOLVED STAFF COMMENTS**

Not applicable.

## **ITEM 5. OPERATING AND FINANCIAL REVIEW AND PROSPECTS**

The following management's discussion and analysis of our financial condition and results of operations should be read in conjunction with the "Selected Financial Data" and the accompanying audited consolidated financial statements and the related notes included in "Item 18. Financial Statements" of this Annual Report. Amounts relating to percentage variations in period—on—period comparisons shown in this section are derived from the actual numbers in our books and records. The following discussion contains forward-looking statements that reflect our future plans, estimates, beliefs and expected performance. The forward-looking statements are dependent upon events, risks and uncertainties that may be outside our control. Our actual results could differ materially from those discussed in these forward-looking statements. See "Item 3. Key Information—D. Risk Factors" and the section entitled "Forward-Looking Statements" at the beginning of this Annual Report. In light of these risks, uncertainties and assumptions, the forward-looking events discussed may not occur.

## **A. RESULTS OF OPERATIONS**

### **Overview**

Since our IPO in November 2013 we have been a growth-oriented limited partnership focused on owning and operating LNG carriers growing our fleet from three vessels at the time of our IPO to six vessels to date. However, as a result of the significant challenges facing the listed midstream energy MLP industry, our cost of equity capital remained elevated for a prolonged period, making the funding of new acquisitions challenging. While our rights under the Omnibus Agreement to acquire the Optional Vessels from our Sponsor provide us with significant built-in growth opportunities, the decline in the price of our common units makes the current price levels not conducive to the funding such acquisitions with equity at this time. As of the date of this Annual Report, all six vessels in our Fleet vessels are contracted to time charters, with international energy companies, including Gazprom, Equinor and Yamal, providing us with the benefits of stable cash flows and high utilization rates. We believe that we are well regarded by our charterers for our expertise and history of safety in conducting our operations. We are now focusing our capital allocation on debt repayment, prioritizing balance sheet strength, in order to reposition the Partnership for potential future growth if our cost of capital allows us to access debt and equity capital on acceptable terms. As a result, if we are able to raise new debt or equity capital on terms acceptable to the Partnership in the future, we intend to leverage our reputation, expertise and relationships with our charterers, our Sponsor and our Manager in growing our core business and pursuing further business and growth opportunities in the transportation of energy or other energy-related projects, including floating storage regasification units, LNG infrastructure projects, maintaining cost-efficient operations and providing reliable seaborne transportation services to our current and prospective charterers. In addition, as opportunities arise, we may acquire additional vessels from our Sponsor and from third-parties and/or engage in investment opportunities incidental to the LNG or energy industry. In connection with such plans for growth, we may enter into additional financing arrangements, refinance existing arrangements or arrangements that our Sponsor, its affiliates, or such third party sellers may have in place for vessels and businesses that we may acquire, and, subject to favorable market conditions, we may raise capital in the public or private markets, including through incurring additional debt, debt or equity offerings of our securities or in other transactions. However, we cannot assure you that we will grow or maintain the size of our Fleet or that we will continue to pay the per unit distributions in the amounts that we have paid in the past or at all or that we will be able to execute our future plans for growth.

## Principal Factors Affecting Our Results of Operations

The principal factors which have affected our results and are expected to affect our future results of operations and financial position, include:

- Ownership days. The number of vessels in our Fleet is a key factor in determining the level of our revenues. Aggregate expenses also increase as the size of our Fleet increases;
- Charter rates. Our revenue is dependent on the charter rates we are able to obtain on our vessels. Charter rates on our vessels are based primarily on demand for and supply of LNG carrier capacity at the time we enter into the charters for our vessels, which is influenced by LNG market trends, such as the demand and supply for natural gas and in particular LNG as well as the supply of LNG carriers available for profitable employment. The charter rates we obtain are also dependent on whether we employ our vessels under multi-year charters or charters with initial terms of less than two years. As of the date of this Annual Report, all the vessels in our Fleet are employed under multi-year time charters with staggered maturities, which will make us less susceptible to cyclical fluctuations in charter rates than vessels operated on charters of less than two years. However, we will be exposed to fluctuations in prevailing charter rates when we seek to re-charter our vessels upon the expiry of their respective current charters and when we seek to charter vessels that we may acquire in the future;
- Utilization of our Fleet. Historically, our Fleet has had a limited number of unscheduled off-hire days. However, an increase in annual off-hire days would reduce our utilization. The efficiency with which suitable employment is secured, the ability to minimize off-hire days and the amount of time spent positioning vessels also affects our results of operations. If the utilization of our Fleet is reduced, our financial results would be affected;
- Operating expenses. The level of our vessel operating expenses, including crewing costs, insurance and maintenance costs. Our ability to control our vessel operating expenses also affects our financial results. These expenses include crew wages and related costs, the cost of insurance, expenses for repairs and maintenance, the cost of spares and consumable stores, lubricating oil costs, tonnage taxes and other miscellaneous expenses. In addition, factors beyond our control, such as developments relating to market premiums for insurance and the value of the U.S. dollar compared to currencies in which certain of our expenses, primarily crew wages, are paid, can cause our vessel operating expenses to increase;
- Our ability to exercise the options to purchase the Optional Vessels;
- The timely delivery of the vessels we may acquire in the future;
- Our ability to maintain solid working relationships with our existing charterers and our ability to increase the number of our charterers through the development of new working relationships;
- The performance of our charterer's obligations under their charter agreements;
- The effective and efficient technical management of the vessels under our Management Agreements;
- Our ability to obtain acceptable debt financing to fund our capital commitments;
- The supply and demand relationship for LNG shipping services;
- Our ability to obtain and maintain regulatory approvals and to satisfy technical, health, safety and compliance standards that meet our charterer's requirements;
- Economic, regulatory, political and governmental conditions that affect shipping and the LNG industry, which includes changes in the number of new LNG importing countries and regions, as well as structural LNG market changes impacting LNG supply that may allow greater flexibility and competition of other energy sources with global LNG use;
- Our ability to successfully employ our vessels at economically attractive rates, as our charters expire or are otherwise terminated;
- Our access to capital required to acquire additional ships and/or to implement our business strategy;



- Our level of debt, the related interest expense, our debt amortizations levels and the timing of required principal installments;
- The level of our general and administrative expenses, including salaries and costs of consultants;
- Our charterer's right for early termination of the charters under certain circumstances;
- Performance of our counterparties, which are limited in number, including our charterer's ability to make charter payments to us; and
- The level of any distribution on all classes of our units.

The following table illustrates our ownership days, Available Days, Revenue Earning Days, Time Charter Equivalent (or TCE) rate, daily operating expenses and Fleet Utilization for the periods presented:

	Year Ended December 31,		
	2019	2018	2017
<i>(expressed in United states dollars except for operational data)</i>			
Ownership days	2,190.0	2,190.0	2,190.0
Available Days <sup>(1)</sup>	2,190.0	2,144.7	2,140.3
Revenue Earning Days <sup>(2)</sup>	2,156.3	2,139.5	2,089.1
Time Charter Equivalent <sup>(1)</sup>	\$ 58,535	\$ 57,972	\$ 63,249
Daily operating expenses	\$ 12,946	\$ 11,435	\$ 12,359
Fleet Utilization <sup>(1)</sup>	98.5%	100%	98%

(1) For these definitions see Important Financial and Operational Terms and Concepts and "Item 3. Key information—A. Selected Financial Data"

(2) Revenue Earning Days are the total number of Available Days of our vessels net of unscheduled off-hire days, during a period.

See "Item 3. Key Information—D. Risk Factors" for a discussion of certain risks inherent in our business.

### Important Financial and Operational Terms and Concepts

We use a variety of financial and operational terms and concepts when analyzing our performance. These include the following:

**Voyage Revenues.** Our time charter revenues are driven primarily by the number of vessels in our Fleet, the amount of daily charter hire that our LNG carriers earn under time charters and the number of Revenue Earning Days during which our vessels generate revenues. These factors are, in turn, affected by our decisions relating to vessel acquisitions, the amount of time that our LNG carriers spend dry-docked undergoing repairs, maintenance and upgrade work, the age, condition and specifications of our vessels and the levels of supply and demand in the LNG carrier charter market. Our revenues will also be affected if any of our charterers cancel a time charter or if we agree to renegotiate charter terms during the term of a charter resulting in aggregate revenue reduction. Our time charter arrangements have been contracted in varying rate environments and expire at different times. We recognize revenues from time charters over the term of the charter as the applicable vessel operates under the charter. Under time charters, revenue is not recognized during days a vessel is off-hire. Revenue is recognized from delivery of the vessel to the charterer, until the end of the time charter period. Under time charters, we are responsible for providing the crewing and other services related to the vessel's operations, the cost of which is included in the daily hire rate, except when off-hire.

**Off-hire (Including Commercial Waiting Time).** When a vessel is "off-hire"—or not available for service—the charterer generally is not required to pay the time charter hire rate and we are responsible for all costs. Prolonged off-hire may lead to vessel substitution or termination of a time charter. Our vessels may be out of service, that is, off-hire, for several reasons: scheduled dry-docking, special survey, vessel upgrade or maintenance or inspection, which we refer to as scheduled off-hire; days spent waiting or positioning for a charter, which we refer to as commercial waiting time; and unscheduled repairs, maintenance, operational efficiencies, equipment breakdown, accidents, crewing strikes, certain vessel detentions or similar problems, or our failure to maintain the vessel in compliance with its specifications and contractual standards or to provide the required crew, which we refer to as unscheduled off-hire. We have obtained loss of hire insurance to protect us against loss of income in the event one of our vessels cannot be employed due to damage that is covered under the terms of our hull and machinery insurance. Under our loss of hire policies, our insurer generally will pay us the hire rate agreed in respect of each vessel for each day in excess of 14 days (increased to 30 days while navigating outside Institute Warrantee Limits) and with a maximum period of between 120 and 180 days.

**Voyage Expenses.** Voyage expenses primarily include port and canal charges, bunker (fuel) expenses and agency fees which are paid for by the charterer under our time charter arrangements or by us during periods of off-hire except for commissions, which are always paid for by us. We may incur voyage related expenses when positioning or repositioning vessels before or after the period of a time charter, during periods of commercial waiting time or while off-hire during a period of dry-docking. Voyage expenses can be higher when vessels trade on charters with initial terms of less than two years due to fuel consumption during idling, cool down requirements, commercial waiting time in between charters and positioning and repositioning costs. From time to time, in accordance with industry practice, we pay commissions ranging up to 1.25% of the total daily charter rate under the charters to unaffiliated ship brokers, depending on the number of brokers involved with arranging the charter. These commissions do not include the fees we pay to our Manager, which are described below under "—Management Fees."

**Available Days.** Available Days are the total number of ownership days our vessels were in our possession during a period, less the total number of scheduled off-hire days during the period associated with major repairs, or dry-dockings.

**Average Number of Vessels.** Average number of vessels is the number of vessels that constituted our Fleet for the relevant period, as measured by the sum of the number of days each vessel was a part of our Fleet during the period divided by the number of ownership days in the period.

**Fleet utilization.** We calculate fleet utilization by dividing the number of our Revenue Earning Days by the number of our Available Days during that period. The shipping industry uses fleet utilization to measure a company's efficiency in finding employment for its vessels and minimizing the amount of days that its vessels are off-hire for reasons such as unscheduled repairs but excluding scheduled off-hires for vessel upgrades, dry-dockings or special or intermediate surveys.

**Vessel Operating Expenses.** Vessel operating expenses include crew wages and related costs, the cost of insurance, expenses for repairs and maintenance, the cost of spares and consumable stores, lubricant costs, statutory and classification expenses, forwarding and communications expenses and other miscellaneous expenses.

Vessel operating expenses are paid by the ship-owner under time charters and are recognized as expenses when incurred. We expect that insurance costs, dry-docking and maintenance costs will increase as our vessels age. Factors beyond our control, some of which may affect the shipping industry in general—for instance, developments relating to market premiums for insurance, industry and regulatory requirements and changes in the market price of lubricants due to increases in oil prices—may also cause vessel operating expenses to increase.

**Dry-docking.** We must periodically dry-dock each of our vessels for inspection, repairs and maintenance and any modifications required to comply with industry certification or governmental requirements. In accordance with industry certification requirements, we mandatorily dry-dock our vessels every 60 months until the vessel is 15 years old. If a vessel is less than 15 years old, an "in water survey in lieu of dry-dock" can take place in between the two special surveys, which statutorily must occur every five years. For vessels that are 15 years or older, dry-docking takes place every 30 months as required for the renewal of certifications required by classification societies, or, subject to special considerations, an "in water survey in lieu of dry-dock" can take place between the two special surveys. Special survey and dry-docking costs (consisting of direct costs, including shipyard costs, paints and class renewal expense, and peripheral costs, including spare parts, service engineer attendance) are expensed as incurred. The number of dry-dockings undertaken in a given period and the nature of the work performed determine the level of dry-docking expenditures. We expense costs related to routine repairs and maintenance performed during dry-docking or as otherwise incurred. The three steam turbine vessels in our Fleet completed their most recent scheduled special survey and dry-docking repairs in 2017. The scheduled special survey and dry-docking repairs for the three TDFE propulsion system vessels in our Fleet occurred in 2018.

**Depreciation.** We depreciate our LNG carriers on a straight-line basis over their remaining useful economic lives. Depreciation is based on the cost of the vessel less its estimated salvage value. We estimate the useful life of the LNG carriers in our Fleet to be 35 years from their initial delivery from the shipyard, consistent with LNG industry practice. Vessel residual value is estimated based on historical market trends and represents Management's best estimate of the current selling price assuming the vessels are already of age and condition expected at the end of its useful life. The assumptions made reflect our experience, market conditions and the current practice in the LNG industry; however, they required more discretion since there is a lack of historical references in scrap prices of similar types of vessels.

**Interest and Finance Costs.** We incur interest expense on outstanding indebtedness under our existing debt agreements which we include in interest and finance costs. Interest expense depends on our overall level of borrowings and may significantly increase when we acquire or refinance ships. Interest expense may also change with prevailing interest rates, although interest rate swaps or other derivative instruments may reduce the effect of these changes. We also incur financing and legal costs in connection with establishing debt agreements, which are deferred and amortized to interest and finance costs using the effective interest method. We will incur additional interest expense in the future on our outstanding borrowings and under future borrowings. For a description of our existing credit facilities, please see "—B. Liquidity and Capital Resources—Our Borrowing Activities."

***Vessel Lives and Impairment.*** Vessels are reviewed for impairment whenever events or changes in circumstances indicate that the carrying amount of an asset may not be recoverable. If circumstances require a long-lived asset or asset group to be tested for possible impairment, we first compare the undiscounted cash flows expected to be generated by that asset or asset group to its carrying value. If the carrying value of the long lived asset is not recoverable on an undiscounted cash flow basis, impairment is recognized to the extent that the carrying value exceeds its fair value. Fair value is determined through various valuation techniques including discounted cash flow models, quoted market values and third-party independent appraisals as considered necessary. Since our inception, no impairment loss was recorded in any of our Fleet Vessels.

## **Insurance**

***Hull and Machinery Insurance.*** We have obtained hull and machinery insurance on all our vessels to insure against marine and war risks, which include the risks of damage to our vessels, salvage and towing costs, and also insures against actual or constructive total loss of any of our vessels. However, our insurance policies contain deductible amounts for which we will be responsible. We have also arranged additional total loss coverage for each vessel. This coverage, which is called disbursements increased value coverage, provides us additional coverage in the event of the total loss or the constructive total loss of a vessel. The agreed deductible on each vessel averages \$250,000 increased to \$500,000 when trading outside Institute Warrantee Limits.

***Loss of Hire Insurance.*** We have obtained loss of hire insurance to protect us against loss of income in the event one of our vessels cannot be employed due to damage that is covered under the terms of our hull and machinery insurance. Under our loss of hire policies, our insurer will pay us the hire rate agreed in respect of each vessel for each day, in excess of a certain number of deductible days, for the time that the vessel is out of service as a result of damage, for a maximum of between 120 and 180 days. The number of deductible days for the vessels in our Fleet is 14 days per vessel increased to 30 days when trading outside Institute Warrantee Limits.

***Protection and Indemnity Insurance.*** Protection and indemnity insurance, which covers our third-party legal liabilities in connection with our shipping activities, is provided by a mutual protection and indemnity association, or P&I club. This includes third-party liability and other expenses related to the injury or death of crew members, passengers and other third-party persons, loss or damage to cargo, claims arising from collisions with other vessels or from contact with jetties or wharves and other damage to other third-party property, including pollution arising from oil or other substances, and other related costs, including wreck removal. Our current protection and indemnity insurance coverage is unlimited, except for pollution, which is limited to \$1 billion per vessel per incident.

## **Critical Accounting Policies and Estimates**

The discussion and analysis of our financial condition and results of operations is based upon our consolidated financial statements, which have been prepared in accordance with U.S. GAAP. The preparation of our financial statements requires us to make estimates and judgments in the application of our accounting policies that affect the reported amounts of assets and liabilities, revenues and expenses and related disclosure at the date of our consolidated financial statements. Because future events and their effects cannot be determined with certainty, actual results could differ from our assumptions and estimates, and such differences could be material. Actual results may differ from these estimates under different assumptions and conditions.

Critical accounting policies are those that reflect significant judgments of uncertainties and potentially result in materially different results under different assumptions and conditions. For a description of all our significant accounting policies, see Note 2 to our consolidated financial statements included under "Item 18. Financial Statements" of this Annual Report.

## **Voyage Revenues and related expenses**

Revenues are generated from time charter agreements, which contain a lease as they meet the criteria of a lease under ASC 842. Certain of our time charters provide for variable lease payments, charterers' option to extend the lease terms, termination clauses and charterers' option to purchase the underlying assets. Each lease term is assessed at the inception of such lease. Under our time charter agreements, the charterer pays a specified daily charter hire rate for the use of the vessel. Additionally, we pay for the operation and the maintenance of the vessel, including crew, insurance, spares and repairs, which are recognized in operating expenses.

We, as lessor, have elected not to allocate the consideration in the agreement to the separate lease and non-lease components (operation and maintenance of the vessel) as their timing and pattern of transfer to the charterer, as the lessee, are the same and the lease component, if accounted for separately, would be classified as an operating lease. Additionally, the lease component is considered the predominant component as we have assessed that more value is ascribed to the vessel rather than to the services provided under our time charter agreements.

Our voyage revenues are recognized on a straight line basis at the average minimum lease revenue over the rental periods of such charter agreements, as service is performed. Revenues generated from variable lease payments are recognized in the period when changes in facts and circumstances on which the variable lease payments are based occur.

Apart from the agreed hire rate, we may be entitled to an additional income, such as ballast bonus, which is considered as reimbursement of our expenses and is recognized together with the lease component over the duration of the charter. We have made an accounting policy election to recognize the related ballast costs, which mainly consisting of bunkers, incurred over the period between the charter party date or the prior redelivery date (whichever is latest) and the delivery date to the charterer, as contract fulfilment costs in accordance with ASC 340-40 and amortized over the charter period. Voyage expenses, primarily consist of commissions which are paid by us as well as port, canal and bunker expenses that are unique to a particular charter and which are paid by the charterer under the time charter arrangements or by us during periods of off-hire. All voyage expenses are expensed as incurred, except for commissions. Commissions paid to brokers are deferred and amortized over the related charter period to the extent revenue has been deferred since commissions are earned as our revenues are earned.

#### **Intangible assets/liabilities related to time charter acquired**

Where we identify any assets or liabilities associated with the acquisition of a vessel, we record all such identified assets or liabilities at fair value, determined by reference to market data. The amount to be recorded as an asset or liability at the date of vessel acquisition is determined by comparing the existing charter rate in the acquired time charter agreement with the market rates for equivalent time charter agreements prevailing at the time the vessel is acquired. When the present value of the time charter assumed is greater than the current fair value of such charter, the difference is recorded as an asset; otherwise, the difference is recorded as liability. Such assets and liabilities, respectively, are amortized as an adjustment to revenues, over the remaining term of the assumed time charter and are classified as non-current asset/ liability in the consolidated balance sheets. Impairment testing is performed when events or changes in circumstances indicate that the carrying amount of the intangible asset may not be recoverable.

#### **Vessels Lives and Impairment**

The carrying value of a vessel represents its historical acquisition or construction cost, including capitalized interest, supervision, technical and delivery cost, net of accumulated depreciation and impairment loss, if any. Expenditures for subsequent conversions and major improvements are capitalized provided that such costs increase the earnings capacity or improve the efficiency or safety of the vessels.

We depreciate the original cost, less an estimated residual value, of our LNG carriers on a straight-line basis over each vessel's estimated useful life. The carrying values of our vessels may not represent their market value at any point in time because the market prices tend to fluctuate with changes in hire rates and the cost of newbuilds. Both hire rates and newbuild costs tend to be cyclical in nature.

We review vessels for impairment whenever events or changes in circumstances indicate the carrying value of an asset may not be recoverable. When such indications are present, we determine undiscounted projected net operating cash flows for each vessel and compare it to the vessel's carrying value. In developing estimates of future cash flows, we must make assumptions about future charter rates, vessel operating expenses, dry-docking expenditures, fleet utilization, and the estimated remaining useful life of the vessels. These assumptions are based on historical trends as well as future expectations. The projected net operating cash flows are determined by considering the charter revenues from existing time charters for the fixed fleet days and an estimated charter rate for the unfixed days. If the estimated future undiscounted cash flows of an asset exceed the asset's carrying value, no impairment is recognized even though the fair value of the asset may be lower than its carrying value. If the estimated future undiscounted cash flows of an asset is less than the asset's carrying value and the fair value of the asset is less than its carrying value, the asset is written down to its fair value. Historically, there was no impairment loss recorded in any of the six vessels in our Fleet.

We determine the fair value of our vessels based on our estimates and assumptions and by making use of available market data and taking into consideration third-party valuations. We employ our LNG carriers on fixed-rate charters with major companies. These charters typically have original terms of two or more years in length. Consequently, while the market value of a vessel may decline below its carrying value, the carrying value of a vessel may still be recoverable based on the future undiscounted cash flows the vessel is expected to obtain from servicing its existing and future charters.

Depreciation on our LNG carriers is calculated using an estimated useful life of 35 years, commencing at the date the vessel was originally delivered from the shipyard. However, the actual life of a vessel may be different than the estimated useful life, with a shorter actual useful life resulting in an increase in the depreciation and potentially resulting in an impairment loss. The estimated useful life of our LNG carriers takes into account design life, commercial considerations and regulatory restrictions. Our estimates of future cash flows involve assumptions about future hire rates, vessel utilization, operating expenses, dry-docking expenditures, vessel residual values and the remaining estimated life of our vessels. Our estimated hire rates are based on rates under existing vessel charters and an estimated charter rate for the unfixed periods. Our estimates of vessel utilization, including estimated off-hire time are based on historical experience of trading our vessels and our projections of future chartering prospects. Our estimates of operating expenses and dry-docking expenditures are based on our historical operating and dry-docking costs and our expectations of future inflation and operating requirements. Vessel residual values are based on our estimation over our vessels sale price at the end of their useful life, being a product of a vessel's lightweight tonnage times an estimated scrap rate and the estimated resale price of certain equipment and material. The remaining estimated lives of our vessels used in our estimates of future cash flows are consistent with those used in the calculation of depreciation.

Certain assumptions relating to our estimates of future cash flows are more predictable by their nature in our experience, including estimated revenue under existing charter terms, on-going operating costs and remaining vessel life. Certain assumptions relating to our estimates of future cash flows require more discretion and are inherently less predictable, such as future hire rates beyond the firm period of existing charters and vessel residual values, due to factors such as the volatility in vessel hire rates and the lack of historical references in scrap prices of similar type of vessels. We believe that the assumptions used to estimate future cash flows of our vessels are reasonable at the time they are made. We can make no assurances, however, as to whether our estimates of future cash flows, particularly future vessel hire rates or vessel values, will be accurate. If we conclude that a vessel is impaired, we recognize a loss in an amount equal to the excess of the carrying value of the asset over its fair value at the date of impairment. The fair value at the date of the impairment becomes the new cost basis and will result in a lower depreciation expense than for periods before the recorded vessel impairment loss.

The table set forth below indicates the carrying value of each of our vessels as of December 31, 2019 and 2018.

Vessel	Capacity (cbm)	Year Built/ Purchased	Carrying Value (in millions of US dollars)	
			December 31,	December 31,
			2019	2018
<i>Clean Energy</i>	149,700	2007	\$ 120.5	\$ 125.1
<i>Ob River</i>	149,700	2007	120.8	125.3
<i>Amur River</i>	149,700	2008	130.1	134.8
<i>Arctic Aurora</i>	155,000	2014	180.0	185.6
<i>Yenisei River</i>	155,000	2014	168.8	174.0
<i>Lena River</i>	155,000	2015	196.5	202.6
<b>TOTAL</b>	<b>914,100</b>		<b>\$ 916.7</b>	<b>\$ 947.4</b>

As of December 31, 2019, the carrying amounts for two of the vessels in our Fleet were above their values as assessed by third-party valuations and therefore we tested these two vessels for potential impairment. In assessing the recoverability of our vessels' carrying amounts, the undiscounted projected net operating cash flows of the vessels significantly exceeded their carrying amounts resulting in no impairment loss being recognized. We refer you to the risk factor entitled "Vessel values may fluctuate substantially and, if these values are lower at a time when we are attempting to dispose of vessels, we may incur a loss" and the discussion herein under the heading "Item 3. Key Information—D. Risk Factors—Risks relating to our Partnership." As of December 31, 2018, we did not identify any events and circumstances indicating potential impairment to the carrying value of our long-lived assets. As such, we were not required and did not perform an impairment test.

Our estimates of basic market value assume that our vessels are all in good and seaworthy condition without need for repair and if inspected, would be certified in class without notations of any kind. Our estimates are based on information available from various industry sources, including:

- reports by industry analysts and data providers that focus on our industry and related dynamics affecting vessel values;
- news and industry reports of similar vessel sales;
- news and industry reports of sales of vessels that are not similar to our vessels where we have made certain adjustments in an attempt to derive information that can be used as part of our estimates;
- approximate market values for our vessels or similar vessels that we have received from shipbrokers, whether solicited or unsolicited, or that shipbrokers have generally disseminated; and
- vessel sale prices and values of which we are aware through both formal and informal communications with ship-owners, shipbrokers, industry analysts and various other shipping industry participants and observers.

As we obtain information from various industry and other sources, our estimates of basic market value are inherently uncertain. In addition, vessel values are highly volatile; as such, our estimates may not be indicative of the current or future basic market value of our vessels or prices that we could achieve if we were to sell them.

## Depreciation

We depreciate our vessels on a straight-line basis over their estimated useful lives, after considering their estimated residual values. Management estimates residual value of our vessels to be equal to the product of its lightweight tonnage ("LWT") and an estimated scrap rate per LWT per LNG carrier, which represents our estimate of the market value of the ship at the end of its useful life. Useful economic live of each vessel in our Fleet is estimated to be 35 years from their initial delivery from the shipyard. A decrease in the useful life of a vessel or in its residual value would have the effect of increasing the annual depreciation charge. Up to September 30, 2019, we applied an average scrap rate of \$0.685 per lightweight ton per LNG carrier and following a reassessment of the scrap rates effective from October 1, 2019, we reduced the average scrap rate estimate to \$0.500 per lightweight ton per LNG carrier. The effect of the change in this estimate for the year ended December 31, 2019 was a decrease by \$0.3 million in the net income and an increase by \$0.01 in the loss per common unit. When regulations place limitations over the ability of a vessel to trade on a worldwide basis, its remaining useful life is adjusted at the date such regulations become effective.

## Recent Accounting Pronouncements

For a discussion on Recent Accounting Pronouncements, see Note 2 to our consolidated financial statements included in this Annual Report.

## Results of Operations

### Year ended December 31, 2019 compared to the year ended December 31, 2018

**Voyage Revenues.** Voyage revenues increased by \$3.8 million, or 3.0%, to \$130.9 in the year ended December 31, 2019, compared to \$127.1 million for the year ended December 31, 2018. Excluding non cash items, voyage revenues decreased by \$1.8 million. This decrease in cash revenues was primarily due to the lower revenues earned on:

- i) the *Ob River* which completed employment under its multi-year charter contract with Gazprom Global LNG Limited ("Gazprom") in April 2018 and subsequently began employment under a ten-year charter party with an entity that is part of the wider Gazprom group of companies at a lower charter rate;
- ii) the *Arctic Aurora*, which, on August 2, 2018, rolled-over into a new charter with Equinor ASA ("Equinor") (which was in direct continuation of its previous charter contract with Equinor) at a lower charter rate.
- iii) The *Lena River* following its positioning period by approximately one month for the purpose of the vessel's delivery to its multi-year charter contract with Yamal.

This decrease in voyage revenues was, however, partially offset by the increase in the year ended December 31, 2019 voyage revenues on:

- iv) the *Clean Energy*, which was delivered in accordance with its eight-year charter party with Gazprom on July 13, 2018, whereas, prior to this date the vessel was traded in the spot market at a lower charter rate; and
- v) the *Yenisei River*, further to its delivery to its multi-year contract with Yamal in August 2018.

**Voyage Expenses—including related party.** In the year ended December 31, 2019, voyage expenses were \$2.7 million, compared to \$2.8 million for the year ended December 31, 2018, representing a decrease of \$0.1 million or 3.6%.

**Vessels' Operating Expenses.** Vessel operating expenses increased by 13.6%, or \$3.4 million, to \$28.4 million during the year ended December 31, 2019, from \$25.0 million during the year ended December 31, 2018. Our daily operating expenses increased from \$11,435 for the year ended December 31, 2018 to \$12,946 for the year ended December 31, 2019. This increase is primarily associated with the increased crewing and technical vessel management services expenditures on certain of the Partnership's vessels for the year ended December 31, 2019.

**Dry-docking and special survey costs.** Dry-docking and special survey costs amounted to nil for the year ended December 31, 2019 as compared to \$7.4 million incurred in the same period in 2018. The three TFDE vessels in our Fleet, the *Arctic Aurora*, the *Yenisei River* and the *Lena River* completed their scheduled special survey and dry-dock in the second, third and fourth quarters of 2018, respectively.

**General and administrative expenses—including related party.** General and administrative expenses increased by 22.7%, or \$0.5 million, to \$2.7 million during the year ended December 31, 2019, from \$2.2 million during the year ended December 31, 2018. This increase of general and administrative expenses is mainly associated with increased legal costs. General and administrative expenses are comprised of legal, consultancy, audit, executive services, administrative services and Board of Directors remuneration fees as well as other miscellaneous expenditures essential to conduct our business.

**Management Fees.** We incurred an aggregate of \$6.5 million, or \$2,985 per LNG carrier per day in management fees for the year ended December 31, 2019, compared to an aggregate of \$6.3 million, or \$2,898 per LNG carrier per day in management fees for the year ended December 31, 2018. The 3.2%, or \$0.2 million, increase in management fees is consistent with the annual 3% increase in daily management fees pursuant to our Management Agreements.

**Depreciation.** Depreciation expense increased by 1.3%, or \$0.4 million, to \$ 30.7 million during the year ended December 31, 2019, from \$30.3 million during the year ended December 31, 2018. The increase of depreciation expense is associated with the reduction in the estimated residual value of our vessels further to the reassessment of the vessels' scrap rates effective from October 1, 2019 which were reduced from \$0.685 per lightweight ton per LNG carrier to \$0.500 per lightweight ton per LNG carrier.

**Interest and Finance Costs.** Interest and finance costs increased by 16.0%, to \$58.6 million, during the year ended December 31, 2019, from \$50.5 million during the year ended December 31, 2018. The increase in period interest and finance costs was predominantly due to the deferred financing fees accelerated amortization associated with the refinancing of the Term Loan B incurred in the third quarter of 2019.

#### **Year ended December 31, 2018 compared to the year ended December 31, 2017**

**Voyage Revenues.** Voyage revenues decreased by \$11.9 million, or 8.5%, to \$127.1 in the year ended December 31, 2018, compared to \$139.0 million for the year ended December 31, 2017.

This decrease was primarily due to:

- (i) the lower revenues earned on the *Arctic Aurora*, which, on August 2, 2018, rolled-over into a new charter with Equinor (which was in direct continuation of its previous charter contract with Equinor) at a lower charter rate;
- (ii) the lower revenues earned on the *Lena River*, which concluded employment under its five-year legacy charter with Gazprom in October 2018 and after completion of its scheduled special survey and dry-docking, was subsequently delivered into a multi-month charter with a major energy company at a lower charter rate.
- (iii) the lower revenues earned on the *Ob River*, which concluded employment under its legacy multi-year charter contract with Gazprom in April 2018 and subsequently began employment under a ten-year charter party with an entity, which is part of the wider Gazprom group of companies, at a lower charter rate.

**Voyage Expenses—including related party.** In the year ended December 31, 2018, voyage expenses decreased to \$2.8 million, compared to \$3.6 million for the year ended December 31, 2017, representing a decrease of \$0.8 million or 22.6%. This decrease in voyage expenses is mainly due to the increased bunker consumption on the *Clean Energy* that had 43.8 non-revenue earning days in the year ended December 31, 2017, whereas, the vessel was 99.9% utilized in the year ended December 31, 2018, and, as a result, no bunker consumption expenses were incurred in the current year.

**Vessels' Operating Expenses.** Vessel operating expenses decreased by 7.5%, or \$2.1 million, to \$25.0 million during the year ended December 31, 2018, from \$27.1 million during the year ended December 31, 2017. Our daily operating expenses, decreased from \$12,359 for the year ended December 31, 2017 to \$11,435 for the year ended December 31, 2018. This decrease is primarily associated with crewing and technical efficiencies achieved during the year ended December 31, 2018, as compared to the year ended December 31, 2017.

**Dry-docking and special survey costs.** Dry-docking and special survey costs amounted to \$7.4 million for the year ended December 31, 2018 as compared to \$6.2 million incurred in the same period in 2017. The three TFDE vessels in our Fleet, the *Arctic Aurora*, the *Yenisei River* and the *Lena River* completed their scheduled special survey and dry-dock in the second, third and fourth quarters of 2018, respectively. During the corresponding period of 2017, we dry-docked the three steam turbine vessels in our Fleet, the *Clean Energy*, the *Ob River* and the *Amur River*.

**General and administrative expenses—including related party.** General and administrative expenses increased by 31%, or \$0.5 million, to \$2.2 million during the year ended December 31, 2018, from \$1.7 million during the year ended December 31, 2017. This increase of general and administrative expenses is mainly associated with increased legal, consultancy and audit costs incurred during the year as part of our recurring business. General and administrative expenses are comprised of legal, consultancy, audit, executive services, administrative services and Board of Directors remuneration fees as well as other miscellaneous expenditures essential to conduct our business.

**Management Fees.** We incurred an aggregate of \$6.3 million, or \$2,898 per LNG carrier per day in management fees for the year ended December 31, 2018, compared to an aggregate of \$6.2 million, or \$2,814 per LNG carrier per day in management fees for the year ended December 31, 2017. The 3%, or \$0.1 million, increase in management fees is consistent with the annual 3% increase in daily management fees pursuant to our Management Agreements.

**Depreciation.** Depreciation expense remained similar for the year ended December 31, 2018, compared to that for the corresponding period in 2017. Depreciation expense amounted to \$30.3 million during both the periods ended December 31, 2018 and 2017.

**Interest and Finance Costs.** Interest and finance costs increased by 9.1%, to \$50.5 million, during the year ended December 31, 2018, from \$46.3 million during the year ended December 31, 2017. The increase in period interest and finance costs was predominantly due to the increase in the weighted average interest in the period ended December 31, 2018 (as the weighted average interest rate increased to 6.4% in 2018 compared to 5.4% in 2017), which mainly affected the debt service costs associated with the Term Loan B.

## **B. LIQUIDITY AND CAPITAL RESOURCES**

### **Liquidity and Cash Needs**

We operate in a capital-intensive industry and we expect to finance the purchase of additional vessels and other capital expenditures through a combination of borrowings from debt transactions, cash generated from operations and equity financings. Our liquidity requirements relate to servicing the principal and interest on our debt, paying distributions, when, as and if declared by our Board of Directors, funding capital expenditures and working capital and maintaining cash reserves for the purpose of satisfying the liquidity covenants contained in the \$675 Million Credit Facility. Our funding and treasury activities are intended to maximize investment returns while maintaining appropriate liquidity.

For the year ended December 31, 2019, our principal sources of funds were our operating cash flows and the proceeds from the new long-term debt, the \$675 Million Credit Facility. Under the terms of the \$675 Million Credit Facility, the Partnership is restricted from paying distributions to its common unitholders while borrowings are outstanding under the \$675 Million Credit Facility. Scheduled distributions to the preferred unitholders under the existing Series A Preferred Units and Series B Preferred Units are not restricted provided there is no event of default while the \$675 Million Credit Facility remains outstanding. We frequently monitor our capital needs by projecting our fixed income, expenses and debt obligations and seek to maintain adequate cash reserves to compensate for any budget overruns.

Our short-term liquidity requirements relate to servicing the principal and interest on our debt and funding of the necessary working capital, including vessel operating expenses and payments under our Management Agreements.

Our long-term liquidity requirements relate primarily to funding capital expenditures, including the potential acquisition of additional vessels, the repayment of our long-term debt

In accordance with our business strategy, other liquidity needs may relate to funding potential investments and maintaining cash reserves against fluctuations in operating cash flows. Because we distribute all of our available cash, we expect that we will rely upon external financing sources, including bank borrowings and the issuance of debt and equity securities, to fund acquisitions and other expansion capital expenditures. Cash and cash equivalents are held in U.S. dollars. Please see Item 8. Financial Information A. Consolidated Statements and Other Financial Information—Our Cash Distribution Policy for a discussion of our cash distribution policy and how we define "available cash" under the Partnership Agreement. We have not made use of derivative instruments in any of the periods presented in the financial statements accompanying this Annual Report.

### **Cash**

As of December 31, 2019, we reported cash of \$66.2 million (including \$50.0 million of restricted cash) which represented a decrease of \$43.7 million, or 39.8%, compared to \$109.9 million, including free cash liquidity requirements imposed by our 2019 Notes, as of December 31, 2018.



### ***Working capital position***

Working capital is equal to current assets minus current liabilities, including the current portion of long-term debt. As of December 31, 2019, we had a working capital deficit of \$46.5 million as compared to the working capital deficit of \$159.8 million as of December 31, 2018, which is mainly the current portion of our long-term debt. We believe that our current sources of funds and those that we anticipate to internally generate for a period of at least the next twelve months, will be sufficient to fund the operations of our Fleet, and to meet our normal working capital requirements, service our principal and interest debt, and make at least the required distribution on our Series A Preferred Units and Series B Preferred Units in accordance with our Partnership Agreement.

### ***Our Borrowing Activities***

As of December 31, 2019, we had \$663.0 million of indebtedness outstanding under the \$675 Million Credit Facility (discussed below) and had access to \$30.0 million of available borrowing capacity under our \$30 Million Revolving Credit Facility (as defined below). As of December 31, 2019, we were in compliance with all of the covenants, including the financial and liquidity covenants, contained in the \$675 Million Credit Facility.

### ***\$675 Million Credit Facility***

On September 18, 2019, we entered into a 5-year syndicated \$675 million senior secured term loan (the "\$675 Million Credit Facility") with leading international banks for the purpose of refinancing the Partnership's existing total indebtedness under the Term Loan B and the 2019 Notes. All amounts under the \$675 Million Credit Facility were drawn on September 25, 2019, utilizing \$470.4 million to repay the Partnership's outstanding principal of its Term Loan B. The remaining amounts drawn together with cash on hand were utilized to repay the \$250 million aggregate principal amount of the 2019 Notes at their maturity on October 30, 2019.

The \$675 Million Credit Facility is repayable over five years in 20 consecutive quarterly payments (plus a balloon payment in year five) based on a 14 year amortization profile and bears interest at U.S. LIBOR plus 3.00% margin and is secured by, among other things, first priority mortgages on the six LNG vessels in the Partnership's fleet. Under the terms of the \$675 Million Credit Facility, the Partnership is restricted from paying distributions to its common unitholders while borrowings are outstanding under the \$675 Million Credit Facility. Scheduled distributions to the preferred unitholders under the existing Series A Preferred Units and Series B Preferred Units will not be restricted provided there is no event of default while the \$675 Million Credit Facility remains outstanding.

Pursuant to the terms of the \$675 million Credit Facility, it is considered a change of control, which could allow the lenders to declare the facility payable within ten days, if, among other things, (i) Dynagas Holdings Ltd. ceases to own 30% of our total common units outstanding, (ii) any person or persons acting in consent (other than certain permitted holders as defined therein) own a higher percentage of our total common units than in Dynagas LNG Partners LP ("Parent") than our Sponsor and/or have the ability to control, either directly or indirectly, the affairs or composition of the majority of the board of directors or the board of managers of the Parent, (iii) Mr. George Prokopiou ceases to be our Chairman and/or member of our board, or (iv) Dynagas GP LLC ceases to be our general partner.

The \$675 Million Credit Facility is secured by a customary security package which includes, among other things (except as otherwise provided herein, capitalized terms used herein but not otherwise defined herein shall have the meanings set forth in the \$675 Million Credit Facility):

- the Mortgages over each of the Ships;
- the Deeds of Covenant in relation to each of the Ships in respect of which the Mortgage is in account current form;
- the General Assignments in relation to each of the Ships in respect of which the Mortgage is in preferred form;
- the Charter Assignment in relation to each Ship's Charter Documents;
- the Account Security in relation to each Account;
- the Management Agreement Assignment in relation to each Management Agreement for each Ship;
- a Manager's Undertaking by each Manager of each Ship; and
- a Quiet Enjoyment Agreement for each of Ship E and Ship F duly executed by the relevant Owner, the Security Agent and the relevant Charterer.

The terms of the \$675 Million Credit Facility include the following financial covenants, which require the Partnership to maintain, among other things: (i) a minimum cash balance of \$50 million throughout the life of the \$675 Million Credit Facility in a restricted collateral account, (ii) a consolidated leverage ratio that is not higher than 0.7:1.0, at all times during each Measurement Period (as defined in the \$675 Million Credit Facility) and (iii) cash and cash equivalents as at the end of each Measurement Period of not less than 8% of the Total Liabilities (as defined in the \$675 Million Credit Facility) in relation to that Measurement Period. As of December 31, 2019, we were in compliance with all the financial and liquidity covenants contained in the \$675 Million Credit Facility.

### **\$30 Million Revolving Credit Facility**

On November 18, 2013, concurrently with the consummation of our IPO, we entered into an interest free \$30.0 million revolving credit facility with our Sponsor, or the \$30 Million Revolving Credit Facility, with an original term of five years from the closing date, to be used for general partnership purposes. No amounts have been drawn under the facility since 2013 (amounts drawn in 2013 were fully repaid in early 2014). On November 14, 2018, we extended our \$30 Million Revolving Credit Facility with our Sponsor for an additional five-year term on terms and conditions substantially similar to the existing credit facility. As of December 31, 2019 and the date of this Annual Report, the full amount remains undrawn under this facility.

### **Senior Unsecured Notes due 2019**

On September 15, 2014, we issued \$250.0 million aggregate principal amount of our 2019 Notes. The Notes matured on October 30, 2019 and bore interest at the rate of 6.25% per year, payable quarterly in arrears on the 30th day of January, April, July and October of each year, commencing on October 30, 2014. The 2019 Notes were senior unsecured obligations that ranked senior to any of our future subordinated debt and ranked equally in right of payment with all of our then existing and future unsecured and unsubordinated debt. The 2019 Notes effectively ranked junior to our then existing and future secured debt, to the extent of the value of the assets securing such debt as well as to existing and future debt and other liabilities of our subsidiaries. The 2019 Notes were issued in minimum denominations of \$1,000 and integral multiples of \$1,000 in excess thereof. The 2019 Notes were listed on the NYSE under the symbol "DLNG 19." The net proceeds of the 2019 Notes were used to finance the majority of the purchase price of the *Yenisei River*.

On October 30, 2019, we redeemed the entire outstanding balance of the 2019 Notes of \$250 million aggregate principal amount using proceeds from the \$675 Million Credit Facility (as described below) together with cash on hand.

### **Term Loan B**

On May 18, 2017, pursuant to the terms of a credit agreement, Arctic LNG Carriers Ltd. and Dynagas Finance LLC, our wholly-owned subsidiaries, as co-borrowers, entered into the \$480.0 Million Term Loan B. The net proceeds of the Term Loan B were used to refinance and repay in full the indebtedness outstanding under the Partnership's then existing \$340 million credit facility and the \$200 million term loan facility, in an aggregate amount of \$464.4 million and to pay \$12.6 million of fees and expenses related to the transaction. The Term Loan B bore interest at LIBOR plus a margin and provided for 0.25% quarterly amortization on the principal and a bullet payment at maturity, in May 2023. The Term Loan B was secured by, among other, first priority mortgages on the six vessels in our Fleet, a first priority specific assignment of the existing time charters, a first priority assignment of all insurances and earnings of the vessels and pledges on certain deposit accounts of Arctic LNG and its vessel owning subsidiaries and was guaranteed by the Partnership, certain of the Partnership's subsidiaries and the vessel-owning subsidiaries of Arctic LNG.

On September 25, 2019, we repaid the outstanding principal of the Term Loan B of \$470.4 million using proceeds from the \$675 Million Credit Facility.

### ***Estimated Maintenance and Replacement Capital Expenditures***

Our Partnership Agreement requires our Board of Directors to deduct from operating surplus each quarter estimated maintenance and replacement capital expenditures, as opposed to actual maintenance and replacement capital expenditures in order to reduce disparities in operating surplus caused by fluctuating maintenance and replacement capital expenditures, such as dry-docking and vessel replacement. Because of the substantial capital expenditures we are required to make to maintain our Fleet, currently, our annual estimated maintenance and replacement capital expenditures for purposes of estimating maintenance and replacement capital expenditures will be \$16.9 million per year, which is composed of \$4.2 million for dry-docking and \$12.7 million, including financing costs, for replacing our vessels at the end of their useful lives. The \$12.7 million for future vessel replacement is based on assumptions and estimates regarding the remaining useful lives of our vessels, a long-term net investment rate equivalent to our current expected long-term borrowing costs, vessel replacement values based on current market conditions and residual value of the vessels at the end of their useful lives based on current steel prices. The actual cost of replacing the vessels in our Fleet will depend on a number of factors, including prevailing market conditions, hire rates and the availability and cost of financing at the time of replacement. Our Board of Directors, with the approval of the Conflicts Committee, may determine that one or more of our assumptions should be revised, which could cause our Board of Directors to increase or decrease the amount of estimated maintenance and replacement capital expenditures. We may elect to finance some or all of our maintenance and replacement capital expenditures through the issuance of additional common units which could be dilutive to existing unitholders.

## Cash Flows

The following table summarizes our net cash flows from operating, investing and financing activities and our cash and cash equivalents for the years ended December 31, 2019, 2018 and 2017:

<i>(Amounts in thousands of Dollars)</i>	Year Ended December 31,		
	2019	2018	2017
Net cash provided by operating activities	\$ 43,177	\$ 42,994	\$ 59,339
Net cash used in investing activities	—	(409)	—
Net cash used in financing activities	(86,888)	(132)	(74,470)
Cash and cash equivalents and restricted cash at beginning of year	109,917	67,464	82,595
Cash and cash equivalents and restricted cash at end of year	\$ 66,206	\$ 109,917	\$ 67,464

### *Net Cash Provided by Operating Activities*

Net cash provided by operating activities increased by \$0.2 million, or 0.5%, to \$43.2 million for the year ended December 31, 2019, compared to \$43.0 million for the year ended December 31, 2018. This increase was mainly due to the decrease in dry-docking expenses by \$7.4 million and the increase in interest income by \$1.3 million which were partially offset by the decrease in cash revenues of \$1.8 million, the increase in vessel operating expenses by \$3.4 million, the increase in general and administrative expenses by \$0.5 million, the increase in interest and other financing expenses by \$0.7 million and the negative movement of \$2.1 million in the current assets and current liabilities accounts.

Net cash provided by operating activities decreased by \$16.3 million, or 27.5%, to \$43.0 million for the year ended December 31, 2018, compared to \$59.3 million for the year ended December 31, 2017. This decrease was directly correlated with:

- (i) the decrease in voyage revenues as discussed in "Item 5. Operating and Financial Review and Prospects"; and
- (ii) increase in interest and finance costs, as also discussed in "Item 5. Operating and Financial Review and Prospects."

### *Net Cash Used in Investing Activities*

No cash was used in investing activities in the year ended December 31, 2019.

Net cash used in investing activities in the year ended December 31, 2018 was \$0.4 million. No cash was used in investing activities in the year ended December 31, 2017.

### *Net Cash Used in Financing Activities*

Net cash used in financing activities increased by \$86.8 million, from net cash used in financing activities of \$0.1 million in the year ended December 31, 2018 to net cash used in financing activities of \$86.9 million in the year ended December 31, 2019. This increase is mainly due to an increase of \$730.0 million in the loan repayments, an increase of \$10.6 million in loan transaction costs and a decrease of \$53.1 million in proceeds from the issuance of preferred units. The increase was partially offset by an increase in the proceeds from new loans of \$675.0 million and a decrease in distributions paid by \$32.0 million.

Net cash used in financing activities of \$0.1 million for the year ended December 31, 2018 consisted of (i) distributions paid to our limited partners and preferred unitholders during the period of \$48.4 million (see "Distributions" below) and (ii) payment of \$4.8 million of regular principal installments under our refinanced secured bank facilities and the Term Loan B, which were offset by the \$53.1 million net proceeds from our new 2.2 million 8.75% Series B Preferred Units, at a liquidation preference of \$25.00 per unit.

Net cash used in financing activities of \$74.5 million for the year ended December 31, 2017 consisted of (i) distributions paid to our limited partners and preferred unitholders during the period of \$66.9 million (see "Distributions" below), (ii) payment of \$10.5 million of regular principal installments under our refinanced secured bank facilities and the Term Loan B, and (iii) payment of \$0.1 million in securities registration and other filing costs, which were offset by the \$480.0 million gross proceeds from our new Term Loan B facility entered into in May 2017 that were to a great extent used to refinance and repay in full our existing bank loans in an aggregate amount of \$464.4 million and pay transaction costs and expenses of \$12.6 million.

## Distributions

### *Distributions on Common Units*

We paid a cash distribution of \$0.4225 per unit to all common unitholders on January 19, 2017, April 28, 2017, July 18, 2017, October 19, 2017 and January 18, 2018.

We paid a cash distribution of \$0.25 per unit to all common unitholders on May 3, 2018, July 19, 2018 and October 26, 2018.

We paid a cash distribution of \$0.0625 per unit to all common unitholders on February 14, 2019 and May 10, 2019.

Under the terms of the \$675 Million Credit Facility, which was entered into on September 18, 2019, the Partnership is restricted from paying distributions to its common unitholders while borrowings are outstanding under the \$675 Million Credit Facility. See "Item 5. Operating and Financial Review and Prospects—B. Liquidity and Capital Resources—\$675 Million Credit Facility" and "Item 8. Financial Information—A. Consolidated Statements and Other Financial Information—Our Cash Distribution Policy."

#### ***Distributions on Series A Preferred Units***

We paid a cash distribution of \$0.5625 per unit to all Series A Preferred unitholders on February 13, 2017, May 12, 2017, August 14, 2017, November 13, 2017, February 12, 2018, May 14, 2018, August 13, 2018, November 12, 2018, February 12, 2019, May 13, 2019, August 12, 2019, November 12, 2019 and February 12, 2020.

Under the terms of the \$675 Million Credit Facility, which was entered into on September 18, 2019, the Partnership may be restricted from paying distributions to its preferred unitholders if an event of default occurs while borrowings are outstanding under the \$675 Million Credit Facility. See "Item 5. Operating and Financial Review and Prospects—B. Liquidity and Capital Resources—\$675 Million Credit Facility" and "Item 8. Financial Information—A. Consolidated Statements and Other Financial Information—Our Cash Distribution Policy."

#### ***Distributions on Series B Preferred Units***

We paid a cash distribution of \$0.7231 per unit to all Series B Preferred unitholders on February 22, 2019.

We paid a cash distribution of \$0.546875 per unit to all Series B Preferred unitholders on May 22, 2019, August 22, 2019, November 22, 2019 and February 24, 2020.

Under the terms of the \$675 Million Credit Facility, which was entered into on September 18, 2019, the Partnership may be restricted from paying distributions to its preferred unitholders if an event of default occurs while borrowings are outstanding under the \$675 Million Credit Facility. See "Item 5. Operating and Financial Review and Prospects—B. Liquidity and Capital Resources—\$675 Million Credit Facility" and "Item 8. Financial Information—A. Consolidated Statements and Other Financial Information—Our Cash Distribution Policy."

#### ***General Partner Distributions***

During the years ended December 31, 2019, 2018 and 2017, we paid our General Partner and holder of the incentive distribution rights in the Partnership, an aggregate amount of \$4,000, \$59,000 and \$129,000.

The declaration and payment of distributions, if any, is always subject to the discretion of our Board of Directors. We may reduce or eliminate our cash distributions relating to our on our common units or preferred units at any time in our sole discretion."

#### ***Securities Offerings (following the IPO)***

In June 2014, we completed our underwritten public offering of 4,800,000 common units at \$22.79 common per unit, and on June 18, 2014, the underwriters in the offering exercised their option to purchase an additional 720,000 common units at the same price.

In September 2014, we completed our underwritten public offering of \$250.0 million aggregate principal amount 6.25% Senior Notes due 2019, or our 2019 Notes. The 2019 Notes commenced trading on the NYSE on December 30, 2014 under the ticker symbol "DLNG 19." On October 30, 2019, we redeemed the entire outstanding balance of the 2019 Notes of \$250 million aggregate principal amount using proceeds from the \$675 Million Credit Facility (as described below) together with cash on hand.

In July 2015, we completed our underwritten public offering of 3,000,000 9.00% Series A Cumulative Redeemable Preferred Units at \$25.00 per unit. Our Series A Preferred Units trade on the NYSE under the ticker symbol "DLNG PR A."

In October 2018, we completed our underwritten public offering of 2,200,000 8.75% Series B Fixed to Floating Rate Cumulative Redeemable Perpetual Preferred Units at \$25.00 per unit. Our Series B Preferred Units trade on the NYSE under the ticker symbol "DLNG PR B."

## Recent Developments

### COVID-19 Outbreak

The outbreak of COVID-19, which originated in China in December 2019 and subsequently spread to most developed nations of the world, has resulted in the implementation of numerous actions taken by governments and governmental agencies in an attempt to mitigate the spread of the virus. These measures have resulted in a significant reduction in global economic activity and extreme volatility in the global financial markets. The reduction of economic activity has significantly reduced the global demand for oil, refined petroleum products and LNG. The Partnership expects that the impact of the COVID-19 virus and the uncertainty in the supply of oil will continue to cause volatility in the commodity markets. Although to date there has not been any significant effect in the Partnership's operating activities due to COVID-19, the extent to which COVID-19 will impact the Partnership's results of operation and financial condition will depend on future developments, which are highly uncertain and cannot be predicted, including among others, new information which may emerge concerning the severity of the virus and the actions to contain or treat its impact. An estimate of the impact cannot therefore be made at this time.

### C. RESEARCH AND DEVELOPMENT, PATENTS AND LICENSES

None.

### D. TREND INFORMATION

Historically spot and short-term charter hire rates for LNG carriers have been uncertain and volatile, as has the supply and demand for LNG carriers. An excess of LNG carriers first became evident in 2004 before reaching a peak in the second quarter of 2010, when spot and short-term charter hire rates together with utilization reached historic lows. Due to a lack of newbuilding orders placed between 2008 and 2010, this trend then reversed from the third quarter of 2010, such that the demand for LNG shipping was not being met by available supply in 2011 and the first half of 2012. Spot and short-medium term charter hire rates together with fleet utilization reached historic highs as a result. What turned the tide for LNG shipping demand from the second quarter of 2011 was the unprecedented rise in Japanese LNG demand following the Fukushima nuclear leak.

Charter rates for LNG vessels started declining from 2013 as the supply increased more than the increase in demand. Global liquefaction capacity grew marginally with only Angola LNG plant becoming operational in 2013. The trend continued in 2014 to 2017 as additional tonnage negated the effect of new liquefaction plants coming online. The impact of excess vessel supply caused by the delivery of 28, 27, 28 and 24 vessels in 2014, 2015, 2016 and 2017 respectively showed on spot rates, which fell sharply. Low crude oil prices intensified the challenges in the LNG shipping market as it delayed the completion of liquefaction projects. Moreover, demand from traditional Asian buyers such as Japan and South Korea remained flat due to a weaker macroeconomic environment and greater preference for coal in power production, and in the case of Japan a switch back to nuclear power. Towards the end of 2017, a surge in the Chinese LNG imports, due to a switch from coal to gas for heating purposes, helped the LNG freight rates recover sharply. In 2018, average spot LNG charter rates were more than double of 2017 mainly driven by the vessel shortage as Asian LNG imports surged. Spot charter rates declined in 2019 on account of decline in Chinese LNG import growth rate, higher LNG inventory levels in Europe and Asia and mild winter. The recent COVID-19 virus outbreak has also introduced uncertainty regarding near-term demand for LNG, particularly in China.

### E. OFF-BALANCE SHEET ARRANGEMENTS

We do not have any off-balance sheet arrangements.

### F. CONTRACTUAL OBLIGATIONS

The following table sets forth our contractual obligations and their maturity dates as of December 31, 2019:

Obligations	Payments due by period				
	Total	Less than 1 year	1-3 years	3-5 years	More than 5 years
Long-term debt	\$ 663,000	48,000	96,000	519,000	-
Interest on long term debt <sup>(1)</sup>	131,738	31,800	57,471	42,467	-
Management fees & commissions payable to the Manager <sup>(2)(3)</sup>	20,536	8,324	2,733	2,597	6,882
Executive services fee <sup>(4)</sup>	2,344	604	1,208	532	-
Administrative services fee <sup>(5)</sup>	40	40	-	-	-
<b>Total</b>	<b>\$ 817,658</b>	<b>88,768</b>	<b>157,412</b>	<b>564,596</b>	<b>6,882</b>

(1) Our variable rate long-term debt outstanding as of December 31, 2019 bears variable interest at a margin over LIBOR. The calculation of interest payments has been made assuming interest rates based on the three-month period LIBOR, specific to our \$675 Million Credit Facility as of December 31, 2019 and our applicable margin rate.

- (2) Under the terms of the Management Agreements, we currently pay a management fee of \$3,075 per day which is subject to an annual increase of 3% and further annual increases to reflect material unforeseen costs increases of providing the management services, by an amount to be agreed between us and our Manager, which amount will be reviewed and approved by our Conflicts Committee. The Management Agreements also provide for commissions of 1.25% of charter-hire revenues arranged by the Manager. The agreements will terminate automatically after a change of control of the applicable shipping subsidiary and/or of the owner's ultimate parent, in which case an amount equal to fees of at the least 36 months and not more than 60 months, will become payable to the Manager.
- (3) Not including \$2.1 million of the "Management fees & commissions payable to the Manager" related to the commissions on variable hire contained in certain time charter contracts with Yamal, which represents the operating expenses of the vessel and is subject to annual adjustments on the basis of the actual operating costs incurred within each year. The actual amount of "Management fees & commissions payable to the Manager" payable to the Manager in respect of such variable hire rate may therefore differ from the amounts included in the contractual obligations, due to the annual variations in each vessel's respective operating cost.
- (4) On March 21, 2014, we entered into the Executive Services Agreement with our Manager, with retroactive effect to the date of the closing of our IPO, pursuant to which our Manager provides us with the services of our executive officers, who report directly to our Board of Directors. Under the Executive Services Agreement, our Manager is entitled to an executive services fee of €538,000 per annum, for the initial five year term, payable in equal monthly installments. The Executive Services Agreement had an initial term of five years and, on November 18, 2018, has been automatically renewed for successive five year terms, unless terminated earlier. The calculation of the contractual services fee set forth in the table above assumes an exchange rate of €1.000 to \$1.1.227 the EURO/USD exchange rate as of December 31, 2019 and does not include any incentive compensation which our Board of Directors may agree to pay.
- (5) On December 30, 2014 and effective as of the IPO closing date, we entered into the Administrative Services Agreement with our Manager, pursuant to which the Partnership is provided with certain financial, accounting, reporting, secretarial and information technology services, for a monthly fee of \$10,000, plus expenses, payable in quarterly installments. The Agreement can be terminated upon 120 days' notice granted either by the Partnership's Board or by the Manager as per the provisions of the agreement.

## Capital Commitments

### Possible Acquisitions of Other Vessels

Although we do not currently have in place any agreements relating to acquisitions of other vessels (other than our right to purchase the Optional Vessels subject to the provisions governing the Omnibus Agreement), we continuously evaluate potential transactions, which may include pursuit of other business combinations, the acquisition of vessels or related businesses, the expansion of our operations, repayment, repurchase or refinance of existing debt, unit repurchases, short term investments or other transactions that we believe will be accretive to earnings, enhance unitholder value or are in our best interests.

Pursuant to the Omnibus Agreement that we have entered into with our Sponsor and our General Partner, in addition to the Optional Vessels, we also have the right, but not the obligation, to purchase from our Sponsor any LNG carriers acquired or placed under contracts with an initial term of four or more years, for so long as the Omnibus Agreement is in full force and effect. Subject to the terms of our loan agreements, we could elect to fund any future acquisitions with equity or debt or cash on hand or a combination of these forms of consideration. Any debt incurred for this purpose could make us more leveraged and subject us to additional operational or financial covenants.

## G. SAFE HARBOR

See the section entitled "Forward Looking Statements" at the beginning of this Annual Report.

## ITEM 6. DIRECTORS, SENIOR MANAGEMENT AND EMPLOYEES

### A. DIRECTORS AND SENIOR MANAGEMENT

The following provides information about each of our directors and senior management.

Name	Age	Position
Georgios Prokopiou	73	Chairman of the Board of Directors and Appointed Director
Tony Lauritzen	43	Chief Executive Officer and Appointed Director
Michael Gregos	48	Chief Financial Officer
Levon Dedegian	68	Class III Director
Alexios Rodopoulos	72	Class II Director
Evangelos Vlahoulis	73	Class I Director

Certain biographical information about each of our directors and executive officers is set forth below.

**Georgios Prokopiou.** Mr. Georgios Prokopiou has served as Chairman of our Board of Directors since our inception. Since entering the shipping business in 1974, Mr. Prokopiou has managed a shipping fleet consisting of over 500 vessels and is among other, the founder of Dynacom Tankers Management, Sea Traders and Dynagas Ltd., our Manager. Dynacom was founded in 1991 to manage tankers and Sea Traders SA was founded in 1974 to manage bulk carriers. Since 2002, companies controlled by Mr. Prokopiou have built more than 100 vessels at shipyards in South Korea, Japan and China. Mr. Prokopiou holds a civil engineering degree from the National Technical University of Athens. Mr. Prokopiou has also served as Chairman of the North of England P&I Association. He is Chairman of the Greek committee of Bureau Veritas, as well as member of the Greek committees of DNV-GL, Lloyd's Register and ABS. In 2005 Dynacom was awarded Tanker Company of the Year award by Lloyd's List. In 2015 Dynagas Ltd. was the winner of Statoil's Working Safely with Suppliers Award. Mr. Prokopiou was the recipient of Seatrade's Lifetime Achievement Award in June 2017 and the Capital Link Lifetime Achievement Award in January 2020

**Tony Lauritzen.** Mr. Tony Lauritzen has served as our Chief Executive Officer and on our Board of Directors since our inception in 2013. Mr. Lauritzen has been the general manager of our Sponsor's LNG activities since 2006. Prior to joining Dynagas, Mr. Lauritzen worked for the shipowner and ship manager Bernhard Schulte Shipmanagement Ltd where he was a project manager with a focus on the gas shipping segment. Prior to that, he worked for Westshore Shipbrokers AS in the offshore shipbroking segment. Mr. Lauritzen holds a Master of Science in Shipping Trade and Finance from Cass Business School, London (2003) and a Master of Arts in Business and Finance from Heriot Watt University, Edinburgh (2002). Mr. Lauritzen is the son in law of Mr. Prokopiou.

**Michael Gregos.** Mr. Michael Gregos has served as our Chief Financial Officer since our inception. Mr. Gregos has served as commercial manager of the activities of Dynacom Tankers Management since 2009. From 2007 to 2009, Mr. Gregos served as Chief Operating Officer of Ocean Freight Inc. a shipping transportation company listed on NASDAQ. Prior to that, Mr. Gregos was commercial manager of the activities of Dynacom Tankers Management. Mr. Gregos has also worked for Oceania Maritime Agency, a shipping transportation company in Connecticut, USA and ATE Finance the corporate finance arm of Agricultural Bank of Greece responsible for the implementation of initial public offerings in the Greek equities market. He is a graduate of Queen Mary University in London and holds an M.Sc. in Shipping, Trade and Finance from City University.

**Levon A. Dedegian.** Mr. Levon A. Dedegian has served as one of our directors since the closing of our IPO in November 2013 and also serves as Chairman of our Conflicts Committee. Mr. Dedegian has been involved in shipping since 1975 with various companies and positions. From 1978 to 1984, he served as general manager of Sea Traders. In 1985, he joined S.S.R.S. Ltd., a member of the Manley Hopkins Group of Companies. In 1987 he was transferred to Hong Kong, where he stayed until 1988 as a Managing Director of each of Gapco Trading and Agencies Limited, Bridge Energy ASA and Elf Agriculture. He was relocated to Greece at the end of 1988 as Managing Director of the Greek office of P. Wigham Richardson Shipbrokers and in 1989 he rejoined Sea Traders and Dynacom Tankers Management as general manager where he remained until December 31, 2009. Mr. Dedegian is a graduate of Pierce College (the American College of Greece) and holds a Bsc in Business Administration and Economics.

**Alexios Rodopoulos.** Mr. Alexios Rodopoulos has served as one of our directors since the closing of our IPO in November 2013 and also serves as Chairman of our Audit Committee. Mr. Rodopoulos is an independent shipping business consultant, operating through his family-owned company, Rodofin Business Consultants Ltd. From 1999 until 2011 Mr. Rodopoulos served as the Head of Shipping (Piraeus) of Royal Bank of Scotland (RBS). Mr. Rodopoulos is a graduate of the Economic University of Athens, Greece.

**Evangelos Vlahoulis.** Mr. Evangelos Vlahoulis has served as one of our directors since the closing of our IPO in November 2013 and also serves as Chairman of the Compensation Committee. Since 2005, Mr. Vlahoulis has served as Chief Executive Officer of Finship S.A. which provides maritime financing services including to Deutsche Bank in connection with their shipping activities in Greece. From 1984 until 2005 Mr. Vlahoulis served as the representative for Greek shipping of Deutsche Schiffsbank (the predecessor to Commercebank AB). Since October 2015, Mr. Vlahoulis serves as a consultant for the Greek branch of DVB bank. Mr. Vlahoulis is a graduate of London University and holds a BA in Economics.

#### **Reimbursement of Expenses of Our General Partner**

Our General Partner does not receive compensation from us for any services it provides on our behalf, however, it is entitled to reimbursement for expenses incurred on our behalf.

#### **Executive Compensation**

Our executive officers, who report directly to our Board of Directors, are provided to us by our Manager under an Executive Services Agreement with retroactive effect from the closing date of our IPO. Under the agreement, our Manager is entitled to an executive services fee of €538,000 per annum, for the initial five year term, payable in equal monthly installments and automatically renews for successive five year terms unless terminated earlier. The Executive Services Agreement had an initial term of five years and, on November 18, 2018, has been automatically renewed for successive five year terms, unless terminated earlier.

## **B. COMPENSATION**

Our chief executive officer who also serves as our director does not receive additional compensation for his service as director. Each non-management director receives compensation for attending meetings of our Board of Directors, as well as committee meetings. Non-management directors receive director fees of approximately \$135,000 per year, in aggregate. In addition, each director is reimbursed for out-of-pocket expenses in connection with attending meetings of the Board of Directors or other committees. Each director is fully indemnified by us for actions associated with being a director to the extent permitted under Marshall Islands law.

## **C. BOARD PRACTICES**

### **General**

Pursuant to the terms of our Partnership Agreement, our General Partner has delegated to our Board of Directors the authority to oversee and direct our operations, management and policies on an exclusive basis, and such delegation will be binding on any successor general partner of the Partnership. Our General Partner is wholly-owned by our Sponsor. Our executive officers, whose services are provided to us pursuant to the Executive Services Agreement with our Manager, manage our day-to-day activities consistent with the policies and procedures adopted by our Board of Directors.

Our board consists of five members, two of whom are appointed by our General Partner in its sole discretion and three of whom are elected by our common unitholders. Our Board of Directors has determined that all of the directors, other than Mr. Georgios Prokopiou and Mr. Tony Lauritzen, satisfy the independence standards established by the NYSE, as applicable to us. The directors appointed by our General Partner serve until a successor is duly appointed by the General Partner. Directors elected by our common unitholders are divided into three classes serving staggered three-year terms.

At the Partnership's 2014 Annual General Meeting of Limited Partners, the Class I Elected Director was elected to serve for a one year term expiring on the date of the succeeding annual meeting, the Class II Elected Director was elected to serve for a two-year term expiring on the second succeeding annual meeting and the Class III Elected Director was elected to serve for a three-year term expiring on the third succeeding annual meeting. At each annual meeting of limited partners, directors will be elected to succeed the class of directors whose terms have expired by a plurality of the votes of the common unitholders. Directors elected by our common unitholders will be nominated by the Board of Directors or by any limited partner or group of limited partners that beneficially owns at least 15% of the outstanding common units.

The Partnership held its 2019 Annual General Meeting of Limited Partners on November 26, 2019, at which (i) Mr. Alexios Rodopoulos was re-elected to serve as a Class II Director for a three-year term until the 2022 Annual Meeting of Limited Partners, and (ii) Ernst & Young (Hellas) Certified Auditors Accountants S.A. were re-appointed to serve as the Partnership's independent auditors for the fiscal year ending December 31, 2019.

Each outstanding common unit is entitled to one vote on matters subject to a vote of common unitholders. However, to preserve our ability to be exempt from U.S. federal income tax under Section 883 of the Code, if at any time, any person or group owns beneficially more than 4.9% of any class of units then outstanding, any such units owned by that person or group in excess of 4.9% may not be voted on any matter and will not be considered to be outstanding when sending notices of a meeting of unitholders, calculating required votes (except for purposes of nominating a person for election to our board), determining the presence of a quorum or for other similar purposes under our Partnership Agreement, unless otherwise required by law. The voting rights of any such unitholders in excess of 4.9% will effectively be redistributed pro rata among the other common unitholders holding less than 4.9% of the voting power of all classes of units entitled to vote. Our General Partner, its affiliates, including our Sponsor, and persons who acquired common units with the prior approval of our Board of Directors will not be subject to this 4.9% limitation except with respect to voting their common units in the election of the elected directors.

### **Committees**

We have an audit committee that, among other things, reviews our external financial reporting function, engages our external auditors and oversees our internal audit activities and procedures and the adequacy of our internal accounting controls. Our audit committee is comprised of two directors, Mr. Evangelos Vlahoulis and Mr. Alexios Rodopoulos. Our Board of Directors has determined that Mr. Vlahoulis and Mr. Rodopoulos satisfy the independence standards established by the NYSE. Mr. Rodopoulos qualifies as an "audit committee expert" for purposes of SEC rule and regulations.



We also have a Conflicts Committee comprised of two members of our Board of Directors. The Conflicts Committee is available at the board's discretion to review specific matters that the board believes may involve conflicts of interest. The Conflicts Committee will determine if the resolution of the conflict of interest is fair and reasonable to us. The members of the Conflicts Committee may not be officers or employees of us or directors, officers or employees of our general partner or its affiliates, and must meet the independence standards established by the NYSE to serve on a conflicts committee of a Board of Directors and certain other requirements. Any matters approved by the Conflicts Committee will be conclusively deemed to be fair and reasonable to us, approved by all of our partners, and not a breach by our directors, our general partner or its affiliates of any duties any of them may owe us or our unitholders. The members of our Conflicts Committee are currently Mr. Levon A. Dedegian and Mr. Alexios Rodopoulos. For additional information about the Conflicts Committee, please see "Item 7. Major Unitholders and Related Party Transactions—B. Related Party Transactions—Conflicts of Interest and Fiduciary Duties."

We also have a compensation committee comprised of two members of our Board of Directors. The members of our compensation committee are currently Mr. Evangelos Vlahoulis and Mr. Levon Dedegian. The compensation committee is responsible for carrying out the Board's responsibilities relating to compensation of our executive officers and for providing such other guidance with respect to compensation matters as the Committee deems appropriate.

Please see "Item 16G. Corporate Governance."

#### **D. EMPLOYEES**

As of December 31, 2019, we did not employ any onshore or offshore staff. Our Manager has provided and continues to provide us with commercial and technical management services, including all necessary crew-related services, to our vessel owning subsidiaries pursuant to the Management Agreements. Please see "Item 7. Major Unitholders and Related Party Transactions — B. Related Party Transactions — Vessel Management." The services of our executive officers and other employees are provided to us by our Manager pursuant to an Executive Services Agreement and an Administrative Services Agreement, in return of a monthly and an annual fee, respectively. Please see "Item 7. Major Unitholders and Related Party Transactions — B. Related Party Transactions — Administrative Services Agreement & Executive Services Agreement."

#### **E. UNIT OWNERSHIP**

Please see "Item 7. Major Unitholders and Related Party Transactions—A. Major Unitholders."

### **ITEM 7. MAJOR UNITHOLDERS AND RELATED PARTY TRANSACTIONS**

#### **A. MAJOR UNITHOLDERS**

The following table sets forth the beneficial ownership of our common units as of April 16, 2020 by each person that we know to beneficially own more than 5% of our outstanding common units. The number of units beneficially owned by each person is determined under SEC rules and the information is not necessarily indicative of beneficial ownership for any other purpose:

<b>Name of Beneficial Owner</b>	<b>Number</b>	<b>Percent<sup>(1)</sup></b>
Dynagas Holding Ltd. <sup>(2)</sup>	15,595,000	43.9%
Cobas Asset Management SGHIC SA <sup>(3)</sup>	3,690,128	10.4%
All executives, officers and directors as a group <sup>(3)(4)</sup>	*	*

(1) Based on 35,490,000 common units outstanding as of the date of this Annual Report.

(2) Dynagas Holding Ltd. is beneficially owned by the Prokopiou Family, including the chairman of our Board of Directors, Georgios Prokopiou and his daughters Elisavet Prokopiou, Johanna Prokopiou, Marina Kalliope Prokopiou, and Maria Eleni Prokopiou, which collectively have a business address at 23, Rue Basse, 98000 Monaco.

(3) This information is derived from Schedule 13G/A filed with SEC on February 20, 2020.

(4) Neither any member of our Board of Directors or executive officer individually, nor all of them taken as a group, hold more than 1% of our outstanding common units apart from Mr. Georgios Prokopiou, whose ownership interests are separately presented in the above table.

As of April 16, 2020, we had one unitholder of record located in the United States, namely CEDE & CO., a nominee of the Depository Trust Company.

## B. RELATED PARTY TRANSACTIONS

From time to time we have entered into agreements and have consummated transactions with certain related parties. We may enter into related party transactions from time to time in the future. In connection with our IPO, we established a Conflicts Committee, comprised entirely of independent directors, to evaluate any transaction or other matter referred or disclosed to the Conflicts Committee in which a conflict of interest or potential conflict of interests exists or arises.

### Omnibus Agreement

On November 18, 2013, we, and certain of our subsidiaries, entered into the Omnibus Agreement with our Sponsor and our General Partner. On April 12, 2016, we amended and restated the Omnibus Agreement, to, among other things, include as Optional Vessels our Sponsor's minority ownership interest in the five entities that respectively own the five vessels that are described elsewhere in this Annual Report.

While our purchase options relating to the unacquired Initial Optional Vessels have expired unexercised, pursuant to the Omnibus Agreement, we have the right but not the obligation, subject to certain terms and conditions, to acquire from our Sponsor the Optional Vessels, which is our Sponsor's full or minority ownership interest in certain vessel-owning entities. References herein to the "Omnibus Agreement" refer to the Omnibus Agreement as currently in effect. The following discussion describes certain provisions of the Omnibus Agreement. For additional information, please see "*The Optional Vessels*."

### Noncompetition

Under the Omnibus Agreement, our Sponsor has agreed, and has caused its affiliates (other than us, and our subsidiaries) to agree, not to acquire, own, operate or contract for any LNG carrier operating under a charter with an initial term of four or more years. We refer to these LNG carriers, together with any related contracts, and our Sponsor's ownership of the Optional Vessels, as "Four-Year LNG carriers" and to all other LNG carriers, together with any related contracts, as "Non-Four-Year LNG carriers." The restrictions in this paragraph will not prevent our Sponsor or any of its controlled affiliates (including us and our subsidiaries) from:

- (1) acquiring, owning, operating or chartering any Non-Four-Year LNG carriers;
- (2) (i) acquiring or owning one or more Four-Year LNG carrier(s) (other than with respect to the Optional Vessels, which is covered in (ii) below) if such Dynagas Holding Entity (as defined in the Omnibus Agreement) offers to sell such Four-Year LNG carrier to us for the acquisition price plus any administrative costs in accordance with the procedures set forth in the Omnibus Agreement (and we do not fulfill our obligation to purchase such Four-Year LNG carrier in accordance with the terms of the Omnibus Agreement) and (ii) owning any Optional Interests (as defined in the Omnibus Agreement) in the entities relating to the Optional Vessels at any time on or after the time at which such interests are treated as a Four-Year LNG carrier pursuant to the Omnibus Agreement, if the related Dynagas Holding Entities (as applicable), offer to sell such Optional Interests to us for the pro rata portion of the acquisition price relating to the corresponding LNG carrier owned by such entity plus any administrative costs in accordance with the procedures set forth in the Omnibus Agreement (and we do not fulfill our obligation to purchase such Optional Interests in accordance with the terms of the Omnibus Agreement);
- (3) operating or chartering an LNG carrier under a charter with a term of four or more years if such Dynagas Holding Entity (other than with respect to Optional Vessels) offers to sell such LNG carrier to us for fair market value (i) promptly after the time it becomes a Four-Year LNG carrier and (ii) at each renewal or extension of that charter if such renewal or extension is for a term of four or more years, in each case in accordance with the procedures set forth in the Omnibus Agreement;
- (4) acquiring and owning a controlling interest in one or more Four-Year LNG carriers as part of the acquisition of an interest in business or package of assets that owns, operates or charters such Four-Year LNG carriers; provided, however; if a majority of the value of the business or assets acquired is attributable to Four-Year LNG carriers, as determined in good faith by our Sponsor's board of directors, the Dynagas Holding Entity must offer to sell such Four-Year LNG carrier(s) to us for their fair market value plus any administrative costs in accordance with the procedures set forth in the Omnibus Agreement (for the avoidance of doubt, nothing herein shall prohibit the acquisition and owning of one or more Four-Year LNG carriers as part of the acquisition of a minority interest in a business or package of assets that owns, operates or charters Four-Year LNG carriers);
- (5) acquiring a non-controlling interest in any company, business or pool of assets;

- (6) acquiring, owning, operating or chartering any Four-Year LNG carrier if we do not fulfill our obligation to purchase such Four-Year LNG carrier in accordance with the terms of the Omnibus Agreement;
- (7) acquiring, owning, operating or chartering any Four-Year LNG carrier that is subject to the offers to us described in paragraphs (2), (3) and (4) above pending our determination whether to accept such offers and pending the closing of any offers we accept;
- (8) providing vessel management services relating to any LNG carrier;
- (9) acquiring and owning any Four-Year LNG carrier as part of a financing arrangement, including by way of a sale leaseback transaction, which is accounted for as a financial lease under United States generally accepted accounting principles; or
- (10) acquiring, owning, operating or chartering any Four-Year LNG carrier if we have previously advised our Sponsor that we consent to such acquisition, operation or charter.

If our Sponsor or any of its controlled affiliates acquires, owns, operates or contracts for Four-Year LNG carriers pursuant to any of the exceptions described above, it may not subsequently expand that portion of its business other than pursuant to those exceptions.

Under the Omnibus Agreement, we are not restricted from acquiring, operating or chartering Non-Four-Year LNG carriers.

Upon a change of control (as such term is set forth in the Omnibus Agreement) of us or our General Partner, the noncompetition provisions of the Omnibus Agreement will terminate immediately. Upon a change of control of our Sponsor (as such term is set forth in the Omnibus Agreement), the noncompetition provisions of the Omnibus Agreement applicable to our Sponsor will terminate immediately. In addition, on the date on which a majority of our directors ceases to consist of directors that were (1) appointed by our General Partner prior to our first annual meeting of unitholders and (2) recommended for election by a majority of our appointed directors, the noncompetition provisions applicable to our Sponsor shall terminate immediately.

#### ***Rights to Purchase Optional Vessels***

The Omnibus Agreement provides us with the right but not the obligation, subject to certain conditions, to purchase the Optional Vessels from our Sponsor at a purchase price to be determined pursuant to the terms and conditions of the Omnibus Agreement. In the case of the Optional Vessels, our purchase rights expire within two years after the delivery of the applicable vessel to their respective charterers, so long as such Optional Vessels are employed under a long-term charter of four or more years upon their respective delivery dates. We may also mutually agree with our Sponsor, with the approval of our Conflicts Committee, to extend or further extend, as applicable, the purchase option exercise period. There is no assurance that our Sponsor will agree to such extension.

If we are unable to agree with our Sponsor on the purchase price of the Optional Vessels, as the case may be, the respective purchase price will be determined by an independent appraiser, such as an investment banking firm, broker or firm generally recognized in the shipping industry as qualified to perform the tasks for which such firm has been engaged, and we will have the right, but not the obligation, to purchase such assets at such price. The independent appraiser will be mutually appointed by our Sponsor and our Conflicts Committee. Please see "Risk Factors—Our Sponsor may be unable to service its debt requirements and comply with the provisions contained in the credit agreements secured by the vessels that comprise the Optional Vessels. If our Sponsor or Joint Venture Entities fail to perform their obligations under its loan agreements, our business and expected plans for growth may be materially affected."

#### ***Rights of First Offer on LNG carriers***

Under the Omnibus Agreement, we and our subsidiaries have granted to our Sponsor the right of first offer on any proposed sale, transfer or other disposition of any LNG carrier owned by us. Under the Omnibus Agreement, our Sponsor has agreed (and will cause their subsidiaries to agree) to grant a similar right of first offer to us for any Four-Year LNG carriers they own (including the Optional Vessels). These rights of first offer will not apply to (a) with respect to the Sponsor, a sale, transfer or other disposition of assets between or among any of its subsidiaries (other than us) and with respect to us, a sale, transfer or other disposition of assets between or among any of our subsidiaries (other than the Sponsor, if applicable), or pursuant to the terms of any contract or other agreement with a contractual counterparty existing at the time of the closing of our IPO or (b) a merger with or into, or sale of substantially all of the assets to, an unaffiliated third-party. In addition, the rights of first offer may be waived by us under Section 7.5 of the Omnibus Agreement in our discretion.

Prior to engaging in any negotiation regarding any LNG carrier's disposition with respect to a Four-Year LNG carrier with a non-affiliated third-party, we or our Sponsor, as the case may be, will deliver a written notice to the other relevant party setting forth the material terms and conditions of the proposed transaction. During the 30-day period after the delivery of such notice, we and our Sponsor will negotiate in good faith to reach an agreement on the transaction. If we do not reach an agreement within such 30-day period, we or our Sponsor, as the case may be, will be able within the next 180 calendar days to sell, transfer, dispose or re-contract the LNG carrier to a third-party (or to agree in writing to undertake such transaction with a third-party) on terms generally no less favorable to us or our Sponsor as the case may be, than those offered pursuant to the written notice.

Upon a change of control of us or our General Partner, the right of first offer provisions of the Omnibus Agreement will terminate immediately.

Upon a change of control of our Sponsor, the right of first offer provisions applicable to our Sponsor under the Omnibus Agreement will terminate at the time of the change of control. On the date on which a majority of our directors ceases to consist of directors that were (1) appointed by our General Partner prior to our first annual meeting of unitholders and (2) recommended for election by a majority of our appointed directors, the provisions related to the rights of first offer granted to us by our Sponsor shall terminate immediately.

For purposes of the Omnibus Agreement a "change of control" means, with respect to any "applicable person", any of the following events: (a) any sale, lease, exchange or other transfer (in one transaction or a series of related transactions) of all or substantially all of the applicable person's assets to any other person, unless immediately following such sale, lease, exchange or other transfer such assets are owned, directly or indirectly, by the applicable person; (b) the consolidation or merger of the applicable person with or into another person pursuant to a transaction in which the outstanding voting securities of the applicable person are changed into or exchanged for cash, securities or other property, other than any such transaction where (i) the outstanding voting securities of the applicable person are changed into or exchanged for voting securities of the surviving person or its parent and (ii) the holders of the voting securities of the applicable person immediately prior to such transaction own, directly or indirectly, not less than a majority of the outstanding voting securities of the surviving person or its parent immediately after such transaction; and (c) a "person" or "group" (within the meaning of Sections 13(d) or 14(d)(2) of the Exchange Act), other than our Sponsor or its Affiliates with respect to the General Partner, being or becoming the "beneficial owner" (as defined in Rules 13d-3 and 13d-5 under the Exchange Act) of more than 50% of all of the then outstanding voting securities of the applicable person, except in a merger or consolidation which would not constitute a change of control under clause (b) above.

### ***Indemnification***

Our Sponsor indemnifies us for liabilities related to:

- certain defects in title to the Optional Vessels contributed or sold to us and any failure to obtain, prior to the time they were contributed or sold to us, certain consents and permits necessary to conduct, own and operate such assets, in the case of the Optional Vessels which we have rights to purchase, within three years after the acquisition date Optional Vessel was contributed or sold to us r); and
- tax liabilities attributable to the operation of the assets contributed or sold to us prior to the time they were contributed or sold.

### ***Amendments***

The Omnibus Agreement may not be amended without the prior approval of the Conflicts Committee if the proposed amendment will, in the reasonable discretion of our Board of Directors, adversely affect holders of our common units.

### ***Vessel Management***

Our Manager provides us with commercial and technical management services for our Fleet and certain corporate governance and administrative and support services, pursuant to identical agreements with our wholly-owned vessel owning subsidiaries, which we refer to as the Management Agreements. Our Manager is wholly-owned by Mr. Georgios Prokopiou, our Chairman of the Board, and has been providing these services for the vessels in our Fleet for over twelve years. In addition, our Manager performs the commercial and technical management relating to each of the vessels that comprise the Optional Vessels. Through our Manager, we have had a long-lasting presence in the LNG shipping industry, and during that time we believe our Manager has established a track record for efficient, safe and reliable operation of LNG carriers.

We currently pay our Manager a technical management fee of \$3,075 per day for each vessel, prorated for the calendar days we own each vessel, for providing the relevant vessel owning subsidiaries with services, including engaging and providing qualified crews, maintaining the vessel, arranging supply of stores and equipment, arranging and supervising periodic dry-docking, cleaning and painting and ensuring compliance with applicable regulations, including licensing and certification requirements.

In addition, we pay our Manager a commercial management fee equal to 1.25% of the gross charter hire, ballast bonus which is the amount paid to the vessel owner as compensation for all or a part of the cost of positioning the vessel to the port where the vessel will be delivered to the charterer, or other income earned during the course of the employment of our vessels, during the term of the Management Agreements, for providing the relevant vessel-owning subsidiary with services, including chartering, managing freight payment, monitoring voyage performance, and carrying out other necessary communications with the shippers, charterers and others. In addition to such fees, we pay for any capital expenditures, financial costs, operating expenses and any general and administrative expenses, including payments to third-parties, in accordance with the Management Agreements.

We incurred an aggregate expense of approximately \$8.2 million and \$8.0 million to our Manager in connection with the management of our Fleet under the Management Agreements for the years ended December 31, 2019 and 2018.

The term of the Management Agreements with our Manager expire on December 31, 2020, and in each case will renew automatically for successive eight-year terms thereafter unless earlier terminated. The technical management fee of \$2,500 per day for each vessel was fixed until December 31, 2013 and thereafter, increases annually by 3%, subject to further annual increases to reflect material unforeseen costs of providing the management services, by an amount to be agreed between us and our Manager, which amount will be reviewed and approved by our Conflicts Committee. Under the terms of the Management Agreements, we may terminate the Management Agreements upon written notice if our Manager fails to fulfill its obligations to us under the Management Agreements. The Management Agreements terminate automatically following a change of control in us. If the Management Agreements are terminated as a result of a change of control in us, then we will have to pay our Manager a termination penalty. For this purpose a change of control means (i) the acquisition of fifty percent or more by any individual, entity or group of the beneficial ownership or voting power of the outstanding shares of us or our vessel owning subsidiaries, (ii) the consummation of a reorganization, merger or consolidation of us and/or our vessel owning subsidiaries or the sale or other disposition of all or substantially all of our assets or those of our vessel owning subsidiaries and (iii) the approval of a complete liquidation or dissolution of us and/or our vessel owning subsidiaries. Additionally, the Management Agreements may be terminated by our Manager with immediate effect if, among other things, (i) we fail to meet our obligations and/or make due payments within ten business days from receipt of invoices, (ii) upon a sale or total loss of a vessel (with respect to that vessel), or (iii) if we file for bankruptcy.

Pursuant to the terms of the Management Agreements, liability of our Manager to us is limited to instances of negligence, gross negligence or willful default on the part of our Manager. Further, we are required to indemnify our Manager for liabilities incurred by our Manager in performance of the Management Agreements, except in instances of negligence, gross negligence or willful default on the part of our Manager.

Additional LNG carriers that we acquire in the future may be managed by our Manager or other unaffiliated management companies.

#### **Administrative Services Agreement**

Under the terms and conditions of our Administrative Services Agreement, we pay our Manager a monthly fee of \$10,000, plus all costs and expenses, in exchange for the provision of certain financial, accounting, reporting, secretarial and information technology services. The agreement is considered to be in effect until terminated (a) by the Board of Directors upon 120 days' written notice for any reason in its sole discretion, or (b) by Dynagas upon 120 days' written notice if: (i) there is a change of control of the Partnership or General Partner; (ii) a receiver is appointed for all or substantially all of the property of the Partnership; (iii) an order is made to wind up the Partnership; (iv) a final judgment, order or decree that materially and adversely affects the ability of the Partnership to perform under this Agreement shall have been obtained or entered against the Partnership, and such judgment, order or decree shall not have been vacated, discharged or stayed; or (v) the Partnership makes a general assignment for the benefit of its creditors, files a petition in bankruptcy or for liquidation, is adjudged insolvent or bankrupt, commences any proceeding for a reorganization or arrangement of debts, dissolution or liquidation under any law or statute or of any jurisdiction applicable thereto or if any such proceeding shall be commenced.

During the year ended December 31, 2019, we incurred expenses of approximately \$0.1 million relating to the administrative services under the Administrative Services Agreement.

## Executive Services Agreement

On March 21, 2014, we entered into an executive services agreement with our Manager with retroactive effect from the IPO closing date, pursuant to which our Manager provides to us the services of our executive officers, who report directly to our Board of Directors. Under the agreement, our Manager is entitled to an executive services fee of €538,000 per annum, for the initial five year term, payable in equal monthly installments and automatically renews for successive five year terms unless terminated earlier. The Executive Services Agreement had an initial term of five years and, on November 18, 2018, has been automatically renewed for successive five year terms, unless terminated earlier. The calculation of the contractual services fee set forth in the table above assumes an exchange rate of €1.0000 to \$1.1227 the EURO/USD exchange rate as of December 31, 2019 and does not include any incentive compensation which our Board of Directors may agree to pay.

## \$30 Million Revolving Credit Facility

In connection with the closing of the IPO, our Sponsor provided us with a \$30.0 million revolving credit to be used for general partnership purposes, including working capital which was interest free and had a term of five years. On November 14, 2018, we extended our \$30 Million Revolving Credit Facility with our Sponsor for an additional five-year term on terms and conditions substantially similar to the existing credit facility. The loan may be drawn and prepaid in whole or in part at any time during its term. As of December 31, 2019, no amounts were outstanding under the facility.

## CONFLICTS OF INTEREST AND FIDUCIARY DUTIES

Conflicts of interest exist and may arise in the future as a result of the relationships between our General Partner and its affiliates, including Dynagas Holding Ltd., on the one hand, and us and our unaffiliated limited partners, on the other hand. Our General Partner has a fiduciary duty to make any decisions relating to our management in a manner beneficial to us and our unitholders. Similarly, our Board of Directors has fiduciary duties to manage us in a manner beneficial to us, our General Partner and our limited partners. Certain of our officers and directors will also be officers of our Sponsor or its affiliates and will have fiduciary duties to our Sponsor or its affiliates that may cause them to pursue business strategies that disproportionately benefit our Sponsor or its affiliates or which otherwise are not in the best interests of us or our unitholders. As a result of these relationships, conflicts of interest may arise between us and our unaffiliated limited partners on the one hand, and our Sponsor and its affiliates, including our General Partner, on the other hand. The resolution of these conflicts may not be in the best interest of us or our unitholders. We, our officers and directors and our General Partner will not owe any fiduciary duties to holders of the Series A Preferred Units and Series B Preferred Units other than a contractual duty of good faith and fair dealing pursuant to the Partnership Agreement. Our partnership affairs are governed by our Partnership Agreement and the Partnership Act. The provisions of the Partnership Act resemble provisions of the limited partnership laws of a number of states in the United States, most notably Delaware. We are not aware of any material difference in unitholder rights between the Partnership Act and the Delaware Revised Uniform Limited Partnership Act. The Partnership Act also provides that it is to be applied and construed to make it uniform with the Delaware Revised Uniform Limited Partnership Act and, so long as it does not conflict with the Partnership Act or decisions of the Marshall Islands courts, interpreted according to the non-statutory law or "case law" of the courts of the State of Delaware. There have been, however, few, if any, court cases in the Marshall Islands interpreting the Partnership Act, in contrast to Delaware, which has a fairly well-developed body of case law interpreting its limited partnership statute. Accordingly, we cannot predict whether Marshall Islands courts would reach the same conclusions as courts in Delaware. For example, the rights of our unitholders and fiduciary responsibilities of our General Partner and its affiliates under Marshall Islands law are not as clearly established as under judicial precedent in existence in Delaware. Due to the less-developed nature of Marshall Islands law, our public unitholders may have more difficulty in protecting their interests or seeking remedies in the face of actions by our General Partner, its affiliates or our controlling unitholders than would unitholders of a limited partnership organized in the United States.

Our Partnership Agreement contains provisions that modify and limit the fiduciary duties of our General Partner and our directors to the unitholders under Marshall Islands law. Our Partnership Agreement also restricts the remedies available to unitholders for actions taken by our General Partner or our directors that, without those limitations, might constitute breaches of fiduciary duty.

Neither our General Partner nor our Board of Directors will be in breach of their obligations under the Partnership Agreement or their duties to us or the unitholders if the resolution of the conflict is:

- approved by our Conflicts Committee, although neither our General Partner nor our Board of Directors are obligated to seek such approval;
- approved by the vote of a majority of the outstanding common units, excluding any common units owned by our General Partner or any of its affiliates, although neither our General Partner nor our Board of Directors is obligated to seek such approval;

- on terms no less favorable to us than those generally being provided to or available from unrelated third-parties, but neither our General Partner nor our Board of Directors is required to obtain confirmation to such effect from an independent third-party; or
- fair and reasonable to us, taking into account the totality of the relationships between the parties involved, including other transactions that may be particularly favorable or advantageous to us.

Our General Partner or our Board of Directors may, but are not required to, seek the approval of such resolution from the Conflicts Committee or from the common unitholders. If neither our General Partner nor our Board of Directors seeks approval from the Conflicts Committee, and our Board of Directors determines that the resolution or course of action taken with respect to the conflict of interest satisfies either of the standards set forth in the third and fourth bullet points above, then it will be presumed that, in making its decision, our Board of Directors, including the board members affected by the conflict, acted in good faith, and in any proceeding brought by or on behalf of any limited partner or the partnership, the person bringing or prosecuting such proceeding will have the burden of overcoming such presumption. When our Partnership Agreement requires someone to act in good faith, it requires that person to reasonably believe that he is acting in the best interests of the partnership, unless the context otherwise requires. See "Item 6. Directors, Senior Management and Employees—C. Board Practices." for information about the composition and formation of the Conflicts Committee.

Conflicts of interest could arise in the situations described under the heading "Item 3. Key Information—D. Risk Factors —Risks Relating to Conflicts of Interest," among others.

## Fiduciary Duties

Our General Partner and its affiliates are accountable to us and our unitholders as fiduciaries. Fiduciary duties owed to unitholders by our General Partner and its affiliates are prescribed by law and the Partnership Agreement. The Partnership Act provides that Marshall Islands partnerships may, in their partnership agreements, restrict or expand the fiduciary duties owed by our General Partner and its affiliates to the limited partners and the Partnership. Our directors are subject to the same fiduciary duties as our General Partner, as restricted or expanded by the Partnership Agreement.

Our Partnership Agreement contains various provisions restricting the fiduciary duties that might otherwise be owed by our General Partner or by our directors. We have adopted these provisions to allow our General Partner and our directors to take into account the interests of other parties in addition to our interests when resolving conflicts of interest. We believe this is appropriate and necessary because our officers and directors have fiduciary duties to our Sponsor, as well as to our unitholders. These modifications disadvantage the common unitholders because they restrict the rights and remedies that would otherwise be available to unitholders for actions that, without those limitations, might constitute breaches of fiduciary duty, as described below. The following is a summary of:

- the fiduciary duties imposed on our General Partner and our directors by the Partnership Act;
- material modifications of these duties contained in our Partnership Agreement; and
- certain rights and remedies of unitholders contained in the Partnership Act.

### Marshall Islands law fiduciary duty standards

Fiduciary duties are generally considered to include an obligation to act in good faith and with due care and loyalty. The duty of care, in the absence of a provision in a Partnership Agreement providing otherwise, would generally require a General Partner and the directors of a Marshall Islands limited partnership to act for the partnership in the same manner as a prudent person would act on his own behalf. The duty of loyalty, in the absence of a provision in a Partnership Agreement providing otherwise, would generally prohibit a General Partner or the directors of a Marshall Islands limited partnership from taking any action or engaging in any transaction where a conflict of interest is present.

#### Partnership Agreement modified standards

Our Partnership Agreement contains provisions that waive or consent to conduct by our General Partner and its affiliates and our directors that might otherwise raise issues as to compliance with fiduciary duties under the laws of the Marshall Islands. For example, our Partnership Agreement provides that when our General Partner is acting in its capacity as our General Partner, as opposed to in its individual capacity, it must act in "good faith" and will not be subject to any other standard under the laws of the Marshall Islands. In addition, when our General Partner is acting in its individual capacity, as opposed to in its capacity as our General Partner, it may act without any fiduciary obligation to us or the unitholders whatsoever, unless another express standard is provided for in the Partnership Agreement. These standards reduce the obligations to which our General Partner and our Board of Directors would otherwise be held. Our Partnership Agreement generally provides that affiliated transactions and resolutions of conflicts of interest not involving a vote of unitholders and that are not approved by our Conflicts Committee must be on terms no less favorable to us than those generally being provided to or available from unrelated third-parties.

In addition to the other more specific provisions limiting the obligations of our General Partner and our directors, our Partnership Agreement further provides that our General Partner and our officers and directors, will not be liable for monetary damages to us or our limited partners for errors of judgment or for any acts or omissions unless there has been a final and non-appealable judgment by a court of competent jurisdiction determining that our General Partner or our officers or directors engaged in actual fraud or willful misconduct.

#### Rights and remedies of unitholders

The provisions of the Partnership Act resemble the provisions of the limited partnership act of Delaware. For example, like Delaware, the Partnership Act favors the principles of freedom of contract and enforceability of Partnership Agreements and allows the Partnership Agreement to contain terms governing the rights of the unitholders. The rights of our unitholders, including voting and approval rights and our ability to issue additional units, are governed by the terms of our Partnership Agreement.

As to remedies of unitholders, the Partnership Act permits a limited partner to institute legal action on behalf of the partnership to recover damages from a third-party where a General Partner or a Board of Directors has refused to institute the action or where an effort to cause a General Partner or a Board of Directors to do so is not likely to succeed. These actions include actions against a General Partner for breach of its fiduciary duties or of the Partnership Agreement.

In becoming one of our limited partners, a common unitholder effectively agrees to be bound by the provisions in the Partnership Agreement, including the provisions discussed above. The failure of a limited partner or transferee to sign a Partnership Agreement does not render the Partnership Agreement unenforceable against that person.

Under the Partnership Agreement, we must indemnify our General Partner and our directors and officers to the fullest extent permitted by law, against liabilities, costs and expenses incurred by our General Partner or these other persons. We must provide this indemnification unless there has been a final and non-appealable judgment entered by a court of competent jurisdiction determining that these persons acted in bad faith, engaged in actual fraud or willful misconduct or, in the case of a criminal matter, acted with knowledge that applicable conduct was unlawful. We also must provide this indemnification for criminal proceedings when our General Partner or these other persons acted with no reasonable cause to believe that their conduct was unlawful. Thus, our General Partner and our directors and officers could be indemnified for their negligent acts if they met the requirements set forth above. Any indemnification under these provisions will only be out of our assets. Unless it otherwise agrees, our General Partner will not be personally liable for, or have any obligation to contribute or lend funds or assets to us to enable us to effectuate, indemnification. We may purchase insurance against liabilities asserted against and expenses incurred by persons for our activities, regardless of whether we would have the power to indemnify the person against liabilities under the Partnership Agreement. To the extent that these provisions purport to include indemnification for liabilities arising under the Securities Act of 1933, as amended, or the Securities Act, in the opinion of the Securities and Exchange Commission, such indemnification is contrary to public policy and therefore unenforceable.



**C. INTERESTS OF EXPERTS AND COUNSEL**

Not applicable.

**ITEM 8. FINANCIAL INFORMATION**

**A. CONSOLIDATED STATEMENTS AND OTHER FINANCIAL INFORMATION**

Please see "Item 18. Financial Statements" below for additional information required to be disclosed under this item.

**Legal Proceedings**

From time to time, we may be subject to legal proceedings and claims in the ordinary course of our business, principally personal injury and property casualty claims. These claims, even if lacking merit, could result in the expenditure of significant financial and managerial resources.

On May 16, 2019, a purported stockholder of the Partnership filed a putative class action lawsuit against the Partnership and certain related entities and individual officers and directors of the Partnership in the United States District Court for the Southern District of New York (Case No.19- cv-04512). The complaint purports to be brought on behalf of shareholders who purchased the common stock of the Partnership between February 16, 2018 and March 21, 2019. The Complaint generally alleges that the defendants violated Sections 10(b) and/or 20(a) of the Securities Exchange Act of 1934 and Rule 10b-5 promulgated thereunder by making allegedly false and/or misleading statements regarding, among other matters, new charter agreements that the Partnership entered into with various energy companies and the Partnership's expectations about its ability to sustain its quarterly distribution. The complaint seeks unspecified damages, attorneys' fees, and other costs. On August 19, 2019, the Court appointed a group of shareholders as Lead Plaintiffs in the action, who filed an amended complaint on September 26, 2019. The amended complaint makes allegations similar to those in the original complaint, extends the class period (December 21, 2017 through March 21, 2019), adds as defendants three additional directors of the Partnership and the underwriters of the Partnership's Series B Preferred Units Offering, and asserts new claims under Section 20A of the Securities Exchange Act of 1934 on behalf of plaintiffs who acquired Partnership securities or sold put options contemporaneously with the Series B Preferred Units Offering, and under Sections 11, 12(a)(2) and 15 of the Securities Act of 1933 based on allegedly false and/or misleading statements in the offering documents for the Series B Preferred Units Offering. The Partnership, related entity defendants, and underwriter defendants filed a motion to dismiss the amended complaint on December 5, 2019, which is now fully briefed, but has not yet been decided by the Court. We believe that the allegations in the lawsuit are without merit and intend to vigorously defend our position.

**Our Cash Distribution Policy**

**Rationale for Our Cash Distribution Policy**

Our cash distribution policy reflects a judgment that our unitholders will be better served by our distributing our available cash rather than retaining it because, in general, we plan to finance any expansion capital expenditures from external financing sources. Our cash distribution policy is consistent with the terms of our Partnership Agreement, which requires that we distribute all of our available cash quarterly. Available cash is generally defined to mean, for each quarter cash generated from our business less the amount of cash reserves established by our Board of Directors at the date of determination of available cash for the quarter to provide for the proper conduct of our business (including reserves for our future capital expenditures and anticipated future credit needs subsequent to that quarter), comply with applicable law, any of our debt instruments or other agreements; and provide funds for distributions to our unitholders and to our General Partner for any one or more of the next four quarters, plus, if our Board of Directors so determines, all or any portion of the cash on hand on the date of determination of available cash for the quarter resulting from working capital borrowings made subsequent to the end of such quarter.

**Limitations on Cash Distributions and Our Ability to Change Our Cash Distribution Policy**

There is no guarantee that unitholders will receive quarterly distributions from us. Our cash distribution policy is subject to certain restrictions and may be changed or eliminated at any time. Set forth below are certain factors that influence our cash distribution policy:

- Under the terms of the \$675 Million Credit Facility, the Partnership is restricted from paying distributions to its common unitholders while borrowings are outstanding under the \$675 Million Credit Facility.

- Our unitholders have no contractual or other legal right to receive distributions other than the obligation under our Partnership Agreement to distribute available cash on a quarterly basis, which is subject to the broad discretion of our Board of Directors to establish reserves and other limitations.
- We are and will be subject to restrictions on distributions under our existing financing arrangements as well as under any new financing arrangements or other transactions that we may enter into in the future. Our new and existing financing arrangements may contain financial and other covenants that must be satisfied prior to paying distributions in order to declare and pay such distributions or that may restrict or prohibit the payment of distributions. If we are unable to satisfy the requirements contained in any of our financing arrangements or are otherwise in default under any of those agreements, there could be a material adverse effect on our financial condition and our ability to make cash distributions to our unitholders notwithstanding our cash distribution policy.
- We are required to make substantial capital expenditures to maintain and replace our Fleet. These expenditures may fluctuate significantly over time, particularly as our vessels near the end of their respective useful lives. In order to minimize these fluctuations, our Partnership Agreement requires us to deduct estimated, as opposed to actual, maintenance and replacement capital expenditures from the amount of cash that we would otherwise have available for distribution to our unitholders. In years when estimated maintenance and replacement capital expenditures are higher than actual maintenance and replacement capital expenditures, the amount of cash available for distribution to unitholders will be lower than if actual maintenance and replacement capital expenditures were deducted.
- Although our Partnership Agreement requires us to distribute all of our available cash, our Partnership Agreement, including provisions contained therein requiring us to make cash distributions may be amended, with the approval of a majority of the outstanding common units.
- Even if our cash distribution policy is not modified or revoked, the amount of distributions we pay under our cash distribution policy and the decision to make any distribution is determined by our Board of Directors, taking into consideration the terms of our Partnership Agreement.
- Under Section 57 of the Marshall Islands Act, we may not make a distribution to our unitholders if the distribution would cause our liabilities to exceed the fair value of our assets.
- We may lack sufficient cash to pay distributions to our unitholders due to decreases in total operating revenues, decreases in hire rates, the loss of a vessel or increases in operating or general and administrative expenses, principal and interest payments on outstanding debt, taxes, working capital requirements, maintenance and replacement capital expenditures or anticipated cash needs. See "Item 3. Key Information—D. Risk Factors" for a discussion of these factors.
- Our ability to make distributions to our unitholders depends on the performance of our subsidiaries and their ability to distribute cash to us. The ability of our subsidiaries to make distributions to us may be restricted by, among other things, the provisions of existing and future indebtedness, applicable limited partnership and limited liability company laws in the Marshall Islands and other laws and regulations.

## ***Distributions on our Units***

### ***Series A Preferred Unit Distributions***

Series A Preferred Unitholders are entitled under our Partnership Agreement to receive cumulative cash distributions when, as and if declared by our Board of Directors, out of legally available funds for such purpose. Distributions on Series A Preferred Units are cumulative and accrue at the distribution rate of 9.0%.

### ***Series B Preferred Unit Distributions***

Series B Preferred Unitholders are entitled under our Partnership Agreement to receive cumulative cash distributions payable on the Series B Preferred Units up to November 22, 2023 at a fixed rate equal to 8.75% per annum and from November 22, 2023, if not redeemed, at a floating rate equal to the Series B Three-Month LIBOR Rate plus a spread of 5.593% per annum of the Stated Series B Liquidation Preference (or \$25.00 per Series B Preferred Unit) per Series B Preferred Unit.

### Minimum Quarterly Distribution

Common unitholders are entitled under our Partnership Agreement to receive a minimum quarterly distribution of \$0.365 per unit, after distributions are made on the Series A Preferred Units and the Series B Preferred Units but, to the extent we have sufficient cash on hand to pay the distribution, after establishment of cash reserves and payment of fees and expenses and if permitted under our existing and future debt agreements. Under the terms of the \$675 Million Credit Facility, the Partnership is restricted from paying distributions to its common unitholders while borrowings are outstanding. As such, since entry into the \$675 Million Credit Facility, we have discontinued minimum quarterly distributions to our common unitholders. There is no guarantee that we will pay the minimum quarterly distribution to common unitholders, the general partner or to holders of the incentive distribution rights in the future. Please read "Item 5. Operating and Financial Review and Prospects—B. Liquidity and Capital Resources" for a discussion of the restrictions contained in our debt agreements and lease arrangements that may restrict our ability to make distributions.

### Subordination Period

#### General

Prior to the expiration of the subordination period, the common units had the right to receive distributions of available cash from operating surplus in an amount equal to the minimum quarterly distribution of \$0.365 per unit, plus any arrearages in the payment of the minimum quarterly distribution on the common units from prior quarters, before any distributions of available cash from operating surplus may be made on the subordinated units. On January 23, 2017, upon our payment to unitholders of the quarterly distribution in respect of the fourth quarter of 2016, the conditions set forth in the Partnership Agreement for the conversion of the subordinated units were satisfied and the subordination period expired. At the expiration of the subordination period, the 14,985,000 subordinated units owned by the Sponsor converted into common units on a one-for-one basis.

### Incentive Distribution Rights

Incentive distribution rights represent the right to receive an increasing percentage of quarterly distributions of available cash from operating surplus after the minimum quarterly distribution and the target distribution levels have been achieved. Our General Partner currently holds the incentive distribution rights. The incentive distribution rights may be transferred separately from our general partner interest, subject to restrictions in the Partnership Agreement. Subsequent to December 31, 2016, the General Partner or any other holder of incentive distribution rights may transfer any or all of its incentive distribution rights without unitholder approval. Any transfer by our general partner of the incentive distribution rights would not change the percentage allocations of quarterly distributions with respect to such rights.

The following table illustrates the percentage allocations of the additional available cash from operating surplus among the unitholders, our General Partner and the holders of the incentive distribution rights up to the various target distribution levels. The amounts set forth under "Marginal Percentage Interest in Distributions" are the percentage interests of the unitholders, our General Partner and the holders of the incentive distribution rights in any available cash from operating surplus we distribute up to and including the corresponding amount in the column "Total Quarterly Distribution Target Amount," until available cash from operating surplus we distribute reaches the next target distribution level, if any. The percentage interests shown for the unitholders, our General Partner and the holders of the incentive distribution rights for the minimum quarterly distribution are also applicable to quarterly distribution amounts that are less than the minimum quarterly distribution. The percentage interests shown for our General Partner include its 0.1% General Partner interest only and assume that our General Partner has contributed any capital necessary to maintain its 0.1% General Partner interest.

	Marginal Percentage Interest in Distributions			
	Total Quarterly Distribution Target Amount	Unitholders	General Partner	Holders of IDRs
Minimum Quarterly Distribution	\$0.365	99.9%	0.1%	0.0%
First Target Distribution	up to \$0.420	99.9%	0.1%	0.0%
Second Target Distribution	above \$0.420 up to \$0.456	85.0%	0.1%	14.9%
Third Target Distribution	Above \$0.456 up to \$0.548	75.0%	0.1%	24.9%
Thereafter	above \$0.548	50.0%	0.1%	49.9%

### B. SIGNIFICANT CHANGES

Not applicable.

**ITEM 9. THE OFFER AND LISTING.**

**A. OFFER AND LISTING DETAILS**

Our common units started trading on NASDAQ under the symbol "DLNG" on November 13, 2013. On December 30, 2014, we voluntarily transferred the listing of our common units to the NYSE. Our common units continue to trade under the ticker symbol "DLNG."

Our Series A Preferred Units has been trading on the NYSE under the symbol "DLNG PR A" since July 14, 2015.

Our Series B Preferred Units has been trading on the NYSE under the symbol "DLNG PR B" since October 30, 2018.

**B. PLAN OF DISTRIBUTION**

Not applicable.

**C. MARKETS**

Please see "Item 9. The Offer and Listing – A. Offer and Listing Details."

**D. SELLING SHAREHOLDERS**

Not applicable.

**E. DILUTION**

Not applicable.

**F. EXPENSES OF THE ISSUE**

Not applicable.

**ITEM 10. ADDITIONAL INFORMATION**

**A. SHARE CAPITAL**

Not applicable.

**B. MEMORANDUM AND ARTICLES OF ASSOCIATION**

The information required to be disclosed under Item 10.B. is incorporated by reference to our Registration Statement on Form 8-A filed with the SEC on November 8, 2013 and our Registration Statement on Form 8-A filed with the SEC on July 23, 2015. As of the date of this Annual Report, we have a total of 35,490,000 common units issued and outstanding and no subordinated units issued or outstanding.

**C. MATERIAL CONTRACTS**

Attached as exhibits to this Annual Report are the contracts we consider to be both material and not entered into in the ordinary course of business. Descriptions are included within Item 5.B. with respect to our credit facilities, and Item 7.B. with respect to our related party transactions. Other than these contracts, we have no other material contracts, other than contracts entered into in the ordinary course of business, to which we are a party.

**D. EXCHANGE CONTROLS**

We are not aware of any governmental laws, decrees or regulations, including foreign exchange controls, in the Republic of The Marshall Islands that restrict the export or import of capital, or that affect the remittance of dividends or distributions, interest or other payments to non-resident holders of our securities.

We are not aware of any limitations on the right of non-resident or foreign owners to hold or vote our securities imposed by the laws of the Republic of The Marshall Islands or our Partnership Agreement.

**UNITED STATES TAX CONSIDERATIONS**

The following discussion is a summary of the material United States federal income tax considerations relevant to us and to a U.S. Holder and Non-U.S. Holder (each defined below) of our common units. This discussion is based on advice received by us from Seward & Kissel LLP, our United States counsel. This discussion does not purport to deal with the tax consequences of owning common units to all categories of investors, some of which (such as dealers in securities or currencies, investors whose functional currency is not the United States dollar, financial institutions, regulated investment companies, real estate investment trusts, tax-exempt organizations, insurance companies, persons holding our common units as part of a hedging, integrated, conversion or constructive sale transaction or a straddle, persons liable for alternative minimum tax, persons required to recognize income for U.S. federal income tax purposes no later than when such item of income is included on an "applicable financial statement," persons subject to the "base erosion and anti-avoidance" tax, and persons who are investors in pass-through entities) may be subject to special rules. This discussion only applies to unitholders who (i) own our common units as a capital asset and (ii) own less than 10% of our common units. Unitholders are encouraged to consult their own tax advisors with respect to the specific tax consequences to them of purchasing, holding or disposing of common units.

This discussion is based upon provisions of the Code, Treasury Regulations, and current administrative rulings and court decisions, all as in effect or existence on the date of this Annual Report and all of which are subject to change, possibly with retroactive effect. Changes in these authorities may cause the tax consequences of unit ownership to vary substantially from the consequences described below. Unless the context otherwise requires, references in this section to "we," "our" or "us" are references to Dynagas LNG Partners LP and its subsidiaries on a consolidated basis.

**Election to be Treated as a Corporation**

We have elected to be treated as a corporation for United States federal income tax purposes. As a result, we will be subject to United States federal income tax to the extent we earn income from United States sources or income that is treated as effectively connected with the conduct of a trade or business in the United States unless such income is exempt from tax under an applicable tax treaty or Section 883 of the Code. In addition, among other things, United States Holders (as defined below) will not directly be subject to United States federal income tax on our income, but rather will be subject to United States federal income tax on distributions received from us and on dispositions of units as described below.

**United States Federal Income Taxation of Our Partnership*****Taxation of Operating Income: In General***

Unless exempt from United States federal income taxation under the rules discussed below, a foreign corporation is subject to United States federal income taxation in respect of any income that is derived from the use of vessels, from the hiring or leasing of vessels for use on a time, voyage or bareboat charter basis, from the participation in a pool, partnership, strategic alliance, joint venture, code sharing arrangements or other joint venture it directly or indirectly owns or participates in that generates such income, or from the performance of services directly related to those uses, which we refer to as "shipping income," to the extent that the shipping income is derived from sources within the United States. For these purposes, 50% of shipping income that is attributable to transportation that begins or ends, but that does not both begin and end, in the United States constitutes income from sources within the United States, which we refer to as "U.S.-source shipping income."

Shipping income attributable to transportation that both begins and ends in the United States is considered to be 100% from sources within the United States. We are not permitted by law to engage in transportation that produces income which is considered to be 100% from sources within the United States.

Shipping income attributable to transportation exclusively between non-United States ports will be considered to be 100% derived from sources outside the United States. Shipping income derived from sources outside the United States will not be subject to any United States federal income tax.

In the absence of exemption from tax under Section 883, our gross U.S.-source shipping income would be subject to a 4% tax imposed without allowance for deductions as described below.

Under Section 883 of the Code, we will be exempt from United States federal income taxation on our U.S.-source shipping income if:

- we are organized in a foreign country (our "country of organization") that grants an "equivalent exemption" to corporations organized in the United States; and
- either
- more than 50% of the value of our units is owned, directly or indirectly, by individuals who are "residents" of our country of organization or of another foreign country that grants an "equivalent exemption" to corporations organized in the United States, which we refer to as the "50% Ownership Test," or
  - our units are "primarily and regularly traded on an established securities market" in our country of organization, in another country that grants an "equivalent exemption" to United States corporations, or in the United States, which we refer to as the "Publicly-Traded Test."

The Marshall Islands and Malta, the jurisdictions where we and our ship-owning subsidiaries are incorporated, grant an "equivalent exemption" to United States corporations. Therefore, we will be exempt from United States federal income taxation with respect to our U.S.-source shipping income if we satisfy either the 50% Ownership Test or the Publicly-Traded Test. It may be difficult for us to satisfy the 50% Ownership Test due to the widely-held ownership of our stock. Our ability to satisfy the Publicly-Traded Test is discussed below.

The regulations provide, in pertinent part, that stock of a foreign corporation will be considered to be "primarily traded" on an established securities market if the number of shares of each class of stock that are traded during any taxable year on all established securities markets in that country exceeds the number of shares in each such class that are traded during that year on established securities markets in any other single country. For the taxable year ended December 31, 2019, our common units were "primarily traded" on the NYSE.

Under the regulations, our units will be considered to be "regularly traded" on an established securities market if one or more classes of our units representing more than 50% or more of our outstanding units, by total combined voting power of all classes of units entitled to vote and total value, is listed on the market which we refer to as the listing threshold. Since our common units, which represent more than 50% of our outstanding units, were listed on the NYSE during 2019, we currently satisfy the listing requirement.

It is further required that with respect to each class of stock relied upon to meet the listing threshold (i) such class of the stock is traded on the market, other than in minimal quantities, on at least 60 days during the taxable year or 1/6 of the days in a short taxable year; and (ii) the aggregate number of shares of such class of stock traded on such market is at least 10% of the average number of shares of such class of stock outstanding during such year or as appropriately adjusted in the case of a short taxable year. We believe we satisfied the trading frequency and trading volume tests for the taxable year ended December 31, 2019. Even if this were not the case, the regulations provide that the trading frequency and trading volume tests will be deemed satisfied by a class of stock if, as we expect to be the case with our common units, such class of stock is traded on an established market in the United States and such class of stock is regularly quoted by dealers making a market in such stock (such as the NYSE).

Notwithstanding the foregoing, the regulations provide, in pertinent part, our common units will not be considered to be "regularly traded" on an established securities market for any taxable year in which 50% or more of our outstanding common units are owned, actually or constructively under specified attribution rules, on more than half the days during the taxable year by persons who each own 5% or more of the voting power and value of our common units, which we refer to as the "5 Percent Override Rule."

For purposes of being able to determine the persons who own 5% or more of our common units, or "5% Unitholders," the regulations permit us to rely on Schedule 13G and Schedule 13D filings with the SEC to identify persons who have a 5% or more beneficial interest in our common units. The regulations further provide that an investment company which is registered under the Investment Company Act of 1940, as amended, will not be treated as a 5% Unitholder for such purposes.

For more than half the days of our taxable year ended December 31, 2019, less than 50% of our common units were owned by 5% Unitholders. Therefore, we believe that we were not subject to the 5 Percent Override Rule for 2019. However, there is no assurance that we will continue to qualify for exemption under Section 883. For example, we could be subject to the 5% Override Rule if our 5% Unitholders were to own 50% or more of the common units. It is noted that holders of our common units are limited to owning 4.9% of the voting power of such common units. Assuming that such limitation is treated as effective for purposes of determining voting power under Section 883, our 5% Unitholders could not own 50% or more of our common units. If contrary to these expectations, our 5% Unitholders were to own 50% or more of the common units, then we would be subject to the 5% Override Rule unless it could establish that, among the common units owned by the 5% Unitholders, sufficient common units were owned by qualified unitholders to preclude non-qualified unitholders from owning 50 percent or more of our common units for more than half the number of days during the taxable year. These requirements are onerous and there is no assurance that we will be able to satisfy them.

Based on the foregoing, we believe that we satisfied the Publicly Traded Test for our taxable year ended December 31, 2019.

### ***Taxation In Absence of Exemption***

To the extent the benefits of Section 883 are unavailable, our U.S.-source shipping income, to the extent not considered to be "effectively connected" with the conduct of a United States trade or business, as described below, would be subject to a 4% tax imposed by Section 887 of the Code on a gross basis, without the benefit of deductions. Since under the sourcing rules described above, no more than 50% of our shipping income would be treated as being derived from United States sources, the maximum effective rate of United States federal income tax on our shipping income would never exceed 2% under the 4% gross basis tax regime.

To the extent the benefits of the Section 883 exemption are unavailable and our U.S.-source shipping income is considered to be "effectively connected" with the conduct of a United States trade or business, as described below, any such "effectively connected" U.S.-source shipping income, net of applicable deductions, would be subject to the United States federal corporate income tax currently imposed at a rate of 21%. In addition, we may be subject to the 30% branch profits tax on earnings effectively connected with the conduct of such trade or business, as determined after allowance for certain adjustments, and on certain interest paid or deemed paid attributable to the conduct of its United States trade or business.

Our U.S.-source shipping income would be considered "effectively connected" with the conduct of a U.S. trade or business only if:

- we have, or are considered to have, a fixed place of business in the United States involved in the earning of shipping income; and
- substantially all of our U.S.-source shipping income is attributable to regularly scheduled transportation, such as the operation of a vessel that follows a published schedule with repeated sailings at regular intervals between the same points for voyages that begin or end in the United States.

We do not intend to have, or permit circumstances that would result in having any vessel operating to the United States on a regularly scheduled basis. Based on the foregoing and on the expected mode of our shipping operations and other activities, we believe that none of our U.S.-source shipping income will be "effectively connected" with the conduct of a United States trade or business.

### ***United States Taxation of Gain on Sale of Vessels***

Regardless of whether we qualify for exemption under Section 883, we will not be subject to United States federal income taxation with respect to gain realized on a sale of a vessel, provided the sale is considered to occur outside of the United States under United States federal income tax principles. In general, a sale of a vessel will be considered to occur outside of the United States for this purpose if title to the vessel, and risk of loss with respect to the vessel, pass to the buyer outside of the United States. It is expected that any sale of a vessel by us will be considered to occur outside of the United States.

### **U.S. Federal Income Taxation of U.S. Holders**

As used herein, the term "U.S. Holder" means a beneficial owner of our common units that owns (actually or constructively) less than 10% of our equity and that is:

- an individual citizen or resident of the United States (as determined for United States federal income tax purposes),
- a corporation (or other entity that is classified as a corporation for United States federal income tax purposes) organized under the laws of the United States or any of its political subdivisions),
- an estate the income of which is subject to United States federal income taxation regardless of its source, or
- a trust if (i) a court within the United States is able to exercise primary jurisdiction over the administration of the trust and one or more United States persons have the authority to control all substantial decisions of the trust or (ii) the trust has a valid election in effect to be treated as a United States person for United States federal income tax purposes.

## Distributions

Subject to the discussion below of the rules applicable to PFICs, any distributions to a U.S. Holder made by us with respect to our common units generally will constitute dividends, which may be taxable as ordinary income or "qualified dividend income" as described in more detail below, to the extent of our current and accumulated earnings and profits, as determined under United States federal income tax principles. Distributions in excess of our earnings and profits will be treated first as a nontaxable return of capital to the extent of the U.S. Holder's tax basis in its common units and thereafter as capital gain. U.S. Holders that are corporations generally will not be entitled to claim a dividends received deduction with respect to distributions they receive from us because we are not a United States corporation. Dividends received with respect to our common units generally will be treated as "passive category income" for purposes of computing allowable foreign tax credits for United States federal income tax purposes.

Dividends received with respect to our common units by a U.S. Holder that is an individual, trust or estate (or a U.S. Individual Holder) generally will be treated as "qualified dividend income" which are taxable to such U.S. Individual Holder at preferential long-term capital gains tax rates provided that: (i) our common units are readily tradable on an established securities market in the United States (such as the NYSE on which our common units are traded); (ii) we are not a PFIC for the taxable year during which the dividend is paid or the immediately preceding taxable year (which we do not believe we are, have been or will be, as discussed below under "—PFIC Status and Significant Tax Consequences"); (iii) the U.S. Individual Holder has owned the common units for more than 60 days during the 121-day period beginning 60 days before the date on which the common units become ex-dividend (and has not entered into certain risk limiting transactions with respect to such common units); and (iv) the U.S. Individual Holder is not under an obligation to make related payments with respect to positions in substantially similar or related property. There is no assurance that any dividends paid on our common units will be eligible for these preferential rates in the hands of a U.S. Individual Holder, and any dividends paid on our common units that are not eligible for these preferential rates will be taxed as ordinary income to a U.S. Individual Holder.

Special rules may apply to any amounts received in respect of our common units that are treated as "extraordinary dividends." In general, an extraordinary dividend is a dividend with respect to a common unit that is equal to or in excess of 10% of a unitholder's adjusted tax basis (or fair market value upon the unitholder's election) in such common unit. In addition, extraordinary dividends include dividends received within a one year period that, in the aggregate, equal or exceed 20% of a unitholder's adjusted tax basis (or fair market value). If we pay an "extraordinary dividend" on our common units that is treated as "qualified dividend income," then any loss recognized by a U.S. Individual Holder from the sale or exchange of such common units will be treated as long-term capital loss to the extent of the amount of such dividend.

## Sale, Exchange or Other Disposition of Common Units

Subject to the discussion of PFIC status below, a U.S. Holder generally will recognize capital gain or loss upon a sale, exchange or other disposition of our units in an amount equal to the difference between the amount realized by the U.S. Holder from such sale, exchange or other disposition and the U.S. Holder's adjusted tax basis in such units. The U.S. Holder's initial tax basis in its units generally will be the U.S. Holder's purchase price for the units and that tax basis will be reduced (but not below zero) by the amount of any distributions on the units that are treated as non-taxable returns of capital (as discussed above under "Distributions" and "Ratio of Dividend Income to Distributions"). Such gain or loss will be treated as long-term capital gain or loss if the U.S. Holder's holding period is greater than one year at the time of the sale, exchange or other disposition. Certain U.S. Holders (including individuals) may be eligible for preferential rates of United States federal income tax in respect of long-term capital gains. A U.S. Holder's ability to deduct capital losses is subject to limitations. Such capital gain or loss generally will be treated as United States source income or loss, as applicable, for United States foreign tax credit purposes.

## PFIC Status and Significant Tax Consequences

Adverse United States federal income tax rules apply to a U.S. Holder that owns an equity interest in a non-United States corporation that is classified as a PFIC for U.S. federal income tax purposes. In general, we will be treated as a PFIC with respect to a U.S. Holder if, for any taxable year in which the holder held our units, either:

- at least 75% of our gross income (including the gross income of our vessel-owning subsidiaries) for such taxable year consists of passive income (e.g., dividends, interest, capital gains and rents derived other than in the active conduct of a rental business); or
- at least 50% of the average value of the assets held by us (including the assets of our vessel-owning subsidiaries) during such taxable year produce, or are held for the production of, passive income.



For purposes of determining whether we are a PFIC, we will be treated as earning and owning our proportionate share of the income and assets, respectively, of any of our subsidiary corporations in which we own at least 25% of the value of the subsidiary's stock. Income earned, or deemed earned, by us in connection with the performance of services would not constitute passive income. By contrast, rental income would generally constitute "passive income" unless we were treated under specific rules as deriving our rental income in the active conduct of a trade or business.

Based on our current and projected methods of operation, and an opinion of our United States counsel, we do not believe that we are, nor do we expect to become, a PFIC with respect to any taxable year. We have received an opinion of our United States counsel, Seward & Kissel LLP, in support of this position that concludes that the income our subsidiaries earn from certain of our present time-chartering activities should not constitute passive income for purposes of determining whether we are a PFIC. In addition, we have represented to our United States counsel that we expect that more than 25% of our gross income for our current taxable year and each future year will arise from such time-chartering activities on other income which does not constitute passive income, and more than 50% of the average value of our assets for each such year will be held for the production of such nonpassive income. Assuming the composition of our income and assets is consistent with these expectations, and assuming the accuracy of other representations we have made to our United States counsel for purposes of their opinion, our United States counsel is of the opinion that we should not be a PFIC for our current taxable year or any future year, assuming that our future income and assets would not cause us to run afoul of the income or assets tests for PFIC determination purposes. We believe there is substantial legal authority supporting our position consisting of case law and IRS pronouncements concerning the characterization of income derived from time charters and voyage charters as services income for other tax purposes. However, it should be noted that there is also authority concluding that income derived from time charters should be treated as rental income rather than services income for other tax purposes. Therefore, in the absence of any legal authority specifically relating to the statutory provisions governing PFICs, our United States counsel has advised us that the conclusions reached are not free from doubt, and the IRS or a court could disagree with our position and the opinion of our United States counsel. In addition, although we intend to conduct our affairs in a manner to avoid being classified as a PFIC with respect to any taxable year, we cannot assure you that the nature of our operations will not change in the future.

As discussed more fully below, if we were to be treated as a PFIC for any taxable year, a U.S. Holder would be subject to different taxation rules depending on whether the U.S. Holder makes an election to treat us as a "Qualified Electing Fund," which we refer to as a "QEF election." As an alternative to making a QEF election, a U.S. Holder should be able to make a "mark-to-market" election with respect to our common units, as discussed below. If we are a PFIC, a U.S. Holder will be subject to the PFIC rules described herein with respect to any of our subsidiaries that are PFICs. However, the mark-to-market election discussed below will likely not be available with respect to shares of such PFIC subsidiaries. In addition, if a U.S. Holder owns our common units during any taxable year that we are a PFIC, such U.S. Holder must file IRS Form 8621.

#### **Taxation of U.S. Holders Making a Timely QEF Election**

If a U.S. Holder makes a timely QEF election (or an Electing Holder), then, for United States federal income tax purposes, that holder must report as income for its taxable year its pro rata share of our ordinary earnings and net capital gain, if any, for our taxable years that end with or within the taxable year for which that holder is reporting, regardless of whether or not the Electing Holder received distributions from us in that year. The Electing Holder's adjusted tax basis in the common units will be increased to reflect taxed but undistributed earnings and profits. Distributions of earnings and profits that were previously taxed will result in a corresponding reduction in the Electing Holder's adjusted tax basis in common units and will not be taxed again once distributed. An Electing Holder generally will recognize capital gain or loss on the sale, exchange or other disposition of our common units. A U.S. Holder makes a QEF election with respect to any year that we are a PFIC by filing IRS Form 8621 with its United States federal income tax return. If, contrary to our expectations, we determine that we are treated as a PFIC for any taxable year, we will provide each U.S. Holder with the information necessary to make the QEF election described above.

#### **Taxation of U.S. Holders Making a "Mark-to-Market" Election**

If we were to be treated as a PFIC for any taxable year and, as we anticipate, our units were treated as "marketable stock," then, as an alternative to making a QEF election, a U.S. Holder would be allowed to make a "mark-to-market" election with respect to our common units, provided the U.S. Holder completes and files IRS Form 8621 in accordance with the relevant instructions and related Treasury Regulations. If that election is made, the U.S. Holder generally would include as ordinary income in each taxable year the excess, if any, of the fair market value of the U.S. Holder's common units at the end of the taxable year over the holder's adjusted tax basis in the common units. The U.S. Holder also would be permitted an ordinary loss in respect of the excess, if any, of the U.S. Holder's adjusted tax basis in the common units over the fair market value thereof at the end of the taxable year, but only to the extent of the net amount previously included in income as a result of the mark-to-market election. A U.S. Holder's tax basis in its common units would be adjusted to reflect any such income or loss recognized. Gain recognized on the sale, exchange or other disposition of our common units would be treated as ordinary income, and any loss recognized on the sale, exchange or other disposition of the common units would be treated as ordinary loss to the extent that such loss does not exceed the net mark-to-market gains previously included in income by the U.S. Holder. Because the mark-to-market election only applies to marketable stock, however, it would not apply to a U.S. Holder's indirect interest in any of our subsidiaries that were determined to be PFICs.

## **Taxation of U.S. Holders Not Making a Timely QEF or Mark-to-Market Election**

If we were to be treated as a PFIC for any taxable year, a U.S. Holder that does not make either a QEF election or a "mark-to-market" election for that year (or a Non-Electing Holder) would be subject to special rules resulting in increased tax liability with respect to (1) any excess distribution (i.e., the portion of any distributions received by the Non-Electing Holder on our common units in a taxable year in excess of 125% of the average annual distributions received by the Non-Electing Holder in the three preceding taxable years, or, if shorter, the Non-Electing Holder's holding period for the common units), and (2) any gain realized on the sale, exchange or other disposition of the units. Under these special rules:

- the excess distribution or gain would be allocated ratably over the Non-Electing Holder's aggregate holding period for the common units;
- the amount allocated to the current taxable year and any taxable year prior to the taxable year we were first treated as a PFIC with respect to the Non-Electing Holder would be taxed as ordinary income; and
- the amount allocated to each of the other taxable years would be subject to tax at the highest rate of tax in effect for the applicable class of taxpayers for that year, and an interest charge for the deemed deferral benefit would be imposed with respect to the resulting tax attributable to each such other taxable year.

## **United States Federal Income Taxation of Non-U.S. Holders**

A beneficial owner of our common units (other than a partnership or an entity or arrangement treated as a partnership for United States federal income tax purposes) that is not a U.S. Holder is referred to as a Non-U.S. Holder. If you are a partner in a partnership (or an entity or arrangement treated as a partnership for United States federal income tax purposes) holding our common units, should consult your own tax advisor regarding the tax consequences to you of the partnership's ownership of our common units.

### **Distributions**

Distributions we pay to a Non-U.S. Holder will not be subject to United States federal income tax or withholding tax if the Non-U.S. Holder is not engaged in a United States trade or business. If the Non-U.S. Holder is engaged in a United States trade or business, our distributions will be subject to United States federal income tax to the extent they constitute income effectively connected with the Non-U.S. Holder's United States trade or business. However, distributions paid to a Non-U.S. Holder that is engaged in a trade or business may be exempt from taxation under an income tax treaty if the income arising from the distribution is not attributable to a United States permanent establishment maintained by the Non-U.S. Holder.

### **Disposition of Units**

In general, a Non-U.S. Holder is not subject to United States federal income tax or withholding tax on any gain resulting from the disposition of our common units provided the Non-U.S. Holder is not engaged in a United States trade or business. A Non-U.S. Holder that is engaged in a United States trade or business will be subject to United States federal income tax in the event the gain from the disposition of units is effectively connected with the conduct of such United States trade or business (provided, in the case of a Non-U.S. Holder entitled to the benefits of an income tax treaty with the United States, such gain also is attributable to a U.S. permanent establishment). However, even if not engaged in a United States trade or business, individual Non-U.S. Holders may be subject to tax on gain resulting from the disposition of our common units if they are present in the United States for 183 days or more during the taxable year in which those units are disposed and meet certain other requirements.

### **Backup Withholding and Information Reporting**

In general, payments to a non-corporate U.S. Holder of distributions or the proceeds of a disposition of common units will be subject to information reporting. These payments to a non-corporate U.S. Holder also may be subject to backup withholding if the non-corporate U.S. Holder:

- fails to provide an accurate taxpayer identification number;
- is notified by the IRS that it has failed to report all interest or corporate distributions required to be reported on its U.S. federal income tax returns; or
- in certain circumstances, fails to comply with applicable certification requirements.

Non-U.S. Holders may be required to establish their exemption from information reporting and backup withholding by certifying their status on and appropriate IRS Form W-8.

Backup withholding is not an additional tax. Rather, a unitholder generally may obtain a credit for any amount withheld against its liability for United States federal income tax (and obtain a refund of any amounts withheld in excess of such liability) by timely filing a United States federal income tax return with the IRS.

Individuals who are U.S. Holders (and to the extent specified in applicable Treasury regulations, certain individuals who are Non-U.S. Holders and certain United States entities) who hold "specified foreign financial assets" (as defined in Section 6038D of the Code) are required to file IRS Form 8938 with information relating to the asset for each taxable year in which the aggregate value of all such assets exceeds \$75,000 at any time during the taxable year or \$50,000 on the last day of the taxable year (or such higher dollar amount as prescribed by applicable Treasury regulations). Specified foreign financial assets would include, among other assets, our common units, unless the shares held through an account maintained with a United States financial institution. Substantial penalties apply to any failure to timely file IRS Form 8938, unless the failure is shown to be due to reasonable cause and not due to willful neglect. Additionally, in the event an individual U.S. Holder (and to the extent specified in applicable Treasury regulations, an individual Non-U.S. Holder or a United States entity) that is required to file IRS Form 8938 does not file such form, the statute of limitations on the assessment and collection of United States federal income taxes of such holder for the related tax year may not close until three years after the date that the required information is filed. U.S. Holders (including U.S. entities) and Non-U.S. Holders are encouraged consult their own tax advisors regarding their reporting obligations under this legislation.

## **NON-UNITED STATES TAX CONSIDERATIONS**

### **Marshall Islands Tax Consequences**

The following discussion is based upon the opinion of Seward & Kissel LLP, our counsel as to matters of the laws of the Republic of the Marshall Islands, and the current laws of the Republic of the Marshall Islands applicable to persons who do not reside in, maintain offices in or engage in business in the Republic of the Marshall Islands.

Because we and our subsidiaries do not and do not expect to conduct business or operations in the Republic of the Marshall Islands, under current Marshall Islands law you will not be subject to Marshall Islands taxation or withholding on distributions, including upon distribution treated as a return of capital, we make to you as a unitholder. In addition, you will not be subject to Marshall Islands stamp, capital gains or other taxes on the purchase, ownership or disposition of common units, and you will not be required by the Republic of the Marshall Islands to file a tax return relating to your ownership of common units.

EACH PROSPECTIVE UNITHOLDER IS URGED TO CONSULT HIS OWN TAX COUNSEL OR OTHER ADVISOR WITH REGARD TO THE LEGAL AND TAX CONSEQUENCES OF UNIT OWNERSHIP UNDER THEIR PARTICULAR CIRCUMSTANCES.

### **F. DIVIDENDS AND PAYING AGENTS**

Not applicable.

### **G. STATEMENTS BY EXPERTS**

Not applicable.

### **H. DOCUMENTS ON DISPLAY**

Documents concerning us that are referred to herein may be inspected at our principal executive headquarters at Poseidonos Avenue and Foivis 2 Street 166 74 Glyfada, Athens, Greece. Those documents electronically filed via the SEC's Electronic Data Gathering, Analysis, and Retrieval (or EDGAR) system may also be obtained from the SEC's website at [www.sec.gov](http://www.sec.gov), free of charge, or from the SEC's Public Reference Section at 100 F Street, NE, Washington, D.C. 20549, at prescribed rates. Further information on the operation of the SEC public reference rooms may be obtained by calling the SEC at 1-800-SEC-0330.

### **I. SUBSIDIARY INFORMATION**

Not applicable.

We are exposed to various market risks, including foreign currency fluctuations, changes in interest rates and credit risk. Our policy is to hedge our exposure to these risks where possible, within boundaries deemed appropriate by management. We accomplish this by entering into appropriate derivative instruments and contracts to maintain the desired level of risk exposure.

Our activities expose us primarily to the financial risks of changes in foreign currency exchange rates and interest rates as described below.

### Interest Rate Risk

The international shipping industry is capital intensive, requiring significant amounts of investment provided in the form of long-term debt. A significant portion of our debt contains floating interest rates that fluctuate with changes in the financial markets and in particular changes in LIBOR. Increasing interest rates could increase our interest expense and adversely impact our future earnings. In the past we have managed this risk by entering into interest rate swap agreements in which we exchanged fixed and variable interest rates based on agreed upon notional amounts. We have used such derivative financial instruments as risk management tools and not for speculative or trading purposes. In addition, the counterparties to our derivative financial instruments have been major financial institutions, which helped us to manage our exposure to nonperformance of our counterparties under our debt agreements. We have not entered into any derivative instruments such as interest rate swaps since our IPO. As of December 31, 2019, our net effective exposure to floating interest rate fluctuations on our outstanding debt was \$663.0 million.

Our interest expense is affected by changes in the general level of interest rates, particularly LIBOR. As an indication of the extent of our sensitivity to interest rate changes, an increase in LIBOR of 1% would have decreased our net income during the years ended December 31, 2019 and 2018 by approximately \$5.3 million and \$4.8 million respectively, based upon our floating interest bearing debt level during 2019 and 2018. We expect our sensitivity to interest rate changes to increase in the future if we enter into additional debt agreements in connection with our potential acquisition of the Optional Vessels or other vessels from affiliated or unaffiliated third-parties. For further information on the risks associated with our business, please see "Item 3. Key Information—D. Risk Factors" for a discussion on the risks associated with LIBOR, among others.

### Inflation and Cost Increases

Although inflation has had a moderate impact on operating expenses, interest costs, dry-docking expenses and overhead, we do not expect inflation to have a significant impact on direct costs in the current and foreseeable economic environment other than potentially in relation to insurance costs and crew costs. LNG transportation is a specialized area and the number of vessels has increased rapidly. Therefore, there has been an increased demand for qualified crews, which has, and may continue to, put inflationary pressure on crew costs.

### Foreign Currency Exchange Risk

We generate all of our revenue in U.S. dollars, and the majority of our expenses are denominated in U.S. dollars. However, a portion of our vessel operating, voyage and the majority of our dry-docking related expenses, primarily vessel repairs and spares, consumable stores, port expenses and the majority of our administrative expenses, are denominated in currencies other than the U.S. dollar. For the year ended December 31, 2019, we incurred approximately 26% of our operating expenses and 32% of our general and administrative expenses in currencies other than the U.S. dollar compared to 37.1% of our operating expenses (including class survey costs) and 41% of our general and administrative expenses for the year ended December 31, 2018. For accounting purposes, expenses incurred in currencies other than the U.S. dollar are converted into U.S. dollars at the exchange rate prevailing on the date of each transaction. Because a significant portion of our expenses are incurred in currencies other than the U.S. dollar, our expenses may from time to time increase relative to our revenues as a result of fluctuations in exchange rates, which could affect the amount of net income that we report in future periods. As of December 31, 2019 and 2018, the net effect of a 1% adverse movement in U.S. dollar exchange rates would not have a material effect on our net income.

We do not currently hedge fluctuations in currency exchange rates, but our management monitors exchange rate fluctuations on a continuous basis. We may seek to hedge this currency fluctuation risk in the future.

## Concentration of Credit Risk

The market for our services is the seaborne transportation of LNG, and the charterers consist primarily of major gas companies, oil and gas traders and independent and government-owned gas producers. For the years ended December 31, 2019, 2018 and 2017, four, five and four charterers, respectively, individually accounted for all of our revenues:

Charterer	2019	2018	2017
Gazprom	47%	69%	72%
Yamal	31%	8%	-
Equinor (formerly, Statoil)	16%	18%	19%
Major energy company	6%	2%	-
PetroChina	-	3%	3%
Shell	-	-	6%
Total	100%	100%	100%

Ongoing credit evaluations of our charterers are performed and we generally do not require collateral in our business agreements. Typically, under our time charters, the customer pays for the month's charter on the first day of each month, which reduces our level of credit risk. Provisions for potential credit losses are maintained as necessary.

We have bank deposits that expose us to credit risk arising from possible default by the counterparty. We manage the risk by using credit-worthy financial institutions. For further information on the risks associated with our business, please see "Item 3. Key Information—D. Risk Factors" for a discussion on our credit risks, among others.

## ITEM 12. DESCRIPTION OF SECURITIES OTHER THAN EQUITY SECURITIES

Not applicable.

## PART II

## ITEM 13. DEFAULTS, DIVIDEND ARREARAGES AND DELINQUENCIES

None.

## ITEM 14. MATERIAL MODIFICATIONS TO THE RIGHTS OF SECURITY HOLDERS AND USE OF PROCEEDS

None.

## ITEM 15. CONTROLS AND PROCEDURES

### A. Disclosure Controls and Procedures

Management assessed the effectiveness of the design and operation of our disclosure controls and procedures pursuant to Rule 13a-15(e) of the Securities Exchange Act of 1934, as amended, which we refer to as the Exchange Act, as of the end of the period covered by this Annual Report on Form 20-F, which we refer to as the evaluation date. Disclosure controls and procedures are defined under SEC rules as controls and other procedures that are designed to ensure that information required to be disclosed by a company in the reports that it files or submits under the Securities Exchange Act of 1934 is recorded, processed, summarized and reported within required time periods. Disclosure controls and procedures include controls and procedures designed to ensure that information is accumulated and communicated to the issuer's management, including its principal executive and principal financial officers, or persons performing similar functions, as appropriate to allow timely decisions regarding required disclosures.

There are inherent limitations to the effectiveness of any system of disclosure controls and procedures, including the possibility of human error and the circumvention or overriding of the controls and procedures. Accordingly, even effective disclosure controls and procedures can only provide reasonable assurance of achieving their control objectives.

Based upon that evaluation, the Principal Executive Officer and Principal Financial Officer concluded that the Partnership's disclosure controls and procedures are effective as of the evaluation date.

## **B. Management's Annual Report on Internal Control over Financial Reporting**

Our management is responsible for establishing and maintaining adequate internal control over financial reporting as defined in Rules 13a-15(f) promulgated under the Exchange Act.

Internal control over financial reporting is defined in Rule 13a-15(f) or 15d-15(f) promulgated under the Exchange Act as a process designed by, or under the supervision of, the Partnership's principal executive and principal financial officer and effected by the Partnership's board of directors, management and other personnel, to provide reasonable assurance regarding the reliability of financial reporting and the preparation of financial statements for external purposes in accordance with generally accepted accounting principles and includes those policies and procedures that:

- Pertain to the maintenance of records that, in reasonable detail, accurately and fairly reflect the transactions and dispositions of the assets of the Partnership;
- Provide reasonable assurance that transactions are recorded as necessary to permit preparation of financial statements in accordance with generally accepted accounting principles, and that our receipts and expenditures are being made only in accordance with authorizations of Partnership's management and directors; and
- Provide reasonable assurance regarding prevention or timely detection of unauthorized acquisition, use or disposition of our assets that could have a material effect on the financial statements.

Because of its inherent limitations, internal control over financial reporting may not prevent or detect misstatements. Also, projections of any evaluation of effectiveness to future periods are subject to the risk that controls may become inadequate because of changes in conditions, or that the degree or compliance with the policies or procedures may deteriorate.

Management conducted the evaluation of the effectiveness of the internal controls over financial reporting using the control criteria framework issued by the Committee of Sponsoring Organizations of the Treadway Commission, or COSO, published in its report entitled Internal Control-Integrated Framework (2013).

Our management with the participation of our Principal Executive Officer and Principal Financial Officer assessed the effectiveness of the design and operation of the Partnership's internal controls over financial reporting pursuant to Rule 13a-15 of the Exchange Act as of December 31, 2019. Based upon that evaluation, management, including the Principal Executive Officer and Principal Financial Officer, concluded that the Partnership's internal controls over financial reporting are effective as of December 31, 2019.

## **C. Attestation Report of the Registered Public Accounting Firm**

This annual report does not include an attestation report of the Partnership's registered public accounting firm because as a non-accelerated filer, we are exempt from this requirement.

## **D. Changes in Internal Control Over Financial Reporting**

There were no changes in our internal controls over financial reporting that occurred during the period covered by this Annual Report that have materially affected, or are reasonably likely to materially affect, the Partnership's internal control over financial reporting.

**ITEM 16.** [RESERVED]

**ITEM 16A.** AUDIT COMMITTEE FINANCIAL EXPERT

Our Board of Directors has determined that Alexios Rodopoulos qualifies as an audit committee financial expert and is independent under applicable NYSE and SEC standards.

**ITEM 16B.** CODE OF ETHICS

We have adopted the Dynagas LNG Partners LP Corporate Code of Business Ethics and Conduct that applies to all of our employees and our officers and directors. This document is available under the "Corporate Governance" tab in the "Company" section of our website ([www.dynagaspartners.com](http://www.dynagaspartners.com)). We intend to disclose, under this tab of our website, any waivers to or amendments of the Dynagas LNG Partners LP Corporate Code of Business Ethics and Conduct for the benefit of any of our directors and executive officers. The information contained on our website does not form a part of and is not incorporated into this Annual Report.

Unitholders may also request a copy of our Corporate Code of Business Ethics and Conduct at no cost by writing or telephoning us at: Poseidonos Avenue and Foivis 2 Street 166 74 Glyfada, Athens, Greece, Tel: +302108917960.

**ITEM 16C. PRINCIPAL ACCOUNTANT FEES AND SERVICES**

Our principal accountant for the years ended December 31, 2019, 2018 and 2017 was Ernst & Young (Hellas) Certified Auditors Accountants S.A.

**Fees Incurred by the Partnership for Ernst & Young (Hellas) Certified Auditors Accountants S.A.'s Services**

In 2019 and 2018, the fees rendered by the auditors were as follows:

	2019	2018
Audit Fees	€ 162,750	€ 251,250
Audit-Related Fees	-	-
Tax Fees	€ -	€ 8,100
All Other Fees	-	-
	<u>€ 162,750</u>	<u>€ 259,350</u>

**Audit Fees**

Audit fees for 2019 and 2018 include fees related to (i) the integrated audit of the consolidated financial statements of the Partnership, (ii) the review of the quarterly financial information, and (iii) services in connection with the registration statements and related consents and comfort letters and any other audit services required for SEC or other regulatory filings by the Partnership or its subsidiaries.

**Audit-Related Fees**

None.

**Tax Fees**

No tax fees were billed during the year ended December 31, 2019 compared to \$9,250 (€8,100) tax fees paid during the year ended December 31, 2018

The audit committee has the authority to pre-approve permissible audit-related and non-audit services not prohibited by law to be performed by our independent auditors and associated fees. Engagements for proposed services either may be separately pre-approved by the audit committee or entered into pursuant to detailed pre-approval policies and procedures established by the audit committee, as long as the audit committee is informed on a timely basis of any engagement entered into on that basis. The audit committee separately pre-approved all engagements and fees paid to our principal accountant in 2018

**ITEM 16D. EXEMPTIONS FROM THE LISTING STANDARDS FOR AUDIT COMMITTEES**

Not applicable.

**ITEM 16E. PURCHASES OF EQUITY SECURITIES BY THE ISSUER AND AFFILIATED PURCHASERS**

Not applicable.

**ITEM 16F. CHANGE IN REGISTRANTS' CERTIFYING ACCOUNTANT**

Not applicable.

**ITEM 16G. CORPORATE GOVERNANCE**

Pursuant to an exception under the NYSE listing standards available to foreign private issuers, we are not required to comply with all of the corporate governance practices followed by U.S. companies under the NYSE listing standards, which are available at [www.nyse.com](http://www.nyse.com). Pursuant to Section 303.A.11 of the NYSE Listed Company Manual, we are required to list the significant differences between our corporate governance practices and the NYSE standards applicable to listed U.S. companies. Set forth below is a list of those differences:

- *Executive Sessions.* The NYSE requires that non-management directors meet regularly in executive sessions without management. The NYSE also requires that all independent directors meet in an executive session at least once a year. As permitted under Marshall Islands law and our Partnership Agreement, our non-management directors do not regularly hold executive sessions without management and we do not expect them to do so in the future.

- *Nominating/Corporate Governance Committee.* The NYSE requires that a listed U.S. company have a nominating/corporate governance committee of independent directors and a committee charter specifying the purpose, duties and evaluation procedures of the committee. As permitted under Marshall Islands law and our Partnership Agreement, we do not currently have a nominating or corporate governance committee.
- *Audit Committee.* The NYSE requires, among other things, that a listed U.S. company have an audit committee with a minimum of three members, all of whom are independent. As permitted by Rule 10A-3 under the Exchange Act, our audit committee consists of two independent members of our Board, Alexios Rodopoulos and Evangelos Vlahoulis.
- *Corporate Governance Guidelines.* The NYSE requires that a listed U.S. Company adopt and disclose corporate governance guidelines. The guidelines must address, among other things: director qualification standards, director responsibilities, director access to management and independent advisers, director compensation, director orientation and continuing education, management succession and an annual performance evaluation. We are not required to adopt such guidelines under Marshall Islands law or our Partnership Agreement and we have not adopted such guidelines.
- *Unitholder Approval of the Issuance of Certain Securities, including Equity Compensation Plans.* The NYSE requires that unitholders be given the opportunity to vote on certain security issuances, including security issuances above certain thresholds and all equity-compensation plans and material revisions thereto, with limited exemptions for employment inducement awards, certain grants, plans and amendments in the context of mergers and acquisitions, and certain specific types of plans. As permitted under Marshall Islands law and our Partnership Agreement, we do not require unitholder approval on security issuances, including security issuances that are senior to our common units, and equity-compensation plans and any material revisions thereto.
- *Proxies.* As a foreign private issuer, we are not required to solicit proxies or provide proxy statements to the NYSE pursuant to the NYSE corporate governance rules or Marshall Islands law. Consistent with Marshall Islands law and as provided in our Partnership Agreement, we will notify our unitholders of meetings between 10 and 60 days before the meeting. This notification will contain, among other things, information regarding business to be transacted at the meeting. In addition, our Partnership Agreement provides that any unitholder or group of unitholders that beneficially own 15% or more of our outstanding common units are entitled to nominate directors for election at an annual meeting if written notice is given to the Board of Directors not more than 120 days and not less than 90 days prior to the date of the annual meeting.

Other than as noted above, we are in compliance with all NYSE corporate governance standards applicable to U.S. domestic issuers. We believe that our established corporate governance practices satisfy the NYSE's listing standards.

**ITEM 16H. MINE SAFETY DISCLOSURE**

Not applicable.

**PART III**

**ITEM 17. FINANCIAL STATEMENTS**

See Item 18.

**ITEM 18. FINANCIAL STATEMENTS**

The following financial statements, together with the related report of Ernst & Young (Hellas) Certified Auditors Accountants S.A., Independent Registered Public Accounting Firm thereon, are filed as part of this Annual Report appearing on pages F-1 through F-28.



The following exhibits are filed as part of this Annual Report:

Exhibit Number	Description
1.1	<a href="#">Certificate of Limited Partnership of Dynagas LNG Partners LP<sup>(1)</sup></a>
1.2	<a href="#">Fourth Amended and Restated Agreement of Limited Partnership of Dynagas LNG Partners LP<sup>(3)</sup></a>
1.3	<a href="#">Certificate of Formation of Dynagas GP LLC<sup>(1)</sup></a>
1.4	<a href="#">Limited Liability Company Agreement of Dynagas GP LLC<sup>(1)</sup></a>
1.5	<a href="#">Certificate of Limited Partnership of Dynagas Operating LP<sup>(1)</sup></a>
1.6	<a href="#">Limited Partnership Agreement of Dynagas Operating LP<sup>(1)</sup></a>
1.7	<a href="#">Certificate of Formation of Dynagas Operating GP LLC<sup>(1)</sup></a>
1.8	<a href="#">Limited Liability Company Agreement of Dynagas Operating GP LLC<sup>(1)</sup></a>
2.1	<a href="#">Description of Securities</a>
4.1	<a href="#">Form of Vessel Management Agreement<sup>(5)</sup></a>
4.2	<a href="#">First Amended and Restated Omnibus Agreement, dated April 12, 2016<sup>(5)</sup></a>
4.3	<a href="#">\$30 Million Revolving Credit Facility with Dynagas Holding Ltd.</a>
4.4	<a href="#">Executive Services Agreement<sup>(2)</sup></a>
4.5	<a href="#">Administrative Services Agreement<sup>(4)</sup></a>
4.6	<a href="#">\$675 Million Credit Facility, dated September 18, 2019.</a>
8.1	<a href="#">Subsidiaries of Dynagas LNG Partners LP</a>
12.1	<a href="#">Rule 13a-14(a)/15d-14(a) Certification of Dynagas LNG Partners LP Principal Executive Officer</a>
12.2	<a href="#">Rule 13a-14(a)/15d-14(a) Certification of Dynagas LNG Partners LP Principal Financial and Accounting Officer</a>
13.1	<a href="#">Certification under Section 906 of the Sarbanes-Oxley Act of 2002 of the Principal Executive Officer</a>
13.2	<a href="#">Certification under Section 906 of the Sarbanes-Oxley Act of 2002 of the Principal Financial and Accounting Officer</a>
15.1	<a href="#">Consent of Independent Registered Public Accounting Firm</a>
15.2	<a href="#">Consent of Drewry Shipping Consultants, Ltd.</a>
101.INS	XBRL Instance Document
101.SCH	XBRL Taxonomy Extension Schema
101.CAL	XBRL Taxonomy Extension Calculation Linkbase
101.DEF	XBRL Taxonomy Extension Definition Linkbase
101.LAB	XBRL Taxonomy Extension Label Linkbase
101.PRE	XBRL Taxonomy Extension Presentation Linkbase

(1) Incorporated by reference to the Partnership's Registration Statement on Form F-1, which was declared effective by the Securities and Exchange Commission on November 12, 2013 (Registration No. 333-191653)

(2) Incorporated by reference to the Partnership's Annual Report on Form 20-F, which was filed with the Securities and Exchange Commission on March 25, 2014

(3) Incorporated by reference to the Partnership's Registration Statement on Form 8-A12B, filed with the Securities and Exchange Commission on October 23, 2018.

(4) Incorporated by reference to the Partnership's Annual Report on Form 20-F, which was filed with the Securities and Exchange Commission on March 10, 2015.

(5) Incorporated by reference to the Partnership's Annual Report on Form 20-F, which was filed with the Securities and Exchange Commission on April 18, 2016.

## SIGNATURES

The registrant hereby certifies that it meets all of the requirements for filing on Form 20-F and that it has duly caused and authorized the undersigned to sign this Annual Report on its behalf.

DYNAGAS LNG PARTNERS LP

By: /s/ Michael Gregos  
Name: Michael Gregos  
Title: Chief Financial Officer (Principal Financial Officer)

Date: April 16, 2020

**DYNAGAS LNG PARTNERS LP**  
**CONSOLIDATED FINANCIAL STATEMENTS**  
**DECEMBER 31, 2019 AND 2018**

---

**DYNAGAS LNG PARTNERS LP**  
**INDEX TO CONSOLIDATED FINANCIAL STATEMENTS**

	<b>Page</b>
Report of Independent Registered Public Accounting Firm	F-3
Consolidated Balance Sheets as of December 31, 2019 and 2018	F-4
Consolidated Statements of Income for the years ended December 31, 2019, 2018 and 2017	F-5
Consolidated Statements of Partners' Equity for the years ended December 31, 2019, 2018 and 2017	F-6
Consolidated Statements of Cash Flows for the years ended December 31, 2019, 2018 and 2017	F-7
Notes to the Consolidated Financial Statements	F-8

## REPORT OF INDEPENDENT REGISTERED PUBLIC ACCOUNTING FIRM

To the Partners and the Board of Directors of Dynagas LNG Partners LP

### Opinion on the Financial Statements

We have audited the accompanying consolidated balance sheets of Dynagas LNG Partners LP (the "Partnership") as of December 31, 2019 and 2018, the related consolidated statements of income, partners' equity and cash flows for each of the three years in the period ended December 31, 2019, and the related notes (collectively referred to as the "consolidated financial statements"). In our opinion, the consolidated financial statements present fairly, in all material respects, the financial position of the Partnership at December 31, 2019 and 2018, and the results of its operations and its cash flows for each of the three years in the period ended December 31, 2019, in conformity with U.S. generally accepted accounting principles.

### Basis for Opinion

These financial statements are the responsibility of the Partnership's management. Our responsibility is to express an opinion on the Partnership's financial statements based on our audits. We are a public accounting firm registered with the Public Company Accounting Oversight Board (United States) (PCAOB) and are required to be independent with respect to the Partnership in accordance with the U.S. federal securities laws and the applicable rules and regulations of the Securities and Exchange Commission and the PCAOB.

We conducted our audits in accordance with the standards of the PCAOB. Those standards require that we plan and perform the audit to obtain reasonable assurance about whether the financial statements are free of material misstatement, whether due to error or fraud. The Partnership is not required to have, nor were we engaged to perform, an audit of its internal control over financial reporting. As part of our audits we are required to obtain an understanding of internal control over financial reporting but not for the purpose of expressing an opinion on the effectiveness of the Partnership's internal control over financial reporting. Accordingly, we express no such opinion.

Our audits included performing procedures to assess the risks of material misstatement of the financial statements, whether due to error or fraud, and performing procedures that respond to those risks. Such procedures included examining, on a test basis, evidence regarding the amounts and disclosures in the financial statements. Our audits also included evaluating the accounting principles used and significant estimates made by management, as well as evaluating the overall presentation of the financial statements. We believe that our audits provide a reasonable basis for our opinion.

/s/ Ernst & Young (Hellas) Certified Auditors Accountants S.A.

We have served as the Partnership's auditor since 2011.

Athens, Greece  
April 16, 2020

**DYNAGAS LNG PARTNERS LP**  
**Consolidated Balance Sheets as of December 31, 2019 and 2018**  
(Expressed in thousands of U.S. Dollars — except for unit data)

	Note	December 31, 2019	December 31, 2018
<b>ASSETS</b>			
<b>CURRENT ASSETS:</b>			
Cash and cash equivalents		\$ 16,206	\$ 109,917
Trade accounts receivable		143	48
Prepayments and other assets		1,105	692
Inventories		718	1,220
Due from related party	3	—	1,086
<b>Total current assets</b>		<b>18,172</b>	<b>112,963</b>
<b>FIXED ASSETS, NET:</b>			
Vessels, net	4	916,697	947,377
<b>Total fixed assets, net</b>		<b>916,697</b>	<b>947,377</b>
<b>OTHER NON-CURRENT ASSETS:</b>			
Restricted cash		50,000	—
Due from related party	3	1,350	1,350
Accrued charter revenue		745	342
Deferred charges		2,223	1,404
<b>Total assets</b>		<b>\$ 989,187</b>	<b>\$ 1,063,436</b>
<b>LIABILITIES AND PARTNERS' EQUITY</b>			
<b>CURRENT LIABILITIES:</b>			
Current portion of long-term debt, net of unamortized deferred financing fees of \$2,518 and \$3,046, respectively	5	\$ 45,482	\$ 251,754
Trade payables		5,496	5,736
Due to related party	3	2,202	306
Accrued liabilities		1,641	4,206
Unearned revenue		9,814	10,740
<b>Total current liabilities</b>		<b>64,635</b>	<b>272,742</b>
<b>NON-CURRENT LIABILITIES:</b>			
Deferred revenue		3,173	3,147
Long-term debt, net of current portion and unamortized deferred financing fees of \$7,328 and \$6,938, respectively	5	607,672	461,062
<b>Total non-current liabilities</b>		<b>610,845</b>	<b>464,209</b>
<b>Commitments and contingencies</b>	8	—	—
<b>PARTNERS' EQUITY:</b>			
Common unitholders (unlimited authorized; 35,490,000 units issued and outstanding as at December 31, 2019 and 2018)	9	187,021	199,400
Series A Preferred unitholders (3,450,000 authorized; 3,000,000 Series A Preferred Units issued and outstanding as at December 31, 2019 and 2018)	9	73,216	73,216
Series B Preferred unitholders: (2,530,000 authorized; 2,200,000 Series B Preferred Units issued and outstanding as at December 31, 2019 and 2018)	9	53,498	53,885
General Partner (35,526 units issued and outstanding as at December 31, 2019 and 2018)	9	(28)	(16)
<b>Total partners' equity</b>		<b>313,707</b>	<b>326,485</b>
<b>Total liabilities and partners' equity</b>		<b>\$ 989,187</b>	<b>\$ 1,063,436</b>

The accompanying notes are an integral part of these consolidated financial statements.

**DYNAGAS LNG PARTNERS LP**  
**Consolidated Statements of Income**  
**For the years ended December 31, 2019, 2018 and 2017**  
**(Expressed in thousands of U.S. Dollars—except for unit and per unit data)**

	Note	<u>2019</u>	<u>2018</u>	<u>2017</u>
<b>REVENUES:</b>				
Voyage revenues	7	\$ 130,901	\$ 127,135	\$ 138,990
<b>EXPENSES:</b>				
Voyage expenses		(1,078)	(1,148)	(1,789)
Voyage expenses-related party	3	(1,631)	(1,654)	(1,830)
Vessel operating expenses		(28,351)	(25,042)	(27,067)
Dry-docking and special survey costs		—	(7,422)	(6,193)
General and administrative expenses		(1,985)	(1,452)	(961)
General and administrative expenses- related party	3	(723)	(757)	(725)
Management fees-related party	3	(6,537)	(6,347)	(6,162)
Depreciation	4	(30,680)	(30,330)	(30,319)
<b>Operating income</b>		<b><u>\$ 59,916</u></b>	<b><u>\$ 52,983</u></b>	<b><u>\$ 63,944</u></b>
<b>OTHER INCOME/(EXPENSES):</b>				
Interest and finance costs	5, 11	(58,591)	(50,490)	(46,281)
Interest income		2,331	1,051	203
Other, net		(43)	69	(527)
<b>Total other expenses, net</b>		<b><u>(56,303)</u></b>	<b><u>(49,370)</u></b>	<b><u>(46,605)</u></b>
<b>Partnership's Net Income</b>		<b><u>\$ 3,613</u></b>	<b><u>\$ 3,613</u></b>	<b><u>\$ 17,339</u></b>
Common unitholders' interest in Net Income		\$ (7,942)	\$ (4,042)	\$ 9,302
Series A Preferred unitholders' interest in Net Income		\$ 6,750	\$ 6,750	\$ 6,750
Series B Preferred unitholders' interest in Net Income		\$ 4,813	\$ 909	\$ —
Subordinated unitholders' interest in Net Income		\$ —	\$ —	\$ 1,208
General Partner's interest in Net Income		\$ (8)	\$ (4)	\$ 79
<b>(Loss)/Earnings per unit, basic and diluted:</b>	10			
Common unit (basic and diluted)		<u>\$ (0.22)</u>	<u>\$ (0.11)</u>	<u>\$ 0.27</u>
<b>Weighted average number of units outstanding, basic and diluted:</b>	10			
Common units		35,490,000	35,490,000	34,545,740

The accompanying notes are an integral part of these consolidated financial statements.

**DYNAGAS LNG PARTNERS LP**  
**Consolidated Statements of Partners' Equity**  
**For the years ended December 31, 2019, 2018 and 2017**  
**(Expressed in thousands of U.S. Dollars—except for unit data)**

	Series A Preferred	Series B Preferred	Common	Subordinated	General Partner	Partners' Capital					
						Series A Preferred	Series B Preferred	Common	Subordinated	General Partner	Total
<b>BALANCE, December 31, 2016</b>	<b>3,000,000</b>	—	<b>20,505,000</b>	<b>14,985,000</b>	<b>35,526</b>	<b>\$ 73,216</b>	<b>\$ —</b>	<b>\$ 302,952</b>	<b>\$ (8,429)</b>	<b>\$ 97</b>	<b>\$ 367,836</b>
—Net income	—	—	—	—	—	6,750	—	9,302	1,208	79	17,339
—Conversion of subordinated units to common units (Note 9)	—	—	14,985,000	(14,985,000)	—	—	—	(15,171)	15,171	—	—
—Distributions declared and paid (common and preferred units) (Note 9)	—	—	—	—	—	(6,750)	—	(52,028)	(7,950)	(129)	(66,857)
<b>BALANCE, December 31, 2017</b>	<b>3,000,000</b>	—	<b>35,490,000</b>	—	<b>35,526</b>	<b>\$ 73,216</b>	<b>\$ —</b>	<b>\$ 245,055</b>	<b>\$ —</b>	<b>\$ 47</b>	<b>\$ 318,318</b>
—Net income	—	—	—	—	—	6,750	909	(4,042)	—	(4)	3,613
—Issuance of Series B Preferred Units, net of issuance costs (Note 9)	—	2,200,000	—	—	—	—	52,976	—	—	—	52,976
—Distributions declared and paid (common and preferred units) (Note 9)	—	—	—	—	—	(6,750)	—	(41,613)	—	(59)	(48,422)
<b>BALANCE, December 31, 2018</b>	<b>3,000,000</b>	<b>2,200,000</b>	<b>35,490,000</b>	—	<b>35,526</b>	<b>\$ 73,216</b>	<b>\$ 53,885</b>	<b>\$ 199,400</b>	<b>\$ —</b>	<b>\$ (16)</b>	<b>\$ 326,485</b>
—Net income	—	—	—	—	—	6,750	4,813	(7,942)	—	(8)	3,613
—Distributions declared and paid (common and preferred units) (Note 9)	—	—	—	—	—	(6,750)	(5,200)	(4,437)	—	(4)	(16,391)
<b>BALANCE, December 31, 2019</b>	<b>3,000,000</b>	<b>2,200,000</b>	<b>35,490,000</b>	—	<b>35,526</b>	<b>\$ 73,216</b>	<b>\$ 53,498</b>	<b>\$ 187,021</b>	<b>\$ —</b>	<b>\$ (28)</b>	<b>\$ 313,707</b>

The accompanying notes are an integral part of these consolidated financial statements.



**DYNAGAS LNG PARTNERS LP**  
**Consolidated Statements of Cash Flows for the years ended December 31, 2019, 2018 and 2017**  
(Expressed in thousands of U.S. Dollars)

	Note	<u>2019</u>	<u>2018</u>	<u>2017</u>
<b>Cash flows from Operating Activities:</b>				
Net income:		\$ 3,613	\$ 3,613	\$ 17,339
<b>Adjustments to reconcile net income to net cash provided by operating activities:</b>				
Depreciation	4	30,680	30,330	30,319
Amortization and write-off of deferred financing fees	11	10,696	3,261	5,387
Deferred revenue amortization		(377)	(45)	369
Amortization of deferred charges		181	68	—
Amortization of fair value of acquired time charter	7	—	5,267	7,247
<b>Changes in operating assets and liabilities:</b>				
Trade accounts receivable		(95)	107	(55)
Prepayments and other assets		(413)	389	(315)
Inventories		502	(421)	35
Due from/to related parties		2,982	31	(235)
Trade accounts payable		(101)	1,149	1,584
Accrued liabilities		(2,565)	155	299
Deferred charges		(1,000)	(1,472)	—
Deferred revenue		—	1,445	—
Unearned revenue		(926)	(883)	(2,635)
<b>Net cash provided by Operating Activities</b>		<b>\$ 43,177</b>	<b>\$ 42,994</b>	<b>\$ 59,339</b>
<b>Cash flows from Investing Activities:</b>				
Other additions to vessels' equipment	4	—	(409)	—
<b>Net cash used in Investing Activities</b>		<b>\$ —</b>	<b>\$ (409)</b>	<b>\$ —</b>
<b>Cash flows from Financing Activities:</b>				
Net proceeds from issuance of preferred units	9	—	53,138	—
Payment of securities registration and other filing costs		(139)	(48)	(145)
Distributions declared and paid		(16,391)	(48,422)	(66,857)
Proceeds from long-term debt	5	675,000	—	480,000
Repayment of long-term debt	5	(734,800)	(4,800)	(474,900)
Payment of deferred finance fees		(10,558)	—	(12,568)
<b>Net cash used in Financing Activities</b>		<b>\$ (86,888)</b>	<b>\$ (132)</b>	<b>\$ (74,470)</b>
<b>Net increase/ (decrease) in cash and cash equivalents and restricted cash</b>		<b>(43,711)</b>	<b>42,453</b>	<b>(15,131)</b>
Cash and cash equivalents and restricted cash at beginning of the year		109,917	67,464	82,595
<b>Cash and cash equivalents and restricted cash at end of the year</b>		<b>\$ 66,206</b>	<b>\$ 109,917</b>	<b>\$ 67,464</b>
<b>RECONCILIATION OF CASH, CASH EQUIVALENTS AND RESTRICTED CASH</b>				
Cash and cash equivalents		16,206	109,917	67,464
Restricted cash		50,000	—	—
<b>Cash and cash equivalents and restricted cash</b>		<b>\$ 66,206</b>	<b>\$ 109,917</b>	<b>\$ 67,464</b>
<b>SUPPLEMENTAL CASH FLOW INFORMATION</b>				
<b>Cash paid during the year for:</b>				
Interest		\$ 48,879	\$ 47,033	\$ 39,796

The accompanying notes are an integral part of these consolidated financial statements.

**DYNAGAS LNG PARTNERS LP**  
**Notes to the Consolidated Financial Statements December 31, 2019**  
(Expressed in thousands of U.S. Dollars—except for unit and per unit data, unless otherwise stated)

**1. Partnership Formation and General Information:**

Dynagas LNG Partners LP ("Dynagas Partners" or the "Partnership") was incorporated as a limited partnership on May 30, 2013, under the laws of the Republic of the Marshall Islands. On November 18, 2013, the Partnership successfully completed its initial public offering (the "IPO"), pursuant to which, the Partnership offered and sold 8,250,000 common units to the public at \$18.00 per common unit, and in connection with the closing of the IPO, the Partnership's Sponsor, Dynagas Holding Ltd., a company beneficially wholly owned by Mr. George Prokopiou, the Partnership's Chairman and major unitholder and certain of his close family members, offered and sold 4,250,000 common units to the public at \$18.00 per common unit. In connection with the IPO, the Partnership entered into certain agreements including: (i) an omnibus agreement with the Sponsor, as amended and as currently in effect, (the "Omnibus Agreement"), which provides the Partnership the right to purchase all or a portion of the ownership interests in certain identified liquefied natural gas ("LNG") carrier vessels at a purchase price to be determined pursuant to the terms and conditions contained therein (Note 3(c)) and, (ii) a \$30 million interest free revolving credit facility with its Sponsor (the "\$30 million Sponsor Facility") (Note 3(b)), which was extended on November 14, 2018 until November 2023, to be used for general Partnership purposes.

As of December 31, 2018, the Partnership reported a working capital deficit of \$159.8 million, resulting primarily from the maturity of its \$250 Million Senior Unsecured Notes due 2019 (the "2019 Notes") that were due on October 30, 2019. Accordingly, the Partnership had estimated that available cash and cash expected to be generated from operating activities would not be sufficient to repay the 2019 Notes when they would become due on October 30, 2019. Based on the foregoing, the Partnership reported that there was substantial doubt about its ability to continue as a going concern.

During the year ended December 31, 2019, the Partnership entered into a new 5-year syndicated \$675 million senior secured term loan (the "\$675 Million Credit Facility") for an amount up to \$675 million (Note 5). On September 25, 2019, the Partnership drew down the full amount under the \$675 Million Credit Facility and on the same date, the Partnership used \$470.4 million to repay the outstanding indebtedness under the \$480.0 million senior secured term loan (the "Term Loan B"). The remaining amount together with cash on hand was used to repay the \$250.0 million aggregate principal amount of its 2019 Notes at their maturity on October 30, 2019.

Although the Partnership's liquidity is unpredictable since it is dependent on numerous factors that are outside of the Partnership's control, certain Partnership expenditures and revenues may be estimated. Such Partnership expenditures and revenues include (i) the scheduled repayment of principal and interest on the Partnership's debt, (ii) the payment of distributions on the Partnership's preferred units, when, as and if declared in the sole discretion of its' Board of Directors, (iii) the payment of expected capital expenditures and working capital, (iv) the maintenance of cash reserves to satisfy the liquidity covenant contained in the new 5-year syndicated \$675 million senior secured term loan (Note 5) and (v) the Partnership revenues contracted to be earned under long-term charter agreements.

Further to the above, the Partnership estimates that available cash and cash expected to be generated from operating activities will be sufficient to pay its current liabilities in the twelve-month period ending one year after the issuance of the consolidated financial statements and, accordingly, there is no substantial doubt about the Partnership's ability to continue as a going concern.

The Partnership is engaged in the seaborne transportation industry through the ownership and operation of high specification LNG vessels and is the sole owner (directly or indirectly) of all outstanding shares or units of the following subsidiaries as of December 31, 2019:

Vessel Owning Subsidiaries:

Company Name	Country of incorporation/ formation	Vessel Name	Delivery date from shipyard	Delivery date to Partnership	Cbm Capacity
Pegasus Shipholding S.A. ("Pegasus")	Marshall Islands	Clean Energy	March 2007	October 2013	149,700
Lance Shipping S.A. ("Lance")	Marshall Islands	Ob River	July 2007	October 2013	149,700
Seacrown Maritime Ltd. ("Seacrown")	Marshall Islands	Amur River	January 2008	October 2013	149,700
Fareastern Shipping Limited ("Fareastern")	Malta	Arctic Aurora	July 2013	June 2014	155,000
Navajo Marine Limited ("Navajo")	Marshall Islands	Yenisei River	July 2013	September 2014	155,000
Solana Holding Ltd. ("Solana")	Marshall Islands	Lena River	October 2013	December 2015	155,000

Non-Vessel Owning Subsidiaries:

Company Name	Country of incorporation/formation	Purpose of incorporation
Dynagas Equity Holding Limited ("Dynagas Equity")	Marshall Islands	Holding company that owns all of the outstanding share capital of Arctic LNG Carriers Ltd. ("Arctic LNG").
Dynagas Operating GP LLC ("Dynagas Operating GP")	Marshall Islands	Limited Liability Company in which the Partnership holds a 100% membership interest and which has 100% of the Non-Economic General Partner Interest in Dynagas Operating LP.
Dynagas Operating LP ("Dynagas Operating")	Marshall Islands	Limited partnership in which the Partnership holds a 100% limited partnership interest and which owns 100% of the issued and outstanding share capital of Dynagas Equity.

**DYNAGAS LNG PARTNERS LP**  
**Notes to the Consolidated Financial Statements December 31, 2019**  
(Expressed in thousands of U.S. Dollars—except for unit and per unit data, unless otherwise stated)

**1. Basis of Presentation and General Information (continued):**

Dynagas Finance Inc.	Marshall Islands	Wholly owned subsidiary of the Partnership whose activities were limited to the co-issuance of the 2019 Notes discussed under Note 5 and engaging in other activities incidental thereto.
Arctic LNG	Marshall Islands	Wholly owned subsidiary of the Partnership which is directly wholly owned by Dynagas Equity and which owns all of the issued and outstanding share capital of Pegasus, Lance, Seacrown, Fareastern, Navajo, Solana and Dynagas Finance LLC.
Dynagas Finance LLC	Delaware	Wholly owned subsidiary of Arctic LNG and co-borrower of the Partnership's Term Loan B discussed under Note 5.

Since the Partnership's inception, the technical, administrative and commercial management of the Partnership's fleet is performed by Dynagas Ltd. ("Dynagas" or the "Manager"), a related company, wholly owned by the Partnership's Chairman (Note 3(a)).

As of December 31, 2019, the Partnership's Sponsor owned 44.0% of the outstanding equity interests in the Partnership (excluding the Series A Preferred Units and the Series B Preferred Units, both of which, generally, have no voting rights), including the 0.1% general partner interest retained by it, as the General Partner, through Dynagas GP LLC, which is owned and controlled by the Sponsor.

**2. Significant Accounting Policies and Recent Accounting Pronouncements:**

- (a) **Principles of Consolidation:** The accompanying consolidated financial statements have been prepared in accordance with Generally Accepted Accounting Principles in the United States of America ("U.S. GAAP"). The consolidated financial statements include the accounts of Dynagas Partners and its wholly-owned subsidiaries. All intercompany balances and transactions have been eliminated upon consolidation. Dynagas Partners, as the holding company, determines whether it has a controlling financial interest in an entity by first evaluating whether the entity is a voting interest entity or a variable interest entity. Under Financial Accounting Standards Board ("FASB") Accounting Standard Codification ("ASC") 810 "Consolidation", a voting interest entity is an entity in which the total equity investment at risk is deemed sufficient to absorb the expected losses of the entity, the equity holders have all the characteristics of a controlling financial interest and the legal entity is structured with substantive voting rights.

The holding company consolidates voting interest entities in which it owns all, or at least a majority (generally, greater than 50%) of the voting interest. Variable interest entities ("VIE") are entities, as defined under ASC 810, that in general either have equity investors with non-substantive voting rights or that have equity investors that do not provide sufficient financial resources for the entity to support its activities. The holding company has a controlling financial interest in a VIE and is, therefore, the primary beneficiary of a VIE if it has the power to direct the activities of a VIE that most significantly impact the VIE's economic performance and the obligation to absorb losses or the right to receive benefits that could potentially be significant to the VIE. A VIE should have only one primary beneficiary which is required to consolidate the VIE. A VIE may not have a primary beneficiary if no party meets the criteria described above. The Partnership evaluates all arrangements that may include a variable interest in an entity to determine if it is the primary beneficiary, and would therefore be required to include assets, liabilities and operations of a VIE in its consolidated financial statements. As of the years ended December 31, 2019, 2018 and 2017, no such interests existed.

- (b) **Use of Estimates:** The preparation of consolidated financial statements in conformity with U.S. GAAP requires management to make estimates and assumptions that affect the reported amounts of assets and liabilities and disclosure of contingent assets and liabilities at the date of the consolidated financial statements and the reported amounts of revenues and expenses during the reporting period. Actual results could differ from those estimates.
- (c) **Other Comprehensive Income:** The Partnership follows the provisions of ASC 220, "Comprehensive Income", which requires separate presentation of certain transactions which are recorded directly as components of equity. The Partnership has no such transactions which affect other comprehensive income and accordingly, for the years ended December 31, 2019, 2018 and 2017, comprehensive income equaled net income.
- (d) **Foreign Currency Translation:** The functional currency of the Partnership is the U.S. Dollar because the Partnership's vessels operate in international shipping markets and therefore, the Partnership primarily transacts business in U.S. Dollars. The Partnership's books of accounts are maintained in U.S. Dollars. Transactions involving other currencies during the year are converted into U.S. Dollars using the exchange rates in effect at the time of such transactions. At the balance sheet date, monetary assets and liabilities, which are denominated in other currencies, are translated into U.S. Dollars using the balance sheet date exchange rates. Resulting gains or losses are included in "Other, net" in the accompanying consolidated statements of income.
- (e) **Cash and Cash Equivalents:** The Partnership considers highly liquid investments, such as time deposits with an original maturity of three months or less, to be cash equivalents.
- (f) **Restricted cash:** Restricted cash may comprise of (i) minimum liquidity collateral requirements or minimum required cash deposits that are required to be maintained under the Partnership's financing arrangements, (ii) cash deposits in so-called "retention accounts" which may only be used as per the Partnership's borrowing arrangements for the purpose of serving the loan installments coming due or, (iii) other cash deposits required to be retained until other specified conditions prescribed in the Partnership's debt agreements are met. In the event that the obligation to maintain such deposits is expected to elapse within the next operating cycle, these deposits are classified as current assets. Otherwise, they are classified as non-current assets.
- (g) **Trade Accounts Receivable:** The amount shown as trade accounts receivable at each balance sheet date, includes accounts receivable from charterers, net of any provision for doubtful accounts. At each balance sheet date, all potentially uncollectible accounts are assessed individually for purposes of determining the appropriate provision for doubtful accounts primarily based on the aging of such balances and any amounts in dispute. Provision for doubtful accounts as of December 31, 2019 and 2018, was nil.
- (h) **Inventories:** Inventories consist of lubricants which are stated at the lower of cost or net realizable value, following the adoption of ASU 2015-11, "Simplifying the Measurement of Inventory". Cost is determined by the first in, first out method. Inventories may also consist of bunkers during periods when vessels are unemployed or under voyage charters and spares in warehouses, in which case, they are also stated at the lower of cost or net realizable value and cost is still determined by the first in, first out method. When evidence exists that the net realizable value of inventory is lower than its cost, the difference is recognized as a loss in earnings in the period in which it occurs.

**DYNAGAS LNG PARTNERS LP**  
**Notes to the Consolidated Financial Statements December 31, 2019**  
**(Expressed in thousands of U.S. Dollars—except for unit and per unit data, unless otherwise stated)**

**2. Significant Accounting Policies and Recent Accounting Pronouncements (continued):**

- (i) **Insurance Claims:** The Partnership records insurance claim recoveries for insured losses incurred on damage to fixed assets, loss of hire and for insured crew medical expenses. Insurance claim recoveries are recorded, net of any deductible amounts, at the time when (i) the Partnership's vessels suffer insured damages or at the time when crew medical expenses are incurred, (ii) recovery is probable under the related insurance policies, (iii) the Partnership can estimate the amount of such recovery following submission of the insurance claim and (iv) provided that the claim is not subject to litigation.
- (j) **Vessels, Net:** Vessels are stated at cost, which consists of the contract price and any material expenses incurred upon delivery (initial repairs, improvements and delivery expenses, capitalized interest and on-site supervision costs incurred during the construction periods). Subsequent expenditures for conversions and major improvements are also capitalized when such expenditures appreciably extend the life, increase the earning capacity or improve the efficiency or safety of the vessels; otherwise these amounts are charged to expense as incurred. The cost of each of the Partnership's vessels is depreciated beginning from the time when the vessel is ready for her intended use, on a straight-line basis, to the time that the vessel reaches the end of its economic useful life, after considering the estimated residual value of the vessel which is based on its lightweight tonnage times an estimated scrap rate. Following a reassessment of the scrap rates effective from October 1, 2019, the Partnership reduced the average scrap rate estimate from \$0.685 per lightweight ton per LNG carrier to \$0.500 per lightweight ton per LNG carrier. This change in accounting estimate which did not require retrospective adoption as per ASC 250 "Accounting Changes and Error Corrections," results in additional future annual depreciation of \$1.4 million. For the fiscal year 2019, the effect of the change in the estimate on net income and loss per share were a decrease by \$0.3 million and an increase by \$0.01 respectively. Management estimates that the useful life of each of the Partnership's vessels to be 35 years from the date of initial delivery from the shipyard. Secondhand vessels are depreciated from the date of their acquisition through their remaining estimated useful life. When regulations place limitations on the ability of a vessel to trade on a worldwide basis, such vessel's remaining useful life is adjusted as of the date such regulations are adopted.
- (k) **Impairment of Long-Lived Assets:** The Partnership follows ASC 360-10-40 "Impairment or Disposals of Long-Lived Assets", which addresses financial accounting and reporting for the impairment or disposal of long-lived assets. The standard requires that long-lived assets held and used by an entity be reviewed for impairment whenever events or changes in circumstances indicate that the carrying amount of such assets may not be recoverable. When the estimate of undiscounted projected operating cash flows, excluding interest charges, expected to be generated by the use of the asset is less than its carrying amount, the asset is evaluated for an impairment loss. Measurement of the impairment loss is based on the fair value of the asset. The Partnership reviews its long-lived assets for impairment whenever events or changes in circumstances, such as business plans to dispose a vessel earlier than the end of its useful life and prevailing market conditions, indicate that the carrying amount of the assets may not be recoverable. When such indications are present, the Partnership determines undiscounted projected net operating cash flows for each vessel and compares the result to the vessel's carrying value. The fair values of the assets are determined through Level 2 inputs of the fair value hierarchy as defined in ASC 820, "Fair value measurements and disclosures" based on management's estimates, assumptions, use of available market data, use of third party valuations and other market observable data. In developing estimates of future cash flows, the Partnership must make assumptions about future charter rates, vessel operating expenses, fleet utilization and the estimated remaining useful life of the vessels. These assumptions are based on historical trends as well as future expectations.

**DYNAGAS LNG PARTNERS LP**  
**Notes to the Consolidated Financial Statements December 31, 2019**  
**(Expressed in thousands of U.S. Dollars—except for unit and per unit data, unless otherwise stated)**

**2. Significant Accounting Policies and Recent Accounting Pronouncements (continued):**

The projected net operating cash flows are determined by considering the charter revenues from existing time charters for the fixed fleet days and by estimating charter rates for the unfixed days. Expected outflows for scheduled vessel maintenance and vessel operating expenses are based on the Partnership's budget by using historical data, which is adjusted annually with the assumption of the average annual inflation rate prevailing at the time of the impairment test. In developing the estimate for the effective fleet utilization, the Partnership takes into account the period(s) each vessel is expected to undergo her scheduled maintenance (dry-docking and special surveys) and each vessel's loss of hire resulting from repositioning or other conditions. In developing estimates for the remaining estimated useful lives of the current fleet and scrap values, the Partnership utilizes methods, which are identical to those employed as part of the Partnership's depreciation policy. As and for each of the years ended December 31, 2019, 2018 and 2017, the Partnership incurred no impairment loss.

- (l) *Intangible Assets/Liabilities Related to Time Charters Acquired:*** When and where the Partnership identifies any assets or liabilities associated with the acquisition of a vessel, the Partnership records all such identified assets or liabilities at fair value. Fair value is determined by reference to market data. In connection with the acquisition of a vessel, the Partnership determines the fair value of any asset or liability acquired based on the market value of the time charters assumed when a vessel is acquired. The amount to be recorded either as an asset or a liability on the date the vessel is acquired, is determined by comparing the charter rate in the existing time charter agreement of the acquired vessel with the market rates for equivalent time charter agreements prevailing at the time the vessel is acquired. When the present value of the time charter assumed is greater than the current fair value of such charter, the difference is recorded as an asset. When the present value of the existing time charter assumed is less than the current fair value of such charter, the difference is recorded as liability. Assets and liabilities are amortized as adjustments to revenues over the remaining term of the assumed time charter and are classified as non-current assets or liabilities, as applicable, in the accompanying consolidated balance sheets. Impairment testing is performed when events or changes in circumstances indicate that the carrying amount of the intangible asset may not be recoverable.
- (m) *Accounting for Special Survey and Dry-Docking Costs:*** The Partnership follows the direct expense method of accounting for dry-docking and special survey costs, in which case, such costs are expensed in the period incurred. The vessels undergo dry-dock or special survey approximately every five years during the first fifteen years of their life and, subsequently, every two and a half years to the end of their useful life. Costs relating to routine repairs and maintenance are also expensed in the period they are incurred.
- (n) *Financing Costs:*** In accordance with ASU 2015-03, "Interest – Imputation of Interest", costs associated with long-term debt, including but not limited to, fees paid to lenders, fees required to be paid to third parties on the lender's behalf in connection with debt financing or refinancing, or any unamortized portion thereof, are presented by the Partnership as a reduction of long-term debt. Such fees are deferred and amortized to interest and finance costs during the life of the related debt instrument using the effective interest method. Unamortized fees relating to loans repaid or refinanced as debt extinguishments and loan commitment fees are expensed as interest and finance costs in the period incurred in the accompanying consolidated statements of income. Any unamortized balance of costs relating to refinanced long-term debt is deferred and amortized over the term of the credit facility in the period that such refinancing occurs, subject to the provisions of the accounting guidance with respect to "Debt – Modifications and Extinguishments".
- (o) *Concentration of Credit Risk:*** Financial instruments, which may potentially subject the Partnership to significant concentrations of credit risk, consist principally of cash and cash equivalents and trade accounts receivable. The maximum exposure to loss due to credit risk is the book value at the balance sheet date. The Partnership places its cash and cash equivalents, consisting mostly of deposits, with high credit qualified financial institutions. The Partnership performs periodic evaluations of the relative credit standing of those financial institutions. The Partnership limits its credit risk with trade accounts receivable by performing ongoing credit evaluations of each of its charterer's financial condition and generally does not require collateral for its trade accounts receivable.

**DYNAGAS LNG PARTNERS LP**  
**Notes to the Consolidated Financial Statements December 31, 2019**  
(Expressed in thousands of U.S. Dollars—except for unit and per unit data, unless otherwise stated)

**2. Significant Accounting Policies and Recent Accounting Pronouncements (continued):**

During the years ended December 31, 2019, 2018 and 2017, charterers that individually accounted for more than 10% of the Partnership's revenues were as follows:

Charterer	2019	2018	2017
A	47%	69%	72%
B	31%	—	—
C	16%	18%	19%
<b>Total</b>	<b>94%</b>	<b>87%</b>	<b>91%</b>

(p) **Accounting for Revenues and Related Expenses:** The Partnership generates its revenues from charterers under time charter agreements, which contain a lease as they meet the criteria of a lease under ASC 842 or ASC 840 under transition accounting. In particular, under ASC 842, the Partnership elected certain practical expedients, which allowed the Partnership's existing lease arrangements, in which it was a lessor, classified as operating leases under ASC 840 to continue to be classified as operating leases under ASC 842. Leases, which commenced on or after January 1, 2018, were classified as operating leases under ASC 842. The Partnership's vessels are each employed under a time charter agreement, where a contract is entered into with a charterer for the charterer's use of a vessel for a specific period of time and at a specified daily charter hire rate. If a time charter agreement exists and collection of the related revenue is reasonably assured, revenue is recognized, as it is earned ratably over the duration of the period of the time charter. Revenues from time chartering of vessels are accounted for as operating leases. The Partnership early adopted ASC 842 as of September 30, 2018, with adoption reflected as of January 1, 2018, the beginning of the annual period in accordance with ASC 250. The Partnership has determined that the non-lease components in its time charter contracts relate to services for the operation of the vessel, which include crew, technical, safety, commercial services, among others. The Partnership has elected to account for the lease and non-lease component of time charter agreements as a combined component in its consolidated financial statements, having taken into account that the non-lease components would be accounted for ratably on a straight-line basis over the duration of the time charter and that the lease component is considered as the predominant component. The Partnership qualitatively assessed that more value is ascribed to the vessel rather than to the services provided under the time charter agreements. Such revenues are recognized on a straight line basis at the average minimum lease revenue over the rental periods of such charter agreements, as service is performed.

Revenue generated from variable lease payments is recognized in the period when changes in facts and circumstances on which the variable lease payments are based occur. The residual or excess amounts from actually collected hire based on the time charter agreement for each period, if any, is classified as deferred or prepaid revenue in the accompanying consolidated balance sheets. Unearned revenue includes cash received prior to the balance sheet date for which all criteria to recognize as revenue have not yet been met as at the balance sheet date and, accordingly, is related to revenue earned after such date. Apart from the agreed hire rate, the owner may be entitled to an additional income, such as ballast bonus, which is considered as reimbursement of owner's expenses and is recognized together with the lease component over the duration of the charter. The Partnership has made an accounting policy election to recognize the related ballast costs, mainly consisting of bunkers, incurred over the period between the charter party date or the prior redelivery date (whichever is latest) and the delivery date to the charterer, as contract fulfilment costs in accordance with ASC 340-40 and amortized over the charter period. During the year ended December 31, 2019, the amortization of the contract fulfilment costs was \$0.2 million. Voyage expenses, primarily consist of commissions, which are paid by the Partnership as well as port, canal and bunker expenses that are unique to a particular charter and which are paid by the charterer under the time charter arrangements or by the Partnership during periods of off-hire. All voyage expenses are expensed as incurred, except for commissions. Commissions paid to brokers are deferred and amortized over the related charter period to the extent revenue has been deferred since commissions are earned as the Partnership's revenues are earned.

**DYNAGAS LNG PARTNERS LP**  
**Notes to the Consolidated Financial Statements December 31, 2019**  
**(Expressed in thousands of U.S. Dollars—except for unit and per unit data, unless otherwise stated)**

**2. Significant Accounting Policies and Recent Accounting Pronouncements (continued):**

- (q) **Repairs and Maintenance:** All repair and maintenance expenses including underwater inspection costs are expensed in the period incurred. Such costs are included in vessel operating expenses in the accompanying consolidated statements of income.
- (r) **Earnings/ (Loss) Per Unit:** As of December 31, 2019, the Partnership's capital structure consisted of common units, two separate classes of preferred units and a general partner interest. The incentive distribution rights are a separate class of non-voting interests that are currently held by the Partnership's General Partner but, subject to certain restrictions, may be transferred or sold apart from the General Partner's interest. The Partnership calculates basic earnings/ (loss) per each class of units by allocating period distributed and undistributed earnings/ (losses) to the General Partner, limited partners and incentive distribution rights holders using the two-class method and in accordance with the Partnership's Fourth Amended and Restated Limited Partnership Agreement dated October 23, 2018 (the "Limited Partnership Agreement"). Basic earnings/ (losses) per common unit are computed by allocating distributed and undistributed net income/ (losses) available to common unitholders, after subtracting the interest on the Partnership's net income/ (loss) of all classes of preferred unitholders, subordinated unitholders (up to January 23, 2017 or the "Sponsor Subordinated Units Conversion Date", see Note 9) and the General Partner by the weighted average number of common units outstanding during the year. Any undistributed earnings for the period are allocated to the various unitholders based on the distribution waterfall for cash available for distribution specified in the Limited Partnership Agreement. Where distributions relating to the period are in excess of earnings, the surplus is also allocated according to the cash distribution model. Diluted earnings per common unit reflect the potential dilution that could occur if securities or other contracts to issue units were exercised, if any. The Partnership had no dilutive securities outstanding during the three-year period ended December 31, 2019.
- (s) **Segment Reporting:** The Partnership operates under one reportable segment relating to its operations as it operates solely LNG vessels. The Partnership reports financial information and evaluates its operations and operating results by the type of vessel and not by the length or type of vessel employment for its customers i.e. time charters. The Partnership's management does not use discrete financial information to evaluate operating results for each type of charter. Although revenue can be identified by charter type, management cannot and does not identify expenses, profitability or other financial information in such a manner. When the Partnership charters a vessel to a charterer, the charterer is free to trade the vessel worldwide. As a result, the disclosure of geographic information is impracticable.
- (t) **Fair Value Measurements:** The Partnership follows ASC 820, "Fair Value Measurements and Disclosures", which defines and provides guidance for the measurement of fair value. This guidance creates a fair value hierarchy of measurement and indicates that, when possible, fair value is the price that would be received in the sale of an asset or the price that would be paid in the transfer of a liability in an orderly transaction between market participants in the market in which the reporting entity transacts. The fair value hierarchy gives the highest priority to quoted prices in active markets for identical assets or liabilities (Level 1) and the lowest priority to unobservable data that are not corroborated by market data (Level 3). For example, the reporting entity's own data has a Level 3 priority because it is not or not yet observable or corroborated by market data. Observable market based inputs or unobservable inputs that are corroborated by market data are classified under Level 2 of the fair value hierarchy. Under the standard, fair value measurements would be separately disclosed by level within the fair value hierarchy. ASC 820 applies when assets or liabilities in the consolidated financial statements are to be measured at fair value, but does not require additional use of fair value beyond the requirements in other accounting principles.

**DYNAGAS LNG PARTNERS LP**  
**Notes to the Consolidated Financial Statements December 31, 2019**  
**(Expressed in thousands of U.S. Dollars—except for unit and per unit data, unless otherwise stated)**

**2. Significant Accounting Policies and Recent Accounting Pronouncements (continued):**

- (u) **Commitments and Contingencies:** Commitments are recognized when the Partnership has a present legal or constructive obligation as a result of past events and it is probable that an outflow of resources embodying economic benefits will likely be required to satisfy such obligation and a reliable estimate of the amount of such obligation can be made. Provisions are reviewed at each balance sheet date and adjusted to reflect the present value of the expenditure expected to be required to settle the obligation. Contingent liabilities are not recognized in the consolidated financial statements but are disclosed unless there is a remote possibility of an outflow of resources embodying economic benefits. Contingent assets are not recognized in the consolidated financial statements but are disclosed when an inflow of economic benefits is probable (Note 8).
- (v) **Accounting for Financial Instruments:** The principal financial assets of the Partnership consist of cash and cash equivalents, restricted cash, amounts due from related parties and trade accounts receivable. The principal financial liabilities of the Partnership consist of trade and other accounts payable, accrued liabilities, long-term debt and amounts due to related parties. The Partnership may also consider, from time to time, entering into interest rate swap agreements to manage its exposure to fluctuations of interest rate risk associated with its borrowings. Derivative financial instruments are generally used to manage risk related to fluctuations of interest rates. ASC 815, "Derivatives and Hedging", requires all derivative contracts to be recorded at fair value, as determined in accordance with ASC 820, Fair Value Measurements and Disclosures (Note 6). The changes in fair value of a derivative contract are recognized in earnings unless specific hedging criteria are met. At the inception of a hedge relationship, the Partnership formally designates and documents the hedge relationship with respect to hedge accounting, the risk management objective and the strategy undertaken for the hedge. The documentation includes identification of the hedging instrument, hedged item or transaction, the nature of the risk being hedged and how the entity will assess the hedging instrument's effectiveness in offsetting exposure to changes in the hedged item's cash flows attributable to the hedged risk. A cash flow hedge is the mitigation of risk exposure resulting from variability in cash flows attributable to a particular risk associated with a recognized asset or liability or a highly probable forecasted transaction that could affect profit or loss. Such hedges are expected to be highly effective in achieving offsetting changes in cash flows and are assessed on an ongoing basis to determine whether they actually have been highly effective throughout the financial reporting periods for which they were designated. All derivatives are recorded on the balance sheet as assets or liabilities and measured at fair value. For derivatives designated as cash flow hedges, the effective portion of the changes in fair value of the derivatives is recorded in "Accumulated Other Comprehensive Income/ (Loss)" and subsequently recognized in earnings when the hedged items impact earnings.
- (w) **Going concern:** The Partnership's policy is in accordance with ASU No. 2014-15, "Presentation of Financial Statements - Going Concern", issued in August 2014 by the FASB. ASU 2014-15 provides U.S. GAAP guidance on management's responsibility in evaluating whether there is substantial doubt about a entity's ability to continue as a going concern and on related required footnote disclosures. For each reporting period, management is required to evaluate whether there are conditions or events that raise substantial doubt about a company's ability to continue as a going concern within one year from the date the consolidated financial statements are issued.



**DYNAGAS LNG PARTNERS LP**  
**Notes to the Consolidated Financial Statements December 31, 2019**  
**(Expressed in thousands of U.S. Dollars—except for unit and per unit data, unless otherwise stated)**

**2. Significant Accounting Policies and Recent Accounting Pronouncements (continued):**

**Recent Accounting Pronouncements Not Yet Adopted**

- i) In June 2016, the FASB issued ASU 2016-13- Financial Instruments - Credit Losses (Topic 326): Measurement of Credit Losses on Financial Instruments. ASU 2016-13 amended guidance on reporting credit losses for assets held at amortized cost basis and available for sale debt securities. For public entities, the amendments of this Update are effective for fiscal years beginning after December 15, 2019, including interim periods within those fiscal years. Early application is permitted. Furthermore, in November 2018, the FASB issued ASU 2018-19, "Codification Improvements to Topic 326, Financial Instruments—Credit Losses". The amendments clarify that receivables arising from operating leases are not within the scope of Subtopic 326-20. Instead, impairment of receivables arising from operating leases should be accounted for in accordance with Topic 842, Leases. In addition, in April 2019, the FASB issued ASU 2019-04, "Codification Improvements to Topic 326, Financial Instruments—Credit Losses, Financial Instruments—Credit Losses, Topic 815, Derivatives and Hedging, and Topic 825 Financial Instruments", the amendments of which clarify the modification of accounting for available for sale debt securities excluding applicable accrued interest, which must be individually assessed for credit losses when fair value is less than the amortized cost basis. In May 2019, the FASB issued ASU 2019-05, "Codification Improvements to Topic 326, Financial Instruments—Credit Losses, Financial Instruments—Credit Losses, Topic 815, Derivatives and Hedging, and Topic 825 Financial Instruments", the amendments of which provide entities that have certain instruments within the scope of Subtopic 326-20, Financial Instruments—Credit Losses—Measured at Amortized Cost, with an option to irrevocably elect the fair value option in Subtopic 825-10, Financial Instruments—Overall, applied on an instrument-by-instrument basis for eligible instruments, upon adoption of Topic 326. The fair value option election does not apply to held-to-maturity debt securities. An entity that elects the fair value option should subsequently apply the guidance in Subtopics 820-10, Fair Value Measurement—Overall, and 825-10. The effective date and transition requirements for the amendments in these Updates are the same as the effective dates and transition requirements in Update 2016-13, as amended by these Updates. Based on its preliminary assessment and considering that the Partnership's trade accounts receivable relates mainly to time charter revenues whose collectability is evaluated in accordance with ASC 842 Leases, the Partnership's Management does not expect to have a material impact from the adoption of the new accounting standard on its consolidated financial statements and related disclosures.
  
- ii) In August 2018, the FASB issued ASU No. 2018-13, "Fair Value Measurement (Topic 820 Disclosure Framework: Changes to the Disclosure Requirements for Fair Value Measurement", which changes the disclosure requirements for fair value measurements by removing, adding, and modifying certain disclosures. This ASU is effective for fiscal years beginning after December 15, 2019, including interim periods within that year. Early adoption is permitted for any eliminated or modified disclosures upon issuance of this ASU. The Partnership's Management has assessed the impact of this new accounting guidance and determined that the adoption of this ASU does not have a material impact on its consolidated financial statements and related disclosures.
  
- iii) In March 2020, the FASB issued ASU 2020-04, "Facilitation of the Effects of Reference Rate Reform on Financial Reporting (Topic 848)" which is intended to provide temporary optional expedients and exceptions to U.S. GAAP guidance on contracts, hedge accounting and other transactions affected by the expected market transition from the London Interbank Offered Rate (LIBOR) and other interbank offered rates to alternative reference rates. This ASU is effective for all entities beginning on March 12, 2020 through December 31, 2022. The Partnership's Management is currently evaluating the impact this guidance may have on its consolidated financial statements and related disclosures.

**DYNAGAS LNG PARTNERS LP**  
**Notes to the Consolidated Financial Statements December 31, 2019**  
(Expressed in thousands of U.S. Dollars—except for unit and per unit data, unless otherwise stated)

**3. Transactions with related parties:**

During the years ended December 31, 2019, 2018 and 2017, the Partnership incurred the following charges in connection with related party transactions, which are included in the accompanying consolidated statements of income:

	<b>Years ended December 31,</b>		
	<b>2019</b>	<b>2018</b>	<b>2017</b>
<b>Included in voyage expenses – related party</b>			
Charter hire commissions (a)	\$ 1,631	\$ 1,654	\$ 1,830
<b>Included in general and administrative expenses – related party</b>			
Executive services fee (d)	\$ 603	\$ 637	\$ 605
Administrative services fee (e)	\$ 120	\$ 120	\$ 120
<b>Management fees-related party</b>			
Management fees (a)	\$ 6,537	\$ 6,347	\$ 6,162

As of December 31, 2019 and December 2018, balances with related parties consisted of the following:

	<b>Year ended December 31,</b>	
	<b>2019</b>	<b>2018</b>
<b>Assets:</b>		
Working capital advances granted to the Manager (a)	\$ —	\$ 1,086
Security deposits to Manager (a)	\$ 1,350	\$ 1,350
<b>Liabilities included in Due to related party:</b>		
Working capital due to Manager (a)	\$ 1,198	\$ —
Executive service charges due to Manager (d)	\$ 148	\$ 154
Administrative service charges due to Manager (e)	\$ 30	\$ 30
Management fees due to Manager (a)	\$ 701	\$ —
Other Partnership expenses due to Manager	\$ 125	\$ 122
<b>Total liabilities due to related party, current</b>	<b>\$ 2,202</b>	<b>\$ 306</b>

**a) Dynagas Ltd.**

The Partnership's vessels have entered into vessel management agreements with Dynagas Ltd., the Partnership's Manager (the "Management Agreements"). Pursuant to the terms of these Management Agreements, the Manager provides each vessel-owning entity of the Partnership with management services, including, but not limited to, commercial, technical, crew, accounting and vessel administrative services in exchange for an initial fixed daily management fee of \$2.5 per vessel, for a period beginning upon the vessel's delivery until the termination of the Management Agreement. The Management Agreements initially terminate on December 31, 2020 and are thereafter, automatically extended in additional eight-year increments if notice of termination is not previously provided by the Partnership's vessel-owning subsidiaries. Beginning on the first calendar year after the commencement of each vessel's Management Agreement and each calendar year thereafter, these fees are adjusted upwards by 3% until expiration of each Management Agreement, subject to further annual increases to reflect material unforeseen costs of providing the management services. The amount of such increase is to be agreed between the Partnership and the Manager, which amount will be reviewed and approved by the Partnership's Conflicts Committee. Under the terms of the Management Agreements, the Manager charges the Partnership for any additional capital expenditures, financial costs, operating expenses and general and administrative expenses that are not covered by the management fees.

**DYNAGAS LNG PARTNERS LP**  
**Notes to the Consolidated Financial Statements December 31, 2019**  
**(Expressed in thousands of U.S. Dollars—except for unit and per unit data, unless otherwise stated)**

**3. Transactions with related parties (continued):**

During the years ended December 31, 2019, 2018 and 2017, each vessel was charged a daily management fee of \$3.0, \$2.9 and \$2.8, respectively. During the years ended December 31, 2019, 2018 and 2017, management fees under the vessel Management Agreements amounted to \$6,537, \$6,347 and \$6,162 respectively, and are separately reflected in the accompanying consolidated statements of income.

The Management Agreements also provide for:

- (i) a commission of 1.25% over charter-hire agreements arranged by the Manager; and
- (ii) a lump sum new-building supervision fee of \$700 for the services rendered by the Manager in respect of the construction of the vessel, if applicable, plus out of pocket expenses.

During the years ended December 31, 2019, 2018 and 2017, charter hire commissions under the Management Agreements amounted to \$1,631, \$1,654 and \$1,830, respectively, and are included in Voyage expenses-related party in the accompanying consolidated statements of income.

The Management Agreements will terminate automatically after a change of control of the owners and/or of the owners' ultimate parent, in which case an amount equal to the estimated remaining fees, but in any case not less than for a period of 36 months and not more than 60 months, will become payable to the Manager. As of December 31, 2019, based on the maximum period prescribed in the Management Agreements up to the initial termination period and the basic daily fee in effect during the year ended December 31, 2019, such termination fee would amount to approximately \$19.6 million.

The Management Agreements also provide for an advance equal to three months daily management fee. In the case of termination of the Management Agreements, prior to their eight year term, by any reason other than Manager's default, the advance is not refundable. Such advances as of December 31, 2019 and 2018, amounted to \$1,350, and are separately reflected in Non-Current Assets as Due from related party in the accompanying consolidated balance sheets.

In addition, the Manager makes payments for operating expenses with funds provided by the Partnership. As of December 31, 2019, an amount of \$1,198 was due to the Manager in relation to these operating expenses and as of December 31, 2018, an amount of \$1,086, was due from the Manager in relation to these working capital advances granted to it.

**(b) Loan from related party**

On November 18, 2013, upon the completion of its IPO, the Partnership entered into the \$30 million Sponsor Facility with an original term of five years from the closing date, to be used for general Partnership purposes, including working capital. The \$30 million Sponsor Facility was extended on November 14, 2018, for an additional term of five years on terms and conditions identical to the initial credit facility (the "\$30 million Extended Sponsor Facility"). The \$30 million Extended Sponsor Facility may be drawn and be prepaid in whole or in part at any time during the life of the facility which is until November 2023. No amounts have been drawn under the respective facility as of December 31, 2019 and 2018.

**(c) Optional Vessel acquisitions from Sponsor/ Omnibus Agreement**

At the IPO date, the Partnership and its Sponsor entered into the Omnibus Agreement, as amended and as currently in effect. The amended Omnibus Agreement sets out (i) the terms and the extent the Partnership and the Sponsor may compete with each other, (ii) the procedures to be followed for the exercise of the Partnership's option to acquire the Initial Optional Vessels (as defined in the Omnibus Agreement), as well as the Partnership's option to acquire the Sponsor's ownership interest (which is currently 49.0%) in each of five joint venture entities, each of which owns a 172,000 cubic meter ARC 7 LNG carrier which were all delivered between December 2017 and February 2019, (iii) certain rights of first offer to the Sponsor for the acquisition of LNG carriers from the Partnership, and (iv) the Sponsor's provisions of certain indemnities in favor of the Partnership.

The purchase option periods with regards to the Initial Optional Vessels that were not exercised, expired in December 2018.

The Partnership's option periods with regard to the Sponsor's interests in the first two of the five joint venture entities described above also expired unexercised. The Partnership retains the legal right to exercise the option to acquire from its Sponsor its 49% ownership interest in the last three vessels described above, at the period specified and as per the terms prescribed in the Omnibus Agreement.

**DYNAGAS LNG PARTNERS LP**  
**Notes to the Consolidated Financial Statements December 31, 2019**  
(Expressed in thousands of U.S. Dollars—except for unit and per unit data, unless otherwise stated)

**3. Transactions with related parties (continued):**

**(d) Executive Services Agreement**

On March 21, 2014, the Partnership entered into an executive services agreement (the "Executive Services Agreement") with its Manager with retroactive effect from the IPO closing date, pursuant to which the Manager provides the Partnership the certain services of its executive officers, who report directly to the Board of Directors. Under the Executive Services Agreement, the Manager is entitled to an executive services fee of €538 per annum (or \$604 on the basis of a Euro/US Dollar exchange rate of €1.0000/\$1.1227 as of December 31, 2019), payable in equal monthly installments. The Executive Services Agreement had an initial term of five years and, on November 18, 2018, was automatically renewed for successive five year terms, unless terminated earlier. During the years ended December 31, 2019, 2018 and 2017, executive service fees amounted to \$603, \$637 and \$605, respectively, and are included in general and administrative expenses in the accompanying consolidated statements of income.

**(e) Administrative Services Agreement**

On December 30, 2014 and with effect from the IPO closing date, the Partnership entered into an administrative services agreement (the "Administrative Services Agreement") with its Manager, according to which the Partnership is provided with certain financial, accounting, reporting, secretarial and information technology services, for a monthly fee of \$10, plus expenses, payable in quarterly installments. The Administrative Services Agreement can be terminated upon 120 days' notice granted either by the Partnership's Board of Directors or by Dynagas. During the years ended December 31, 2019, 2018 and 2017, administrative service fees amounted to \$120 for each year and are included in general and administrative expenses – related party in the accompanying consolidated statements of income.

**4. Vessels, net:**

The amounts in the accompanying consolidated condensed balance sheets are analyzed as follows:

	<u>Vessel Cost</u>	<u>Accumulated Depreciation</u>	<u>Net Book Value</u>
<b>Balance December 31, 2017</b>	<b>\$ 1,167,500</b>	<b>\$ (190,202)</b>	<b>\$ 977,298</b>
Other additions to vessels' cost	409	—	409
Depreciation	—	(30,330)	(30,330)
<b>Balance December 31, 2018</b>	<b>\$ 1,167,909</b>	<b>\$ (220,532)</b>	<b>\$ 947,377</b>
Depreciation	—	(30,680)	(30,680)
<b>Balance December 31, 2019</b>	<b>\$ 1,167,909</b>	<b>\$ (251,212)</b>	<b>\$ 916,697</b>

As of December 31, 2019, all vessels comprising the Partnership's fleet were first priority mortgaged as collateral to secure the \$675 Million Credit Facility, further discussed in Note 5.

**DYNAGAS LNG PARTNERS LP**  
**Notes to the Consolidated Financial Statements December 31, 2019**  
(Expressed in thousands of U.S. Dollars—except for unit and per unit data, unless otherwise stated)

**5. Long-Term Debt:**

The amounts shown in the accompanying consolidated balance sheets are analyzed as follows:

Debt instruments	Borrowers-Issuers	Year Ended December 31,	
		2019	2018
\$675 Million Credit Facility	Fareastern Shipping Limited, Pegasus Shipholding S.A., Lance Shipping S.A., Seacrown Maritime Ltd., Navajo Marine Limited, Solana Holding Ltd.	663,000	—
\$480 Million Term Loan B	Arctic LNG and Dynagas Finance LLC	—	472,800
\$250 Million 2019 Notes	Dynagas Partners and Dynagas Finance	—	250,000
<b>Total debt</b>		<b>\$ 663,000</b>	<b>\$ 722,800</b>
Less deferred financing fees		(9,846)	(9,984)
<b>Total debt, net of deferred finance costs</b>		<b>\$ 653,154</b>	<b>\$ 712,816</b>
Less current portion, net of deferred financing fees		\$ (45,482)	\$ (251,754)
<b>Long-term debt, net of current portion and deferred financing fees</b>		<b>\$ 607,672</b>	<b>\$ 461,062</b>

**\$675 Million Senior Secured Term Loan Facility (\$675 Million Credit Facility)**

On September 18, 2019, Fareastern Shipping Limited, Pegasus Shipholding S.A., Lance Shipping S.A., Seacrown Maritime Ltd., Navajo Marine Limited and Solana Holding Ltd., wholly owned by the Partnership, as co-borrowers, entered into a syndicated \$675.0 million senior secured term loan, the \$675 Million Credit Facility, with leading international banks. On September 25, 2019, the amount of \$675.0 million was drawn under the \$675 Million Credit Facility and the Partnership repaid in full the indebtedness outstanding under the \$480 Million Senior Secured Term Loan Facility of \$470.4 million; and on October 30, 2019, the remaining amount of \$204.6 million plus cash on hand was used to repay the \$250 Million Senior Unsecured Notes due 2019.

The \$675 Million Credit Facility bears interest at U.S. LIBOR plus 3.00% margin and is secured by, among other things, first priority mortgages on the six LNG vessels in the Partnership's fleet. The \$675 Million Credit Facility is repayable over five years in 20 consecutive quarterly payments plus a balloon payment in the fifth year.

The \$675 Million Credit Facility contains financial covenants that require the Partnership to:

- meet a specified minimum ratio of Cash and Cash Equivalents to Total Liabilities;
- meet a specified maximum ratio of Total Liabilities to the Market Value Adjusted Total Assets; and
- maintain a minimum liquidity of \$50.0 million in a restricted Cash Collateral Account.

The \$675 Million Credit Facility restricts the Partnership from declaring or making any distributions to its common unit-holders while borrowings are outstanding. Scheduled distributions to the preferred unit-holders under the existing Series A Preferred Units and Series B Preferred Units are not restricted provided there is no event of default while the \$675 Million Credit Facility remains outstanding.

As of December 31, 2019, the Partnership was in compliance with all financial covenants prescribed in its \$675 Million Credit Facility.

The annual principal payments for the Partnership's outstanding \$675 Million Credit Facility as at December 31, 2019, required to be made after the balance sheet date were as follows:

**Year ending December 31,**

	Amount
2020	\$ 48,000
2021	48,000
2022	48,000
2023	48,000
2024	471,000
<b>Total long-term debt</b>	<b>\$ 663,000</b>

**\$480 Million Senior Secured Term Loan Facility (Term Loan B)**

On May 18, 2017, Arctic LNG and Dynagas Finance LLC, wholly owned subsidiaries of the Partnership, as co-borrowers, entered into a \$480.0 million senior secured term loan. The Term Loan B bore interest at LIBOR plus a margin and provided for a 0.25% quarterly amortization on the principal and a bullet payment at maturity in May 2023. On September 25, 2019, the then outstanding principal of \$470.4 million of the Term Loan B was fully repaid from the proceeds of the Partnership's new syndicated \$675.0 million senior secured term loan facility.

**\$250 Million Senior Unsecured Notes due 2019 (2019 Notes)**

On September 15, 2014, the Partnership completed the public offering of the 2019 Notes with the purpose of funding the majority of the purchase price related to the *Yenisei River* acquisition. The 2019 Notes bore interest from the date of the original issue until maturity at a rate of 6.25% per year, payable quarterly in arrears on January 30, April 30, July 30 and October 30 of each year. The 2019 Notes were fully repaid at their maturity on October 30, 2019, using cash on hand as well as a portion of the new \$675 Million Credit Facility.

The weighted average interest rate on the Partnership's long-term debt for the years ended December 31, 2019, 2018 and 2017, was 5.4%, 6.4% and 5.4%, respectively.

Total interest incurred on long-term debt for the years ended December 31, 2019, 2018 and 2017, amounted to \$46,638, \$46,884 and \$39,775, respectively, and is included in Interest and finance costs (Note 11) in the accompanying consolidated statements of income.

Commitment fees incurred for the years ended December 31, 2019, 2018 and 2017, amounted to \$791, nil and nil, respectively. Such fees are included in Interest and finance costs (Note 11) in the accompanying consolidated statements of income.



**DYNAGAS LNG PARTNERS LP**  
**Notes to the Consolidated Financial Statements December 31, 2019**  
**(Expressed in thousands of U.S. Dollars—except for unit and per unit data, unless otherwise stated)**

**6. Fair Value Measurements:**

The following methods and assumptions were used to estimate the fair value of each class of financial instruments:

- **Cash and cash equivalents, trade accounts receivable, amounts due from/to related parties and trade accounts payable:** The carrying values reported in the accompanying consolidated balance sheets for those financial instruments (except for the fair value of non-current portion of amounts due from related party) are considered Level 1 items as they represent liquid assets and liabilities with short-term maturities and are reasonable estimates of their fair values. The carrying value of these instruments is separately reflected in the accompanying consolidated balance sheets. The fair value of the non-current portion of the amounts due from related parties, determined through Level 3 inputs of the fair value hierarchy by discounting future cash flows using the Partnership's estimated cost of capital, is \$1,278 as of December 31, 2019, compared to its carrying value of \$1,350 as of the same date.
- **Long-term debt:** The \$675 Million Credit Facility discussed in Note 5, has an approximate recorded value due to the variable interest rate payable and is thus considered a Level 2 item in accordance with the fair value hierarchy as LIBOR rates are observable at commonly quoted intervals for the full terms of the loans.

A fair value hierarchy that prioritizes the inputs used to measure fair value has been established by Generally Accepted Accounting Principles. The hierarchy gives the highest priority to unadjusted quoted prices in active markets for identical assets or liabilities (Level 1 measurement) and the lowest priority to unobservable inputs (Level 3 measurement). This hierarchy requires entities to maximize the use of observable inputs and minimize the use of unobservable inputs. The three levels of inputs used to measure fair value are as follows:

- Level 1: Unadjusted quoted prices in active markets that are accessible at the measurement date for identical, unrestricted assets or liabilities;
- Level 2: Observable inputs other than quoted prices included in Level 1, such as quoted prices for similar assets and liabilities in active markets, quoted prices for identical or similar assets and liabilities in markets that are not active or other inputs that are observable or can be corroborated by observable market data; and
- Level 3: Unobservable inputs that are supported by little or no market activity and that are significant to the determination of the fair value of the assets or liabilities.

**7. Time charters acquired:**

In December 2015, the Partnership acquired from its Sponsor, the *Lena River*, which was one of the Initial Optional Vessels (Note 3(c)). In connection with the *Lena River* acquisition, the Partnership paid an aggregate consideration of \$240.0 million consisting of (i) the purchase price of the vessel and, (ii) the fair value of the favorable time charter contract attached to the vessel. As a result, the Partnership recognized an intangible asset of \$20.0 million, which represented the fair value of the time charter acquired, at the time of acquisition.

During the years ended December 31, 2019, 2018 and 2017, the amortization of the above market acquired time charter related to the acquisition of the *Lena River* amounted to nil, \$5,267 and \$7,247 respectively, and is included in Voyage revenues in the accompanying consolidated statements of income. The respective intangible asset was fully amortized to revenues in the third quarter of 2018, in accordance with the expiration of the respective charter contract.

**DYNAGAS LNG PARTNERS LP**  
**Notes to the Consolidated Financial Statements December 31, 2019**  
(Expressed in thousands of U.S. Dollars—except for unit and per unit data, unless otherwise stated)

**8. Commitments and Contingencies:**

**(a) Long-term leases:**

The Partnership employs its vessels under time charter contracts. Certain of its time charters provide for variable lease payments, escalating lease payments, charterers' options to extend the lease terms, termination clauses and charterers' options to purchase the underlying assets. The Partnership, in order to calculate future minimum contracted lease payments, has assessed all the relevant factors that create an economic incentive for the lessee to be reasonably certain to exercise lease renewal, termination or purchase options.

Two of the Partnership's time charters contain escalating lease payments and two of its time charters contain both fixed lease and variable lease payments. The variable lease payments relate to services and executory costs (the "Opex Lease Element"). The Opex Lease Element is determined on a cost pass through basis on the vessel's actual operating expenses for each applicable year. Under time charters, the vessels are employed for a specific period of time in accordance with the terms of each agreement. Normally, the charterer has the option to redeliver the vessel to the owner in a period that varies a few days more or less from the contractual termination date. For certain of its time charters, the Partnership has provided to its charterers, the option to extend the lease term for additional periods under the same or different terms. The options are exercised close to the original termination dates. Specifically, under one of the Partnership's time charters, the charterer has options to extend a three year contract, by two consecutive 12 month periods, at escalating rates and, under two of its time charters, the charterer has the option to extend the original lease term by three consecutive periods of five years, the first declared at the original termination date and each of the two remaining at or close to the termination of each option period. Certain time charters are subject to the satisfaction of important conditions, which, if not satisfied, or waived by the charterer, may result in their cancellation or amendment and in such case the Partnership may not receive the contracted revenues thereunder. The Partnership assessed the respective termination clauses and concluded that the lease term is not affected. In addition, under certain time charters and, upon certain circumstances triggering a sanctions event, as defined therein, the charterers have the option to purchase the vessels unless the Partnership can remediate such event.

As of December 31, 2019, the Partnership reported lease income (which excludes the non- cash adjustments) of \$130.5 million. The Partnership's maturity analysis of future minimum contracted lease payments (excluding variable lease payments) under its non-cancelable long-term time charter contracts, as of December 31, 2019, gross of brokerage commissions, without taking into consideration any assumed off-hire days (including those arising out of periodical class survey requirements), is as analyzed below:

Year ending December 31,	Amount
2020	125,783
2021	114,794
2022	103,824
2023	103,824
2024	103,935
2025 and thereafter	550,541
<b>Total</b>	<b>\$ 1,102,701</b>

**(b) Legal Proceedings:**

Various claims, suits, and complaints, including those involving government regulations and product liability, arise in the ordinary course of the shipping business. In addition, losses may arise from disputes with charterers, agents, insurance and other claims with suppliers relating to the operations of the Partnership's vessels. Currently, management is not aware of any such claims not covered by insurance or contingent liabilities which should be disclosed (other than that referred below) or for which a provision should be established in the accompanying consolidated financial statements. The Partnership accrues for the cost of environmental liabilities when management becomes aware that a liability is probable and is then able to reasonably estimate the probable exposure. Currently, management is not aware of any such claims or contingent liabilities, which should be disclosed, or for which a provision should be established in the accompanying consolidated financial statements. The Partnership is covered in the event of any liabilities associated with the individual vessels' actions up to the maximum limits as provided for by the Protection and Indemnity (P&I) Clubs, members of the International Group of P&I Clubs.



**DYNAGAS LNG PARTNERS LP**  
**Notes to the Consolidated Financial Statements December 31, 2019**  
**(Expressed in thousands of U.S. Dollars—except for unit and per unit data, unless otherwise stated)**

**8. Commitments and Contingencies (continued):**

On May 16, 2019, a purported stockholder of the Partnership filed a putative class action lawsuit against the Partnership and certain related entities and individual officers and directors of the Partnership in the United States District Court for the Southern District of New York (Case No.19- cv-04512). The complaint purports to be brought on behalf of shareholders who purchased the common stock of the Partnership between February 16, 2018 and March 21, 2019. The Complaint generally alleges that the defendants violated Sections 10(b) and/or 20(a) of the Securities Exchange Act of 1934 and Rule 10b-5 promulgated thereunder by making allegedly false and/or misleading statements regarding, among other matters, new charter agreements that the Partnership entered into with various energy companies and the Partnership's expectations about its ability to sustain its quarterly distribution. The complaint seeks unspecified damages, attorneys' fees, and other costs. On August 19, 2019, the Court appointed a group of shareholders as Lead Plaintiffs in the action, who filed an amended complaint on September 26, 2019. The amended complaint makes allegations similar to those in the original complaint, extends the class period (December 21, 2017 through March 21, 2019), adds as defendants three additional directors of the Partnership and the underwriters of the Partnership's Series B Preferred Units Offering, and asserts new claims under Section 20A of the Securities Exchange Act of 1934 on behalf of plaintiffs who acquired Partnership securities or sold put options contemporaneously with the Series B Preferred Units Offering, and under Sections 11, 12(a)(2) and 15 of the Securities Act of 1933 based on allegedly false and/or misleading statements in the offering documents for the Series B Preferred Units Offering. The Partnership, related entity defendants, and underwriter defendants filed a motion to dismiss the amended complaint on December 5, 2019, which is now fully briefed, but has not yet been decided by the Court.

The Partnership and its management believe that the allegations in the lawsuit are without merit and intend to vigorously defend their position.

**(c) Technical and Commercial Management Agreement:**

As further disclosed in Note 3, the Partnership has contracted with Dynagas Ltd. for the provision of commercial, administrative and technical management of its vessels pursuant to certain Management Agreements. For the commercial services provided under the Management Agreements, the Partnership pays a commission of 1.25% over the charter-hire revenues arranged by the Manager, which will survive the termination of the agreement until the termination of each charter party in force at such time. The estimated commission payable to the Manager over the minimum contractual charter revenues, discussed under (a) above, is \$13,784. For vessel administrative and technical management fees, the Partnership paid during the year ended December 31, 2019, a daily management fee of \$3.0 per vessel (Note 3(a)). Management fees for the period from January 1, 2020 to the date of the expiration of the agreements on December 31, 2020, adjusted for the 3% annual inflation in accordance with the terms of the Management Agreements, are estimated to amount to \$6,752.

**9. Partners' Equity:**

***Series A Preferred Units:***

On July 20, 2015, the Partnership concluded an underwritten public offering of 3,000,000 9% Series A Preferred Units, representing limited partner interests in the Partnership, at a liquidation preference of \$25.00 per unit. The Partnership received \$72.3 million of proceeds from this offering, net of the \$2.4 million underwriting discount of and incurred offering expenses of \$0.3 million.

***Series B Preferred Units:***

On October 23, 2018, the Partnership concluded the underwritten public offering of 2,200,000 Series B Preferred Units, representing limited partner interests in the Partnership, at a liquidation preference of \$25.00 per unit. The Partnership received net proceeds of \$53.0 million from this offering, after deducting underwriters' discounts and commissions and offering expenses, which amounted to \$2.0 million.

**DYNAGAS LNG PARTNERS LP**  
**Notes to the Consolidated Financial Statements December 31, 2019**  
(Expressed in thousands of U.S. Dollars—except for unit and per unit data, unless otherwise stated)

**9. Partners' Equity (continued):**

Concurrently with the conclusion of the Series B Preferred Units Public Offering, the Partnership entered into the Limited Partnership Agreement in order to, among others, conform its provisions to the terms and provisions related to the issuance of the Series B Preferred Units and to remove references to subordinated units and subordinated period that are no longer in effect.

As of December 31, 2019, the Partnership had 35,490,000 common units, 15,595,000 of which are owned by the Sponsor, 3,000,000 Series A Preferred Units, 2,200,000 Series B Preferred Units and 35,526 general partner units issued and outstanding.

**Common and General Partner unit distribution provisions:**

The Partnership pays distributions in the following manner:

- *first*, 100% to the holders of common units and to the General Partner in accordance with their relative percentage interests, until the distributed amount in respect of each common unit equals the minimum quarterly distribution; and
- *second*, 100% to the holders of common units and to the General Partner in accordance with their relative percentage interests, until each unit has received an aggregate distribution of a specified dollar amount.

The percentage allocations of available cash from operating surplus among the common unitholders, the General Partner and the holders of the incentive distribution rights up to the various target distribution levels are illustrated below. The percentage interests shown for the common unitholders, the General Partner and the holders of the incentive distribution rights for the minimum quarterly distribution are also applicable to quarterly distribution amounts that are less than the minimum quarterly distribution. The percentage interests shown for our General Partner include its 0.1% General Partner interest only and assumes that our General Partner has contributed any capital necessary to maintain its 0.1% General Partner interest. Under the Limited Partnership Agreement, the holder of the incentive distribution rights in the Partnership, which is currently the General Partner, has the right to receive an increasing percentage of cash distributions after the first target distribution level.

	<b>Total Quarterly Distribution Target Amount</b>	<b>Unitholders</b>	<b>General Partner</b>	<b>Holders of IDRs</b>
Minimum Quarterly Distribution	\$0.365	99.9%	0.1%	0.0%
First Target Distribution	up to \$0.420	99.9%	0.1%	0.0%
Second Target Distribution	above \$0.420 up to \$0.456	85.0%	0.1%	14.9%
Third Target Distribution	Above \$0.456 up to \$0.548	75.0%	0.1%	24.9%
Thereafter	above \$0.548	50.0%	0.1%	49.9%

**DYNAGAS LNG PARTNERS LP**  
**Notes to the Consolidated Financial Statements December 31, 2019**  
**(Expressed in thousands of U.S. Dollars—except for unit and per unit data, unless otherwise stated)**

**9. Partners' Equity (continued):**

On April 18, 2018, the Partnership announced a reduction in cash distribution to \$0.25 per unit to all common unit holders from \$0.4225 per common unit in prior quarters, which was approved by the Partnership's Board of Directors on April 12, 2018 and was paid on May 3, 2018, to all common unitholders of record as of April 26, 2018.

On January 25, 2019, the Partnership announced a reduction in cash distribution to \$0.0625 per unit to all common unitholders from \$0.25 per common unit in prior quarters, which was paid on February 14, 2019, to all common unitholders of record as of February 7, 2019.

On September 26, 2019 the Partnership announced that pursuant to the closing of the \$675 Million Credit Facility (Note 5), the Partnership is prohibited from paying distribution to its common unit-holders while borrowings are outstanding under the \$675 Million Credit Facility.

As the quarterly distributions with respect to fiscal year 2019 were below \$0.365 per common unit, the actual cash distributions and the allocation of net income for the purposes of the earnings per common unit calculation were based on the limited partners' and General Partner's ownership percentage applying to the minimum quarterly distribution level, as per the above presented distribution waterfall.

***Preferred Units distribution and redemption provisions:***

Distributions on the Series A Preferred Units are cumulative from the date of original issue and are payable quarterly on February 12, May 12, August 12 and November 12, of each year, when, as and if declared by the Partnership's Board of Directors out of amounts legally available for such purpose. Distributions are payable at a distribution rate of 9.00% per annum of the stated liquidation preference.

Any time on or after August 12, 2020, the Series A Preferred Units may be redeemed, in whole or in part, at the Partnership's option, out of amounts legally available for such purpose, at a redemption price of \$25.00 per unit plus an amount equal to all accumulated and unpaid distributions thereon to the date of redemption, whether or not declared.

Distributions on the Series B Preferred Units are cumulative from the date of original issue and are payable quarterly on February 22, May 22, August 22 and November 22, of each year, when, as and if declared by the Partnership's Board of Directors out of amounts legally available for such purpose. Furthermore, distributions on the Series B Preferred Units are payable (i) from and including the original issue date to, but excluding, November 22, 2023 at a fixed rate equal to 8.75% per annum of the stated liquidation preference per unit and (ii) from and including November 22, 2023 at a floating rate equal to three-month LIBOR plus a spread of 5.593% per annum of the stated liquidation preference per unit.

At any time on or after November 22, 2023, the Series B Preferred Units may be redeemed, in whole or in part, at the Partnership's option, out of amounts available for such purpose, at a redemption price of \$25.00 per unit plus an amount equal to all accumulated and unpaid distributions thereon to the date of redemption, whether or not declared.

The Series A Preferred Units and the Series B Preferred Units represent perpetual equity interests in the Partnership, unlike the Partnership's indebtedness, do not give rise to a claim for payment of a principal amount at a particular date. The Series A Preferred Units rank pari passu with the Series B Preferred Units. Both the Series A Preferred Units and the Senior B Preferred Units rank senior to the Partnership's common units and to each other class or series of limited partner interests or other equity established after the original issue date of the Series A Preferred Units and the Series B Preferred Units that is not expressly made senior to or on a parity with the Series A Preferred Units and the Series B Preferred Units as to payment of distributions. The Series A Preferred Units and the Series B Preferred Units are rank junior to all of the Partnership's existing and future indebtedness. The interests of the holders of Series A Preferred Units or Series B Preferred Units could be diluted by the issuance of additional preferred units, including additional Series A Preferred units or Series B Preferred Units, and by other transactions.

**DYNAGAS LNG PARTNERS LP**  
**Notes to the Consolidated Financial Statements December 31, 2019**  
**(Expressed in thousands of U.S. Dollars—except for unit and per unit data, unless otherwise stated)**

**9. Partners' Equity (continued):**

***Common unit distributions:***

As mentioned above, on January 25, 2019, the Partnership announced a reduction of its quarterly cash distribution to \$0.0625 per common unit, for the fourth quarter of 2018, from \$0.25 per common unit in prior quarters, which was paid on February 14, 2019, to all common unitholders of record as of February 7, 2019.

On April 24, 2019, the Partnership announced a quarterly cash distribution, for the first quarter of 2019 of \$0.0625 per common unit, or \$2.2 million which, on May 10, 2019, was paid to all unit holders of record as of May 3, 2019.

***Series A Preferred unit distributions:***

On January 21, 2019, the Partnership's Board of Directors declared a cash distribution of \$0.5625 per unit on its Series A Preferred Units for the period from November 12, 2018 to February 11, 2019. The cash distribution was paid on February 12, 2019, to all Series A preferred unitholders of record as of February 5, 2019.

On April 25, 2019, the Partnership's Board of Directors declared a cash distribution of \$0.5625 per unit on its Series A Preferred Units for the period from February 12, 2019 to May 11, 2019. The cash distribution was paid on May 13, 2019, to all Series A preferred unitholders of record as of May 6, 2019.

On July 22, 2019, the Partnership's Board of Directors declared a cash distribution of \$0.5625 per unit on its Series A Preferred Units for the period from May 12, 2019 to August 11, 2019. The cash distribution was paid on August 12, 2019, to all Series A preferred unitholders of record as of August 5, 2019.

On October 22, 2019, the Partnership's Board of Directors declared a cash distribution of \$0.5625 per unit on its Series A Preferred Units for the period from August 12, 2019 to November 11, 2019. The cash distribution was paid on November 12, 2019, to all Series A preferred unitholders of record as of November 5, 2019.

***Series B Preferred unit distributions:***

On January 31, 2019, the Partnership's Board of Directors declared a cash distribution of \$0.7231 per unit on its Series B Preferred Units for the period from October 23, 2018 to February 21, 2019. The cash distribution was paid on February 22, 2019, to all Series B preferred unitholders of record as of February 15, 2019.

On April 30, 2019, the Partnership's Board of Directors declared a cash distribution of \$0.546875 per unit on its Series B Preferred Units for the period from February 22, 2019 to May 21, 2019. The cash distribution was paid on May 22, 2019, to all Series B preferred unitholders of record as of May 15, 2019.

On July 30, 2019, the Partnership's Board of Directors declared a cash distribution of \$0.546875 per unit on its Series B Preferred Units for the period from May 22, 2019 to August 21, 2019. The cash distribution was paid on August 22, 2019, to all Series B preferred unitholders of record as of August 15, 2019.

On October 30, 2019, the Partnership's Board of Directors declared a cash distribution of \$0.546875 per unit on its Series B Preferred Units for the period from August 22, 2019 to November 21, 2019. The cash distribution was paid on November 22, 2019, to all Series B preferred unitholders of record as of November 15, 2019.

**DYNAGAS LNG PARTNERS LP**  
**Notes to the Consolidated Financial Statements December 31, 2019**  
**(Expressed in thousands of U.S. Dollars—except for unit and per unit data, unless otherwise stated)**

**9. Partners' Equity (continued):**

***General Partner Distributions:***

During the years ended December 31, 2019, 2018 and 2017, the Partnership paid to its General Partner and holder of the incentive distribution rights in the Partnership an amount of \$4, \$59 and \$129, respectively.

**10. (Loss)/ Earnings per Unit:**

The Partnership calculates earnings/ (loss) per unit by allocating distributed and undistributed net income/ (losses) for each period to common and general partner units, after adjusting for the effect of preferred distributions, only to the extent that they are earned.

**DYNAGAS LNG PARTNERS LP**  
**Notes to the Consolidated Financial Statements December 31, 2019**  
(Expressed in thousands of U.S. Dollars—except for unit and per unit data, unless otherwise stated)

**10. (Loss)/ Earnings per Unit (continued):**

Any undistributed earnings for the period are allocated to the various unitholders based on the distribution waterfall for cash available for distribution specified in the Limited Partnership Agreement, as generally described in Note 9 above. Where distributions relating to the period are in excess of earnings, the deficit is also allocated according to the cash distribution model. The sum of the distributed amounts and the allocation of the undistributed earnings or deficit to each class of unitholders is divided by the weighted average number of units outstanding during the period. Diluted earnings per unit, if applicable, reflects the potential dilution that could occur if potentially dilutive instruments were exercised, resulting in the issuance of additional units that would then share in the Partnership's net earnings. The Partnership had no dilutive instruments in the years ended December 31, 2019, 2018 and 2017.

The calculations of the basic and diluted earnings per common unit are presented below:

	Year ended December 31,		
	2019	2018	2017
Partnership's Net income	\$ 3,613	\$ 3,613	\$ 17,339
<b>Less:</b>			
Net Income attributable to preferred unitholders	11,563	7,659	6,750
Net Income attributable to subordinated unitholders	—	—	1,208
General Partner's interest in Net Income	(8)	(4)	79
<b>Net income/(loss) attributable to common unitholders</b>	<b>\$ (7,942)</b>	<b>\$ (4,042)</b>	<b>\$ 9,302</b>
Weighted average number of common units outstanding, basic and diluted	35,490,000	35,490,000	34,545,740
<b>Earnings/ (Losses) per common unit, basic and diluted</b>	<b>\$ (0.22)</b>	<b>\$ (0.11)</b>	<b>\$ 0.27</b>

**11. Interest and Finance Costs:**

The amounts in the accompanying consolidated statements of income are analyzed as follows:

	Year ended December 31,		
	2019	2018	2017
Interest expense (Note 5)	\$ 46,638	\$ 46,884	\$ 39,775
Amortization of deferred financing fees	3,199	3,261	2,804
Write-off of deferred financing fees	7,497	—	2,583
Commitment fees (Note 5)	791	—	—
Other	466	345	1,119
<b>Total</b>	<b>\$ 58,591</b>	<b>\$ 50,490</b>	<b>\$ 46,281</b>

**12. Taxes:**

Under the laws of the countries of the Partnership and its subsidiaries' incorporation and / or vessels' registration, the Partnership and its subsidiaries are not subject to tax on international shipping income; however, they are subject to registration and tonnage taxes, which are included in Vessel operating expenses in the accompanying consolidated statements of income. In addition, effective January 1, 2013, each foreign flagged vessel managed in Greece by Greek or foreign ship management companies is subject to Greek tonnage tax, under the laws of the Hellenic Republic. The technical manager of the Partnership's vessels, Dynagas Ltd., an affiliate (Note 3(a)) which is established in Greece under Greek Law 89/67 is responsible for the filing and payment of the respective tonnage tax on behalf of the Partnership. These tonnage taxes for the years ended December 31, 2019, 2018 and 2017, amounted \$332, \$548 and \$417, respectively and are included in Vessel operating expenses in the accompanying consolidated statements of income.

Pursuant to the Internal Revenue Code of the United States (the "Code"), U.S. source income from the international operations of ships is generally exempt from U.S. tax if the Partnership operating the ships meets both of the following requirements: (a) the Partnership is organized in a foreign country that grants an equivalent exception to corporations organized in the United States and exempts the type of income earned by the vessel owning Partnership and (b) either (i) more than 50% of the value of the Partnership's stock is owned, directly or indirectly, by individuals who are "residents" of the Partnership's country of organization or of another foreign country that grants an "equivalent exemption" to corporations organized in the United States (50% Ownership Test) or (ii) the Partnership's stock is "primarily and regularly traded on an established securities market" in its country of organization, in another country that grants an "equivalent exemption" to United States corporations, or in the United States (Publicly-Traded Test). Additionally, the Partnership must meet all of the documentation requirements as outlined in the regulations.

The Partnership and each of its subsidiaries expects to qualify for this statutory tax exemption for the 2019, 2018 and 2017 taxable years, and the Partnership takes this position for United States federal income tax return reporting purposes. In the absence of an exemption under Section 883, based on its U.S. source shipping income, for 2019, 2018 and 2017, the Partnership would be subject to U.S. federal income tax of approximately \$29, nil and \$123, respectively.

### 13. Subsequent Events:

- (a) **Quarterly Series A Preferred unit cash distribution:** On January 20, 2020, the Partnership's Board of Directors declared a cash distribution of \$0.5625 per unit on its Series A Preferred Units for the period from November 12, 2019 to February 11, 2020. The cash distribution was paid on February 12, 2020, to all Series A preferred unitholders of record as of February 5, 2020.
- (b) **Quarterly Series B Preferred unit cash distribution:** On January 30, 2020, the Partnership's Board of Directors declared a cash distribution of \$0.546875 per unit on its Series B Preferred Units for the period from November 22, 2019 to February 21, 2020. The cash distribution was paid on February 24, 2020, to all Series B preferred unitholders of record as of February 17, 2020.
- (c) **COVID-19 outbreak:** The outbreak of COVID-19, which originated in China in December 2019 and subsequently spread to most developed nations of the world, has resulted in the implementation of numerous actions taken by governments and governmental agencies in an attempt to mitigate the spread of the virus. These measures have resulted in a significant reduction in global economic activity and extreme volatility in the global financial markets. The reduction of economic activity has significantly reduced the global demand for oil, refined petroleum products and LNG. The Partnership expects that the impact of the COVID-19 virus and the uncertainty in the supply of oil will continue to cause volatility in the commodity markets. Although to date there has not been any significant effect in the Partnership's operating activities due to COVID-19, the extent to which COVID-19 will impact the Partnership's results of operation and financial condition will depend on future developments, which are highly uncertain and cannot be predicted, including among others, new information which may emerge concerning the severity of the virus and the actions to contain or treat its impact. An estimate of the impact cannot therefore be made at this time.